

BALDOR® • RELIANCE 

Product Information Packet

CPX28326T

46M 2P XPFC HOR 286TSY TSTAT CP FEAT INV

Part Detail							
Revision:	C	Status:	PRD/A	Change #:		Proprietary:	No
Type:	AC	Elec. Spec:	10WGZ035	CD Diagram:	CD0180	Mfg Plant:	
Mech. Spec:	10K316	Layout:	10LYK316	Poles:	02	Created Date:	04-25-2019
Base:	RG	Eff. Date:	10-22-2021	Leads:	9#10		

Specs			
Catalog Number:	CPX28326T	Feedback Device:	NO FEEDBACK
Enclosure:	XPFC	Front Shaft Indicator:	None
Frame:	286TSY	Heater Indicator:	No Heater
Frame Material:	Iron	Insulation Class:	F
Output @ Frequency:	25.000 HP @ 50 HZ	Inverter Code:	Inverter Duty
	30.000 HP @ 60 HZ	IP Rating:	IP55
Synchronous Speed @ Frequency:	3600 RPM @ 60 HZ	KVA Code:	G
Voltage @ Frequency:	380.0 V @ 50 HZ	Lifting Lugs:	Standard Lifting Lugs
	230.0 V @ 60 HZ	Locked Bearing Indicator:	Locked Bearing
	460.0 V @ 60 HZ	Motor Lead Quantity/Wire Size:	9 @ 10 AWG
	190.0 V @ 50 HZ	Motor Lead Termination:	Flying Leads
XP Class and Group:	CLI GP C,D; CLII GP E,F,G	Motor Type:	X1046M
XP Division:	Division I	Mounting Arrangement:	F1
Agency Approvals:	UR	Power Factor:	90
	CSA EEV	Product Family:	Hazardous Location Motor
	CSA	Pulley End Bearing Type:	Ball
Auxillary Box:	No Auxillary Box	Pulley Face Code:	Standard
Auxillary Box Lead Termination:	None	Pulley Shaft Indicator:	Standard

Base Indicator:	Rigid	Rodent Screen:	None
Bearing Grease Type:	Polyrex EM (-20F +300F)	RoHS Status:	ROHS NON-COMPLIANT
Blower:	None	Shaft Ground Indicator:	No Shaft Grounding
Constant Torque Speed Range:	6	Shaft Rotation:	Reversible
Current @ Voltage:	72.000 A @ 208.0 V	Shaft Slinger Indicator:	Shaft Slinger
	68.000 A @ 190.0 V	Speed Code:	Single Speed
	66.000 A @ 230.0 V	Motor Standards:	NEMA
	34.000 A @ 380.0 V	Starting Method:	Direct on line
	33.000 A @ 460.0 V	Thermal Device - Bearing:	None
Design Code:	B	Thermal Device - Winding:	Normally Closed Thermostat
Drip Cover:	No Drip Cover	Vibration Sensor Indicator:	No Vibration Sensor
Duty Rating:	CONT	Winding Thermal 1:	None
Electrically Isolated Bearing:	Not Electrically Isolated	Winding Thermal 2:	None
Enclosure Modification:	Severe Duty Features	XP Temp Code:	T3C

Nameplate NP2033XPSLEV										
NO.						CC	010A			
S/N						TEMP CODE	T3C			
SPEC.	10K316Z035G1					INV.TYPE	PWM			
CAT.NO.	CPX28326T					C HP FR	60		C HP TO	90
HP	30//25					CT HZ FROM	6		CT HZ TO	60
VOLTS	230/460//190/380					VT HZ FROM	6		VT HZ TO	60
AMPS	66/33//68/34					MAG CUR	18/9			
RPM	3520//2920					MX RPM	5400			
HZ	60//50		PH	3	CL	F		NOM.EFF.	91.7	
SER.F.	1.00		DES	B	SL HZ	1.3		WK2	1.98	
FRAME	286TSY		RATING	40C AMB-CONT						
BLANK	55C AMB @ 1.00 SF, 60C RISE									
	1.15SF ON SINEWAVE				NEMA MG-1 PT.5,IP55					

Parts List		
Part Number	Description	Quantity
SA368868	SA 10K316Z035G1	1.000 EA
RA358399	RA 10K316Z035G1	1.000 EA
37FN3002B03	EXFN, PLASTIC, 7.50 OD, 1.690 ID	1.000 EA
12CB1003A02P	KOBX, MACH 1.50 NPT GROUP C MTRS ,EPOXY	1.000 EA
10XN3118K24	5/16-18 X 1.50" HEX HD, GRADE 5	4.000 EA
HW1001A31	LOCKWASHER 5/16, ZINC PLT.591 OD, .319 I	4.000 EA
WD1000B19	TERMINAL BURNDY L250HP	1.000 EA
10XN3816K12	3/8-16 X 3/4 HEX HD CAP GRADE 5	1.000 EA
HW1001A38	LOCKWASHER 3/8, ZINC PLT .688 OD, .382 I	1.000 EA
HA4017A06	/125 X 3.00 GREASER EXT. (F/S)	1.000 EA
HA4017A03	.125 X 1.75 GREASE EXT (F/S)	1.000 EA
HW4019A01	PIPE COUPLING 1/8 NPT,STEEL,ZINC COATING	1.000 EA
HW3023E06	.125 X .625 SPIRAL SPRING PIN	1.000 EA
HW4505A02	BREATHER/DRAIN-EXP PROOF-.250-18 PTF AIS	1.000 EA
HA3050A03	3/8-16 X 2.25" GRADE 8 BOLT	4.000 EA
HW1001A38	LOCKWASHER 3/8, ZINC PLT .688 OD, .382 I	4.000 EA
HW5100A11	W3917-042 WVY WSHR (WB)	1.000 EA
HA2009A53	SLINGER FOR GROUP E MTRS - 309 BRG.	1.000 EA
80XN0632A10	SET SCREW,#6-32 X .62 LG.HEX SOC. HD.	1.000 EA
10XN2520K40	1/4-20 X 2-1/2 HEX HD CAPSCREW,GRADE 5,Z	4.000 EA
10EP1709A13P	PUEP, EX.PRF - GROUP E MTR W/DRAIN & EPO	1.000 EA
HW4505A02	BREATHER/DRAIN-EXP PROOF-.250-18 PTF AIS	1.000 EA
HW3023E06	.125 X .625 SPIRAL SPRING PIN	1.000 EA
HA3050A03	3/8-16 X 2.25" GRADE 8 BOLT	4.000 EA

Parts List (continued)		
Part Number	Description	Quantity
HW1001A38	LOCKWASHER 3/8, ZINC PLT .688 OD, .382 I	4.000 EA
HA2009A33	SLINGER, FOR GROUP E MOTORS - 311 BRG.	1.000 EA
80XN0632A10	SET SCREW,#6-32 X .62 LG.HEX SOC. HD.	2.000 EA
10FH1008A32P	310 FH X-PROOF MACH W/DRAIN & GRSR SLOTS	1.000 EA
10XN3118K12	5/16-18 X .75 GRADE 5, ZINC PLATED	3.000 EA
HW1001A31	LOCKWASHER 5/16, ZINC PLT.591 OD, .319 I	3.000 EA
12CB1502A01P	CONDUIT BOX LID MACH. GROUP C MTRS	1.000 EA
84XN5013J32	SOCKET HD.CAP SCR,1/2-13 X 2"LG,ALLOY ST	10.000 EA
HW1001A50	LOCKWASHER 1/2, ZINC PLT.,.879 OD, .509 I	10.000 EA
HW2501G18	SQUARE STEEL KEY .375 X 2.00 LONG	1.000 EA
LB1115N	LABEL,LIFTING DEVICE (ON ROLLS)	1.000 EA
LB1081C	ALUM XP CAUTION LABEL (COL PLANT ONLY-	1.000 EA
MJ5001A27	32220KN GRAY SEALER *MIN BUY 4 QTS=1GAL	0.001 QT
10EP1701A64PP15	FR ENDPLATE, MACH W/PRIMER & MG1025G29	1.000 EA
HW4500A21	1618BALEMITE FITTING 825 UNIVERSAL	1.000 EA
HA4051A00	PLASTIC CAP FOR GREASE FITTING	1.000 EA
HW4500A20	1/8NPT SL PIPE PLUG	1.000 EA
MJ1000A02	GREASE, MOBIL POLYREX EM - 124047	0.130 LB
HW4500A03	GREASE FITTING, .125 NPT 1610(ALEMITE) 8	1.000 EA
HA4051A00	PLASTIC CAP FOR GREASE FITTING	1.000 EA
HW4500A20	1/8NPT SL PIPE PLUG	1.000 EA
HW2500A25	WOODRUFF KEY USA #1008 #BLOW CARBON STEE	1.000 EA
51XB1214A20	12-14X1.25 HXWSSLD SERTYB	1.000 EA
MG1025G29	WILKOFAS, 789.229, DARK CHARCOAL GRAY	0.070 GA

Product Information Packet: CPX28326T - 46M 2P XPFC HOR 286TSY TSTAT CP FEAT INV

85XU0407S04	4X1/4 U DRIVE PIN STAINLESS	6.000 EA
LB1119N	WARNING LABEL	1.000 EA
LC0181	CONNECTION LABEL	2.000 EA
NP2033XPSLEV	SS XP INV UL CSA-EEV CC CL-I GP-C&D	1.000 EA
14PA1000	PACKAGING 314 GROUP COMBINED PRINT	1.000 EA
MN416A01	TAG-INSTAL-MAINT no wire (2100/bx) 4/22	1.000 EA

AC Induction Motor Performance Data

Record # 75696

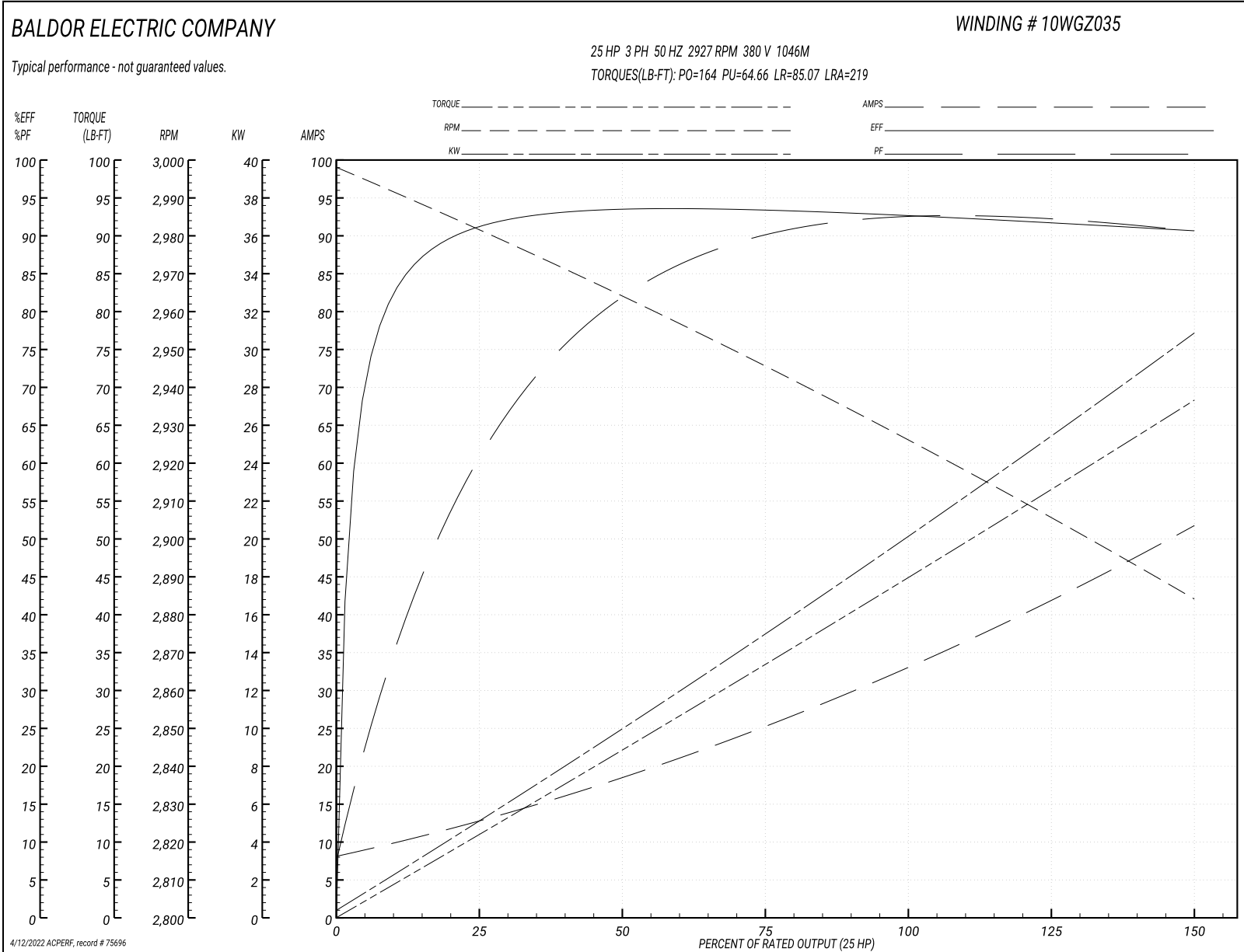
Typical performance - not guaranteed values

Winding: 10WGZ035-R005		Type: 1046M		Enclosure: XPFC	
Nameplate Data			380 V, 50 Hz: High Voltage Connection		
Rated Output (HP)	30//25		Full Load Torque	44.55 LB-FT	
Volts	230/460//190/380		Start Configuration	direct on line	
Full Load Amps	66/33//68/34		Breakdown Torque	164 LB-FT	
R.P.M.	3520//2920		Pull-up Torque	64.66 LB-FT	
Hz	60//50	Phase	3	Locked-rotor Torque	85.07 LB-FT
NEMA Design Code	B KVA Code		G	Starting Current	219 A
Service Factor (S.F.)			1	No-load Current	8.71 A
NEMA Nom. Eff.	91.7	Power Factor	90	Line-line Res. @ 25°C	0.239 Ω
Rating - Duty	40C AMB-CONT			Temp. Rise @ Rated Load	59°C
				Locked-rotor Power Factor	26.5
				Rotor inertia	1.97 LB-FT ²

Load Characteristics 380 V, 50 Hz, 25 HP

% of Rated Load	25	50	75	100	125	150
Power Factor	64	83	89	91	92	91
Efficiency	90.9	93.3	93.5	92.5	91.9	90.6
Speed	2981	2963	2946	2927	2907	2883
Line amperes	11.87	18.29	25.38	33.31	42.09	51.47

Performance Graph at 380V, 50Hz, 25.0HP Typical performance - Not guaranteed values



AC Induction Motor Performance Data

Record # 75697

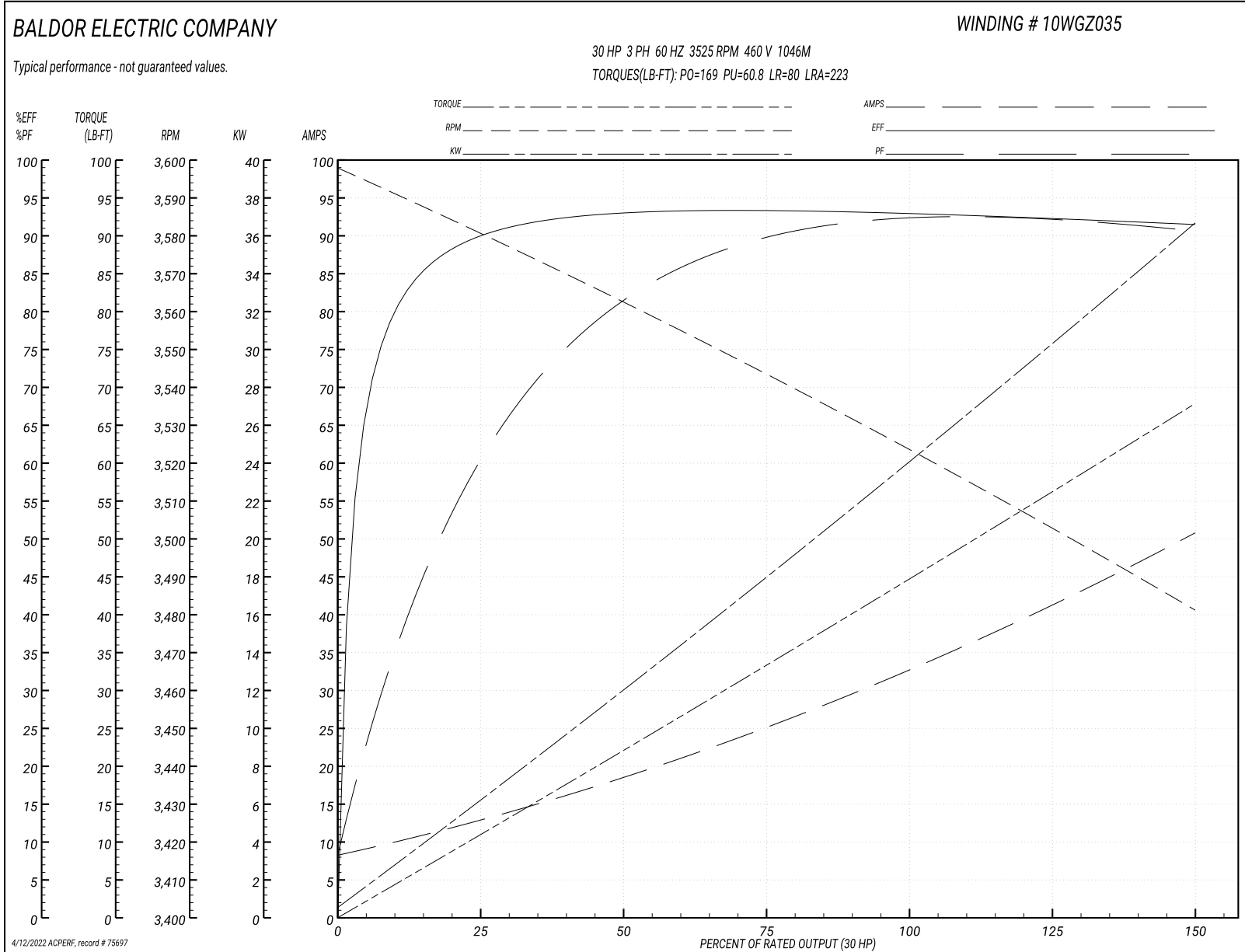
Typical performance - not guaranteed values

Winding: 10WGZ035-R005		Type: 1046M		Enclosure: XPFC	
Nameplate Data			460 V, 60 Hz: High Voltage Connection		
Rated Output (HP)	30//25		Full Load Torque	44.4 LB-FT	
Volts	230/460//190/380		Start Configuration	direct on line	
Full Load Amps	66/33//68/34		Breakdown Torque	169 LB-FT	
R.P.M.	3520//2920		Pull-up Torque	60.8 LB-FT	
Hz	60//50	Phase	3	Locked-rotor Torque	80 LB-FT
NEMA Design Code	B KVA Code		G	Starting Current	223 A
Service Factor (S.F.)			1	No-load Current	8.85 A
NEMA Nom. Eff.	91.7	Power Factor	90	Line-line Res. @ 25°C	0.239 Ω
Rating - Duty	40C AMB-CONT			Temp. Rise @ Rated Load	58°C
				Locked-rotor Power Factor	23.5
				Rotor inertia	1.97 LB-FT ²

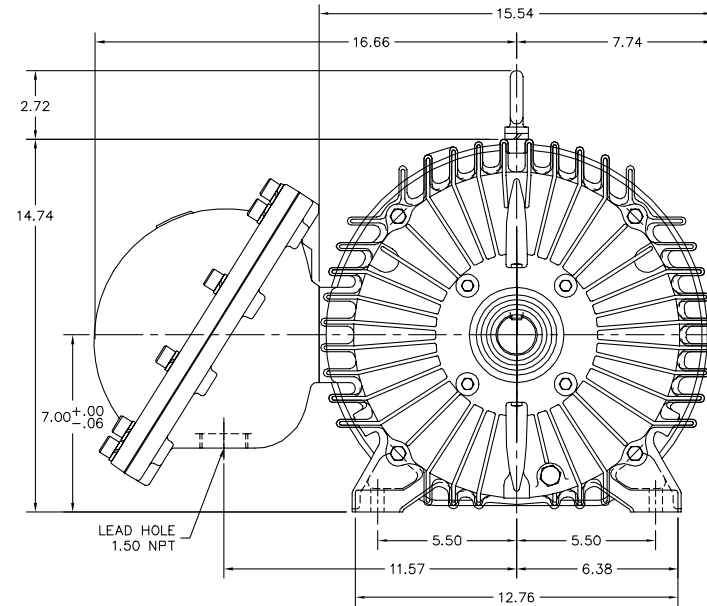
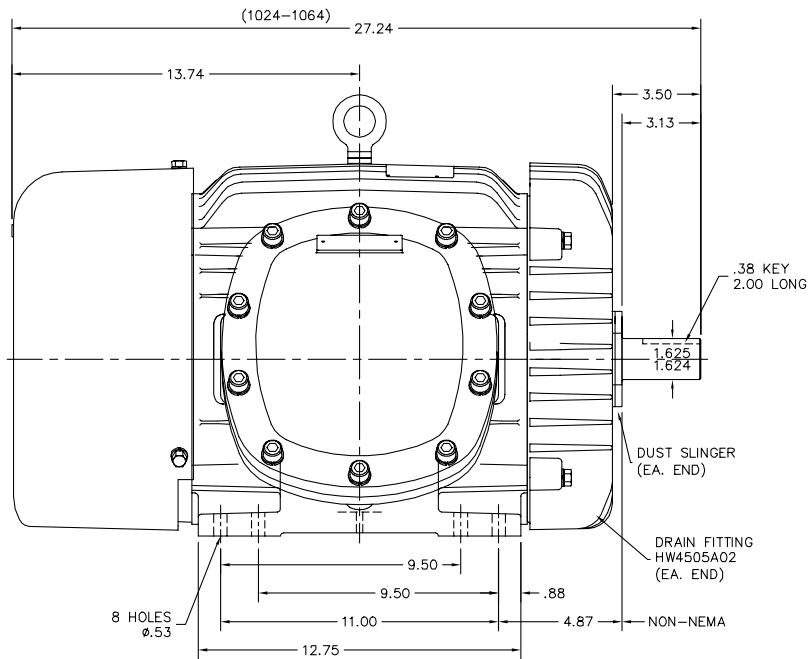
Load Characteristics 460 V, 60 Hz, 30 HP

% of Rated Load	25	50	75	100	125	150
Power Factor	64	83	89	91	92	91
Efficiency	89.6	92.9	93.5	92.7	92.4	91.4
Speed	3580	3561	3544	3525	3504	3480
Line amperes	12	18.3	25.2	33	41.5	50.5

Performance Graph at 460V, 60Hz, 30.0HP Typical performance - Not guaranteed values



10LYK316



CUSTOMER IS RESPONSIBLE FOR DETERMINING THAT THE PRODUCT WILL PERFORM SUITABLY IN THE INTENDED APPLICATION.

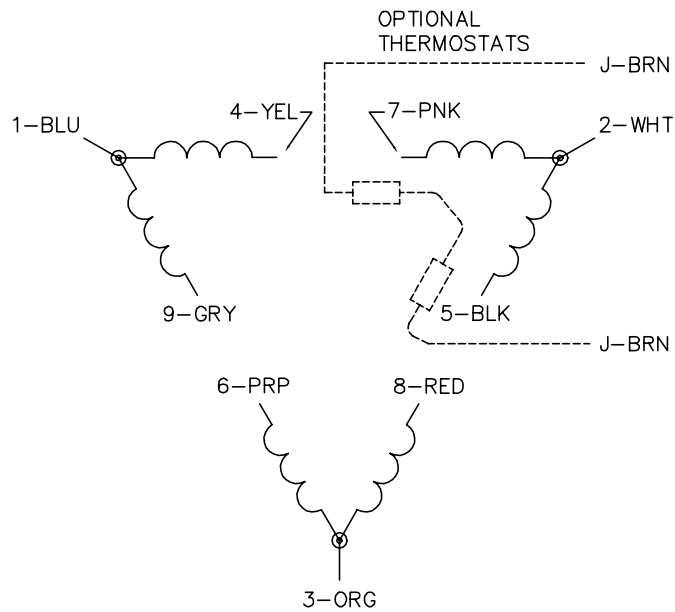
REV. DESC: REMOVE GREASER LEADER		
REV. LTR: A	VERSION: 01	TDR: 000001170020
FILE: \AAA\00224\340	REVISED: 01:04:18 06/23/2021	BY: ENNINDO
MTL: -		

BALDOR - RELIANCE®

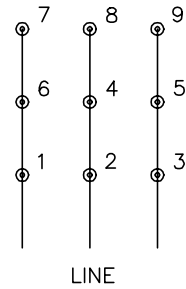
HOR XPFC 284-6TSY CP FT CL.I GP.C&D,CL.II GP.F&G W/GP.E SLNG
SH 1 of 1

10LYK316

CD0180



LOW VOLTAGE
(2D)



HIGH VOLTAGE
(1D)



NOTES:

1. INTERCHANGE ANY TWO LINE LEADS TO REVERSE ROTATION.
2. OPTIONAL THERMOSTATS ARE PROVIDED WHEN SPECIFIED.
3. ACTUAL NUMBER OF INTERNAL PARALLEL CIRCUITS MAY BE A MULTIPLE OF THOSE SHOWN ABOVE.
4. LEAD COLORS ARE OPTIONAL. LEADS MUST ALWAYS BE NUMBERED AS SHOWN.

CD0180

REV. DESC: ADD CLASS CONN00000007		
REV. LTR: D	VERSION: 01	TDR: 000001099922
FILE: \AAA\00005\148	REVISED: 10:25:29 02/19/2019	BY: ENBRIRO
MTL: -	© □	

BALDOR - RELIANCE®

3PH, DV, 9 LEADS, DELTA CONNECTION

SH 1 of 1

Marketing maintained PDF of MN416:

<http://www.baldor.com/support/Literature/Load.ashx/MN416?ManNumber=MN416>