

BALDOR • RELIANCE

Customer information packet

CXT31004T-4

100HP, 1785RPM, 3PH, 60HZ, 405TC, A40072M, TEF

Class - None

Division - Division II

Specifications

Enclosure	TEFC
Frame	405TC
Frame Material	Iron
Frequency	60.00 Hz
Motor Letter Type	Three Phase
Output @ Frequency	100.000 HP @ 60 HZ
Phase	3
Synchronous Speed @ Frequency	1800 RPM @ 60 HZ
Voltage @ Frequency	460.0 V @ 60 HZ
XP Class and Group	None
XP Division	Division II
Ambient Temperature	40 °C
Auxillary Box	No Auxillary Box
Base Indicator	Rigid
Bearing Grease Type	Polyrex EM (-20F +300F)
Constant Torque Speed Range	10-60
Current @ Voltage	115.000 A @ 460.0 V
Design Code	B
Drip Cover	No Drip Cover
Duty Rating	CONT
Efficiency @ 100% Load	95.4 %
Feedback Device	NO FEEDBACK
Heater Indicator	No Heater
High Voltage Full Load Amps	115.0 a
Insulation Class	F
Inverter Code	Inverter Ready
IP Rating	NONE
KVA Code	G
Motor Lead Quantity/Wire Size	3 @ 2 AWG
Motor Standards	NEMA
Motor Type	A40072M
Mounting Arrangement	F1

Part detail

Revision	D
Type	AC
Mech. spec.	
Base	
Status	PRD/A
Elec. spec.	A40WG5476
Layout	617429-739
Eff. date	11-01-2021
CD Diagram	416820-036
Poles	04
Leads	3#2
Proprietary	False
Created date	08-18-2020

Number of Poles	4
Overall Length	38.19 IN
Power Factor	85
Product Family	General Industrial
Pulley End Bearing Type	Ball
Pulley Face Code	C-Face
Service Factor	1.15
Shaft Diameter	2.875 IN
Shaft Ground Indicator	No Shaft Grounding
Shaft Rotation	Reversible
Shaft Slinger Indicator	Shaft Slinger
Speed	1785 rpm
Speed Code	Single Speed
Starting Method	Direct on line
Thermal Device - Bearing	None
Thermal Device - Winding	None
XP Temp Code	T2D

Nameplate

NP4152LUA

CAT #	CXT31004T-4			SER				CC	010A				
SPEC	A40-6005-5476			RATING	40C AMB-CONT								
HZ	VOLTS		AMPS		RPM	HP	CODE	SF	DES	PF	NEMA NOM. EFF		
60	460		115		1785	100	G	1.15	B	85 %	95.4 %		
										%	%		
PH	3	CL	F	MAX RPM	2700	MAX CORR KVAR	22	USABLE AT 208V			A		
BRG	DE	6316	ODE	6316	ENCL	TEFC	FR	405TC	IP	54			
GREASE	POLYREX EM						MTR WT				LBS		
CL I DIV 2 GRPS A,B,C,D				CL I ZONE 2 GRPS				IIA,IIB,IIC			TEMP T	215	C
INV READY	CT	10-60	HZ	6:1	VT	0-60	HZ	1000:1	CHP	60-90	HZ	1:1.5	
INV TEMP CL	T2D	C	USABLE AT	50HZ 75HP 380V 105A						1.0SF			

Parts list

Part number	Description	Quantity
SA385088	SA A40-6005-5476	1.000 ea
RA375327	RA A40-6005-5476	1.000 ea
421948051	LABEL, MYLAR	1.000 ea
000692000VD	LABEL WARNING	1.000 ea
LB1449	DIV-2/NEC WARNING LABEL	1.000 ea
NP4152LUA	SS CP XT CLI DIV2 UR CSA-C US-EEV NEMA P	1.000 ea
412118006A	DRAIN	2.000 ea
034690005AB	PPLG 3/4 PLATED	1.000 ea
089412501A	BRKT FTMT G400 FIN MACH 6316 89412500WCA	1.000 ea
415072001B	CLAMP	1.000 ea
083198127A	G400 MOLDED FAN COVER	1.000 ea
034180012DA	KEY 1X4X1/4X1-1/2 L	1.000 ea
078548001R	FAN KB 234/150 (84) 400	1.000 ea
004824015A	GREASE POLYREX EM	0.880 lb
032018020EK	HHCS 5/8-11X2-1/2 PLTD.	4.000 ea
032018008CK	HHCS 3/8-16X1L PLATED	4.000 ea
032018026CK	HHCS 3/8-16X3-1/4 PLTD.	3.000 ea
415096002A	CPLG 1/8 HEX TYPE	1.000 ea
034631002AB	BUSH 1/4 TO 1/8 PLTD.	1.000 ea
415045002B	SLGR	1.000 ea
410700000DA	WAVY SPRING WASHER	1.000 ea
035000001G	GREASE RELIEF FITTING, ALEMITE 317400	1.000 ea
034001014AB	FLAT WASHER 3/8"PLATED	4.000 ea
034530056BB	P/NIP 1/4X7 SCHED 40	1.000 ea
034530056AB	1/8 X 7 PP NIPPLE	1.000 ea
034600001AA	BUSH 1/4TO1/8 BLACK	1.000 ea
089412504A	G400 STD C-FACE BRKT 089416507WCA	1.000 ea
032018020EK	HHCS 5/8-11X2-1/2 PLTD.	4.000 ea
032018032CK	HHCS 3/8-16X4 PLATED	3.000 ea
415045002B	SLGR	1.000 ea
035000001G	GREASE RELIEF FITTING, ALEMITE 317400	1.000 ea

077176000L	C/BOX, PAINTED 440	1.000 ea
077176001A	CBOXC, PAINTED 360-400	1.000 ea
043292000AJ	GASK 320-400	1.000 ea
402731001A	GASK 360-440	1.000 ea
418150003A	GREASE FITTING CAP	1.000 ea
032018005AK	HHCS 1/4-20X5/8 PLATED	4.000 ea
032018008CK	HHCS 3/8-16X1L PLATED	4.000 ea
035000001A	ALFTG 1/8" 1610-BL	1.000 ea
415000115H	T/LUG #2AWG-4/OAWG	1.000 ea
406099000A	PLUG - FAN COVER 320-440	1.000 ea
032018005DL	1/2-13 X 5/8 SILICON BRONZE HHCS	1.000 ea
035000001A	ALFTG 1/8" 1610-BL	1.000 ea
418150003A	GREASE FITTING CAP	1.000 ea
MG1025L14	WILKOFAS, 776.14, GRUNDFOS BLACK	0.380 ga
033775004EA	DRSCR #6-1/4 304 S.S.	4.000 ea
034180044JA	KEY 3/4X3/4X5-1/2 L	1.000 ea
604797045	STD. 400 FRAME SKID	1.000 ea
032510024D	CARRIAGE BOLT - 444	2.000 ea
034001014AB	FLAT WASHER 3/8"PLATED	2.000 ea
034001016AB	WSHR .562ID 1.375OD .109	2.000 ea
033300014AC	HEX NUT, SHIPPING - 400	2.000 ea
604799003C	PLASTIC BAG 42X32X46	1.000 ea

DUTY MASTER ALTERNATING CURRENT MOTORS
SQUIRREL-CAGE INDUCTION

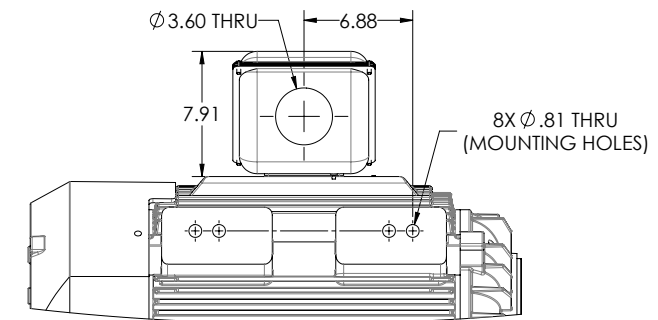
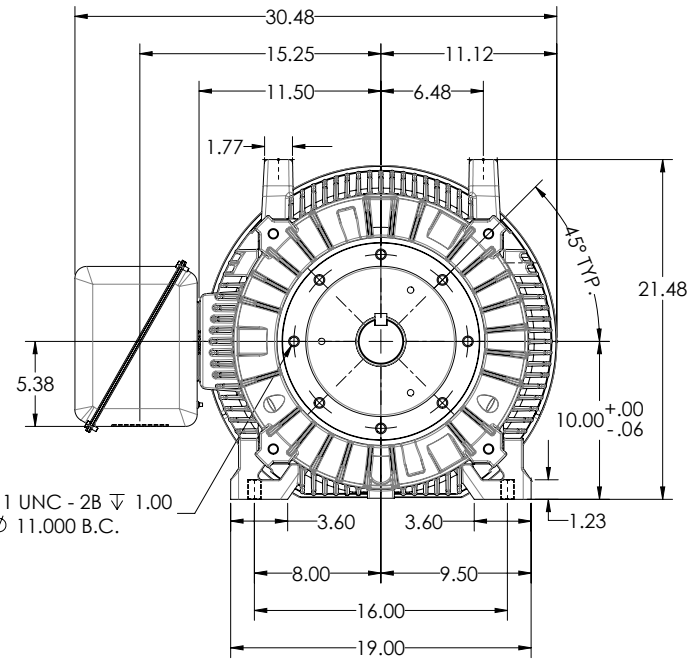
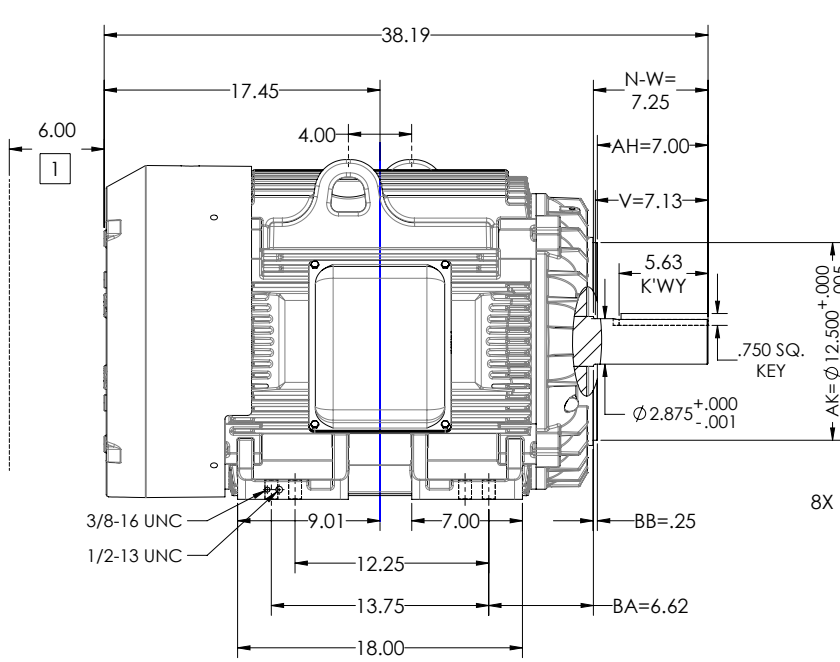
617429-739

ENCLOSURE: TOTALLY ENCLOSED

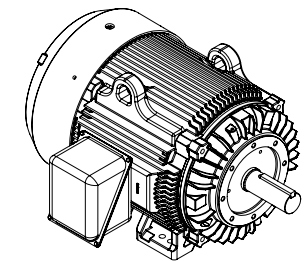
COOLING: FAN COOLED

MOUNTING: FOOT, F-1

G405TC/G404TC FRAME MOUNTING HOLES



8X Ø 5/8-11 UNC - 2B ∇ 1.00
ON Ø 11.000 B.C.



1 OBSTRUCTION MUST NOT ENCR OACH ON AIR INLET

MAX FACE RUNOUT AND FIT ECCENTRICITY = 0.007 T.I.R.
IF MOUNTING CLEARANCE DETAILS ARE REQUIRED, CONSULT FACTORY.
MAXIMUM PERMISSIBLE SHAFT RUNOUT WHEN MEASURED AT END OF STANDARD
SHAFT EXTENSION IS .003" T.I.R.

DIMENSIONS ARE IN INCHES.
WEIGHT (LBS): 1350. MOTOR WEIGHTS MAY VARY BY 15% DEPENDING ON RATING.
CUSTOMER IS RESPONSIBLE FOR DETERMINING THAT MOTOR PERFORMANCE IS SUITABLE IN THE APPLICATION.

SHEET NUMBER
1 OF 1

REV. DESC: NEW DRAWING			
REV: -	VERSION: 00	REVISED: 08-41:59 06/13/2016	TDR: 00000981952
MODEL NO. 617429-739		REF:	
BY: USJEDIL	Material:	C	

BALDOR

G405TC/G404TC TEFC F1 FOOTED SIDE-CENTER STEEL C/BOX

617429-739

416820-036

A-C MOTOR
CONNECTION DIAGRAM
STANDARD 3 LEAD CONNECTED



(N.P. 1575-BA)

416820-036

REV. DESC: LOADED TO BUS, C/R 335225		
REV. LTR: -	VERSION: 00	TDR: 000000538207
FILE: \MGA\00000\682	REVISED: 11:54:06 04/30/2010	
MTL: -	BY: RAGRA	

BALDOR

CONN DIAG - STANDARD 3 LEAD
SH 1 of 1