

PRODUCT INFORMATION PACKET

Model No: 145TTFR16078

Catalog No: E2102

General Purpose Motor, 1 HP, 3 Ph, 60 Hz, 230/460 V, 1200 RPM, 145T Frame, TEFC



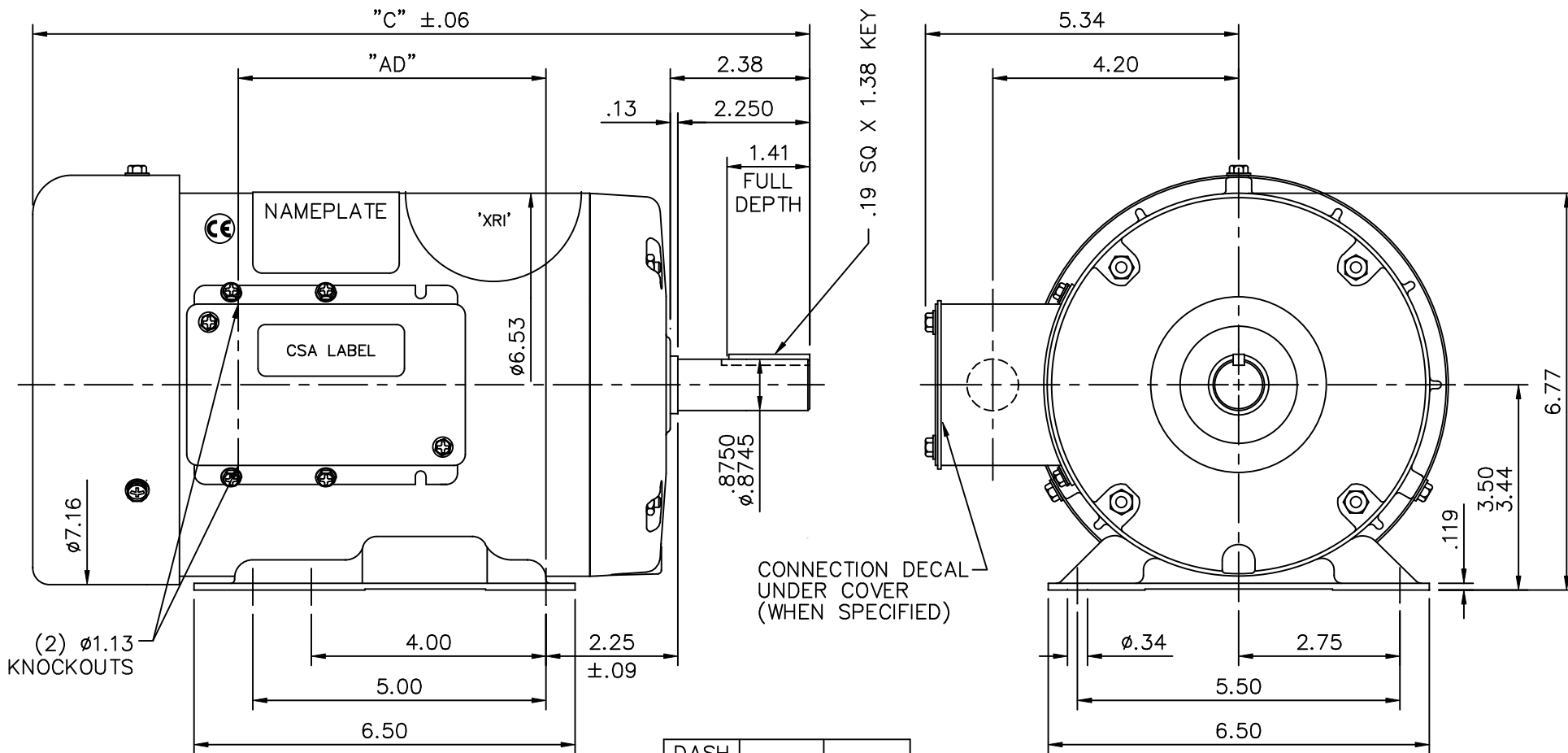
Regal and are trademarks of Regal Rexnord Corporation or one of its affiliated companies.
©2022 Regal Rexnord Corporation, All Rights Reserved. MC017097E

Nameplate Specifications

Output HP	1 Hp	Output KW	0.75 kW
Frequency	60 Hz	Voltage	230/460 V
Current	3.8/1.9 A	Speed	1170 rpm
Service Factor	1.15	Phase	3
Efficiency	82.5 %	Power Factor	60
Duty	Continuous	Insulation Class	F
Design Code	B	KVA Code	K
Frame	145T	Enclosure	Totally Enclosed Fan Cooled
Thermal Protection	No Protection	Ambient Temperature	40 °C
Drive End Bearing Size	6205	Opp Drive End Bearing Size	6203
UL	Recognized	CSA	Y
CE	Y	IP Code	43
Number of Speeds	1		

Technical Specifications

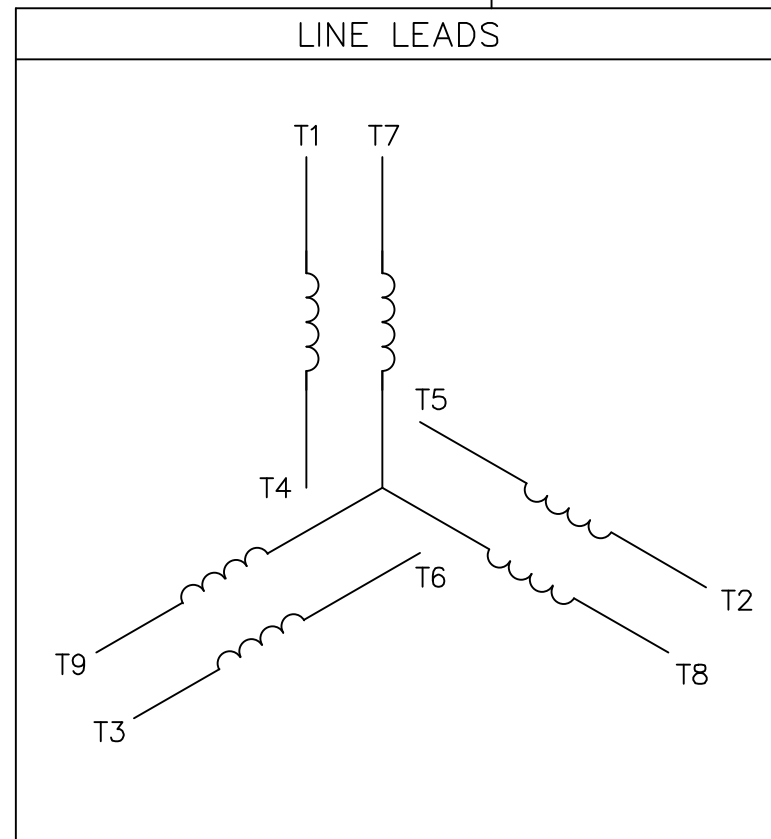
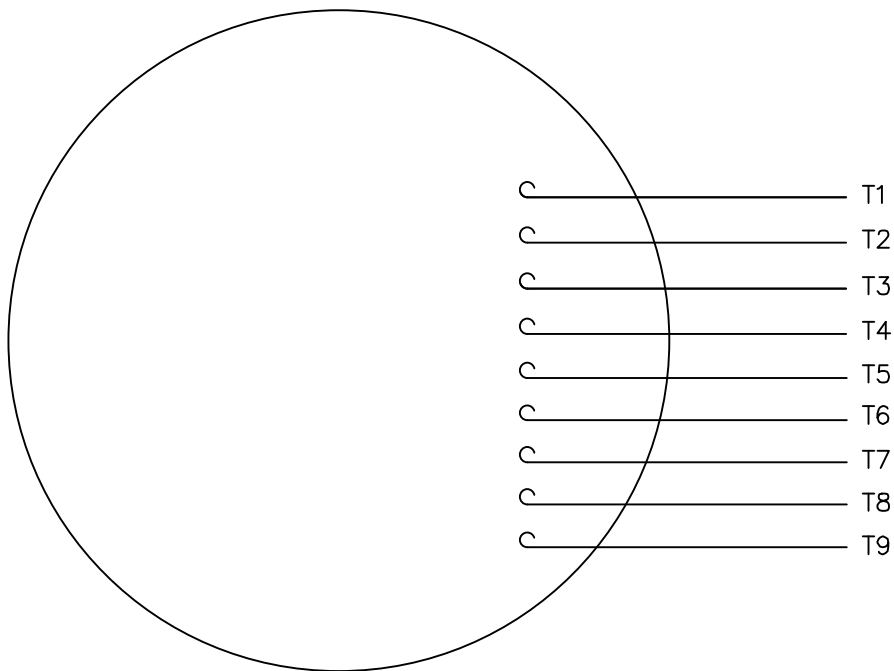
Electrical Type	Squirrel Cage Induction Run	Starting Method	Across The Line
Poles	6	Rotation	Reversible
Resistance Main	1.63 Ohms	Mounting	Rigid Base
Motor Orientation	Horizontal	Drive End Bearing	Ball
Opp Drive End Bearing	Ball	Frame Material	Rolled Steel
Shaft Type	T	Overall Length	13.75 in
Frame Length	7.50 in	Shaft Diameter	0.875 in
Shaft Extension	2.37 in	Assembly/Box Mounting	F1 ONLY
Outline Drawing	028753-750	Connection Drawing	005010-01ME



DASH NO.	"C"	"AD"
650	12.75	4.75
700	13.25	5.25
750	13.75	5.75
800	14.25	6.25
850	14.75	6.75

		TOLERANCES UNLESS SPECIFIED		MARATHON ELECTRIC		DRAWN	LST 6/7/06
		DEC.	INCHES			CHK	
		.X	±.1	TITLE		APPD	
		.XX	±.03	OUTLINE - 140T FRAME		SCALE	3=8
		.XXX	±.005	TEFC- RIGID		REF	
01	ADDED NOTE FOR CONNECTION DECAL	GWS	4/22/08	.XXXX	±.0005	MAT'L.	FMF
NO.	REVISION	BY & DATE	CHK	ANG	±1/2'	FINISH	PREV
THIS DRAWING IN DESIGN AND DETAIL IS OUR PROPERTY AND MUST NOT BE USED EXCEPT IN CONNECTION WITH OUR WORK ALL RIGHTS OF DESIGN AND INVENTION ARE RESERVED THIS IS AN ELECTRONICALLY GENERATED DOCUMENT - DO NOT SCALE THIS PRINT		RFP		CAD FILE	028753	SIZE	DRAWING NO.
		DIST				A	028753
							REV.
							01

VIEW FROM OUTSIDE OF MOTOR AT SWITCH END.



VOLTAGE	L1	L2	L3	JOIN & INSULATE
HIGH	T1	T2	T3	(T4,T7) (T5,T8) (T6,T9)
LOW	T1,T7	T2,T8	T3,T9	T4,T5,T6

		TOLERANCES UNLESS SPECIFIED		DRAWN RDW 04/12/02					
		DEC.	INCHES	CHK					
		.X	±.1	APPD					
		.XX	±.01	SCALE 1=1					
		.XXX	±.005	REF FIG.2-51					
		.XXXX	±.0005	FMF					
NO.	REVISION	BY & DATE	CHK	ANG	FINISH	PREV			
				±1/2'					
THIS DRAWING IN DESIGN AND DETAIL IS OUR PROPERTY AND MUST NOT BE USED EXCEPT IN CONNECTION WITH OUR WORK ALL RIGHTS OF DESIGN AND INVENTION ARE RESERVED THIS IS AN ELECTRONICALLY GENERATED DOCUMENT - DO NOT SCALE THIS PRINT			RFP	04/12/02	CAD FILE	00501001ME	SIZE	DRAWING NO.	REV.
			DIST				A	005010-01ME	



TITLE EXTERNAL WIRING DIAGRAM
3 PHASE W/O PROTECTOR
MAT'L. DECAL - 004014

CERTIFICATION DATA SHEET

Model#: 145TTFR16078 AA **WINDING#:** T63681 FR 3
CONN. DIAGRAM: 005010-01ME **ASSEMBLY:** F1 ONLY
OUTLINE: 028753-750

TYPICAL MOTOR PERFORMANCE DATA

HP	KW	SYNC. RPM	F.L. RPM	FRAME	ENCLOSURE	KVA CODE	DESIGN
1&1	.75&.75	1200	1170&975	145T	TEFC	K	B

PH	Hz	VOLTS	FL AMPS	START TYPE	DUTY	INSL	S.F	AMB°C	ELEVATION
3	60/50	230/460#190/ 380	3.8/1.9&4/2	ACROSS THE LINE	CONTINUOU S	F4	1.15/1.0	40	3300

FULL LOAD EFF: 82.5&70	3/4 LOAD EFF: 82.9	1/2 LOAD EFF: 80.6	GTD. EFF	ELEC. TYPE	NO LOAD AMPS
FULL LOAD PF: 60&80	3/4 LOAD PF: 54.7	1/2 LOAD PF: 42.5	0	SQ CAGE IND RUN	2.4 / 1.2

F.L. TORQUE	LOCKED ROTOR AMPS	L.R. TORQUE	B.D. TORQUE	F.L. RISE°C
4.54 LB-FT	21.4 / 10.7	13.5 LB-FT 300	15.8 LB-FT 351	0

SOUND PRESSURE @ 3 FT.	SOUND POWER	ROTOR WK^2	MAX. WK^2	SAFE STALL TIME	STARTS /HOUR	APPROX. MOTOR WGT
0 dBA	10 dBA	0.14 LB-FT^2	0.1 LB-FT^2	10 SEC.	0	0 LBS.

***** SUPPLEMENTAL INFORMATION *****

DE BRACKET TYPE	ODE BRACKET TYPE	MOUNT TYPE	ORIENTATION	SEVERE DUTY	HAZARDOUS LOCATION	DRIP COVER	SCREENS	PAINT
STANDARD	STANDARD	RIGID	HORIZONTAL	FALSE	NONE	FALSE	NONE	BLUE (ENAMEL)

BEARINGS		GREASE	SHAFT TYPE	SPECIAL DE	SPECIAL ODE	SHAFT MATERIAL	FRAME MATERIAL
DE	OPE						
BALL	BALL	POLYREX EM	T	NONE	NONE	1144 STRESSPROOF (C-223)	ROLLED STEEL
6205	6203						

THERMO-PROTECTORS				THERMISTORS	CONTROL	SPACE /n HEATERS
THERMOSTATS	PROTECTORS	WDG RTDs	BRG RTDs			
NONE	NOT	NONE	NONE	NONE	FALSE	NONE VOLTS

If Inverter equals NONE, contact factory for further information

*
N
O
T
E
S
*

INVERTER TORQUE: NONE
INV. HP SPEED RANGE: NONE
ENCODER: NONE
NONE NONE
NONE NONE PPR
BRAKE: NONE NONE
NONE P/N NONE
NONE NONE
NONE FT-LB NONE V NONE Hz

DATE: 06/23/2017 07:34:36 AM
 FORM 3531 REV.3 02/07/99

** Subject to change without notice.

Data Sheet

Date: 6/29/2017

145TFR16078

Customer: _____



Attention: _____

Submittal

Submitted by: FAREEDA DUDEKULA

Data @ 460 V

Motor Load Data

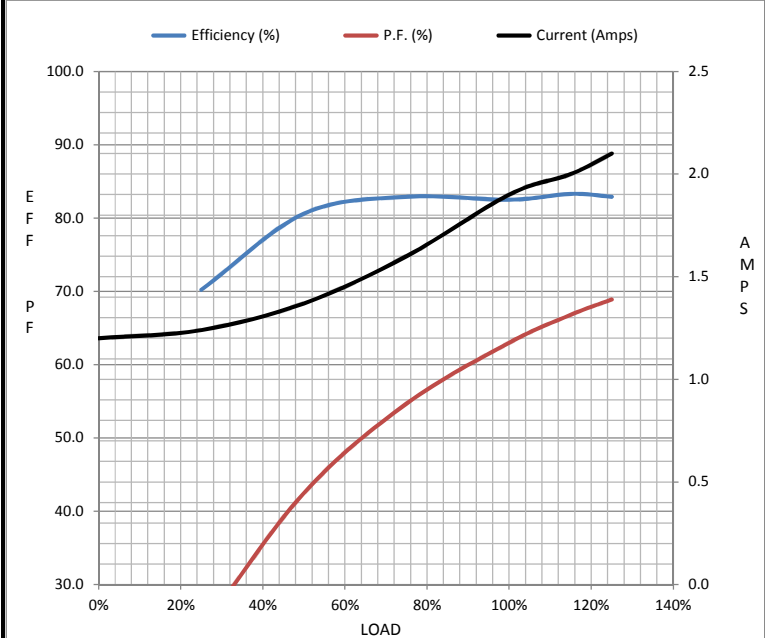
Load	0%	25%	50%	75%	100%	115%	125%	LR
Current (Amps)	1.20	1.24	1.37	1.60	1.90	2.00	2.10	10.7
Torque (ft-lb)	0.00	1.10	2.23	3.4	4.5	5.3	5.7	13.5
RPM	1200	1190	1180	1169	1160	1,150	1145	0
Efficiency (%)		70.2	80.6	82.9	82.5	83.3	82.9	
P.F. (%)	8.6	23.8	42.5	54.7	63.0	66.8	68.9	0.0

Motor Speed Data

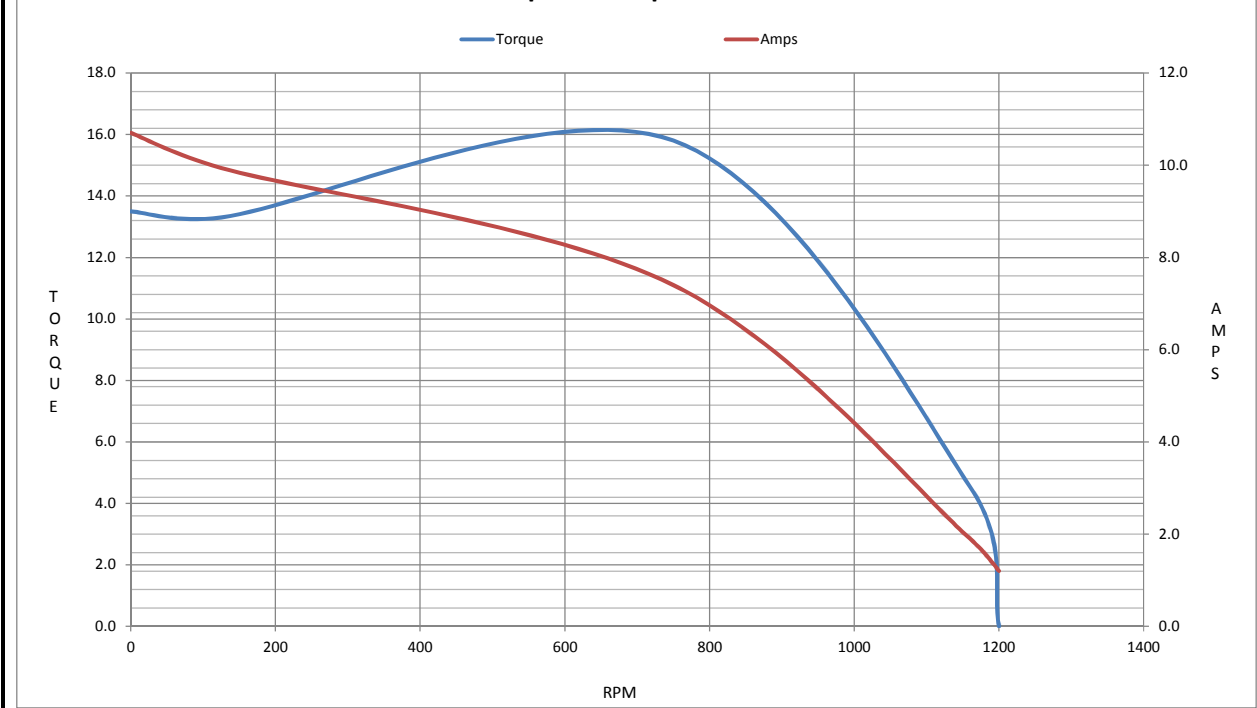
	LR	Pull-Up	BD	Rated	Idle
Speed (RPM)	0	125	750	1160	1200
Current (Amps)	10.7	9.9	7.4	1.90	1.20
Torque (ft-lb)	13.5	13.3	15.8	4.5	0.00

Information Block

HP	1.0			
Sync. RPM	1200			
Frame	140			
Enclosure	TEFC			
Construction	TFR			
Voltage	30/460#190/381V			
Frequency	60 Hz			
Design	B			
LR Code letter	K			
Service Factor	1.15			
Temp Rise @ FL	42 ° C			
Duty	CONT			
Ambient	40 ° C			
Elevation	1,000 feet			
Rotor/Shaft wk ²	0.14 Lb-Ft ²			
Ref Wdg	T63681 FR			
Sound Pressure @ 1M	0 dBA			
VFD Rating	NONE			
Outline Dwg	028753-750			
Conn. Diag	005010-01ME			
Additional Specifications:				
0				
0				
EQUIV CKT (OHMS / PHASE)				
R1	R2	X1	X2	Xm
0.0000	0.0000	0.0000	0.0000	0.0000



Speed -Torque Curve



EC Declaration of Conformity

The undersigned representing
the manufacturer:

Regal Beloit America
100 East Randolph St.
Wausau, WI 54401

and the authorized representative
established within the Community:

Marathon Electric UK
6F Thistleton Road Ind. Estate
Market Overton
Oakham, Rutland LE15 7PP UK

are committed to providing customers with products that comply with applicable regulations and international protocols to which they are subject, including the requirements of the European Parliament Directive on the Harmonization of the laws relating to electrical equipment designed for use within certain voltage limits (2014/35/EU).

Regal Beloit America declares that the following product(s), to which this declaration relates, are in conformity with the relevant sections of the EC standards listed below.

This statement supersedes any statements previously issued pertaining to the product(s) listed below and is subject to change without notice.

Model No : 145TTFR16078

(Model No. may contain prefix and/or suffix characters)

Catalog No : E2102

Rework No : N/A

Directives :

Low Voltage Directive 2014/35/EU

Harmonized Standards Used :

EN 60034-1: 2010 (IEC 60034-1: 2010)

EN 60034-5: 2001/A1:2007 (IEC 60034-5: 2000/A1:2006)

Authorized Representative:



Michael A. Logsdon
Vice President, Technology

Authorized Representative in the Community:



Julian Clark
Marketing Engineer

Created on 09/01/2022

CE 22