

# PRODUCT INFORMATION PACKET

Model No: 145TTFR16035

Catalog No: E2107

General Purpose Motor, 2 HP, 3 Ph, 60 Hz, 230/460 V, 1800 RPM, 145T Frame, TEFC



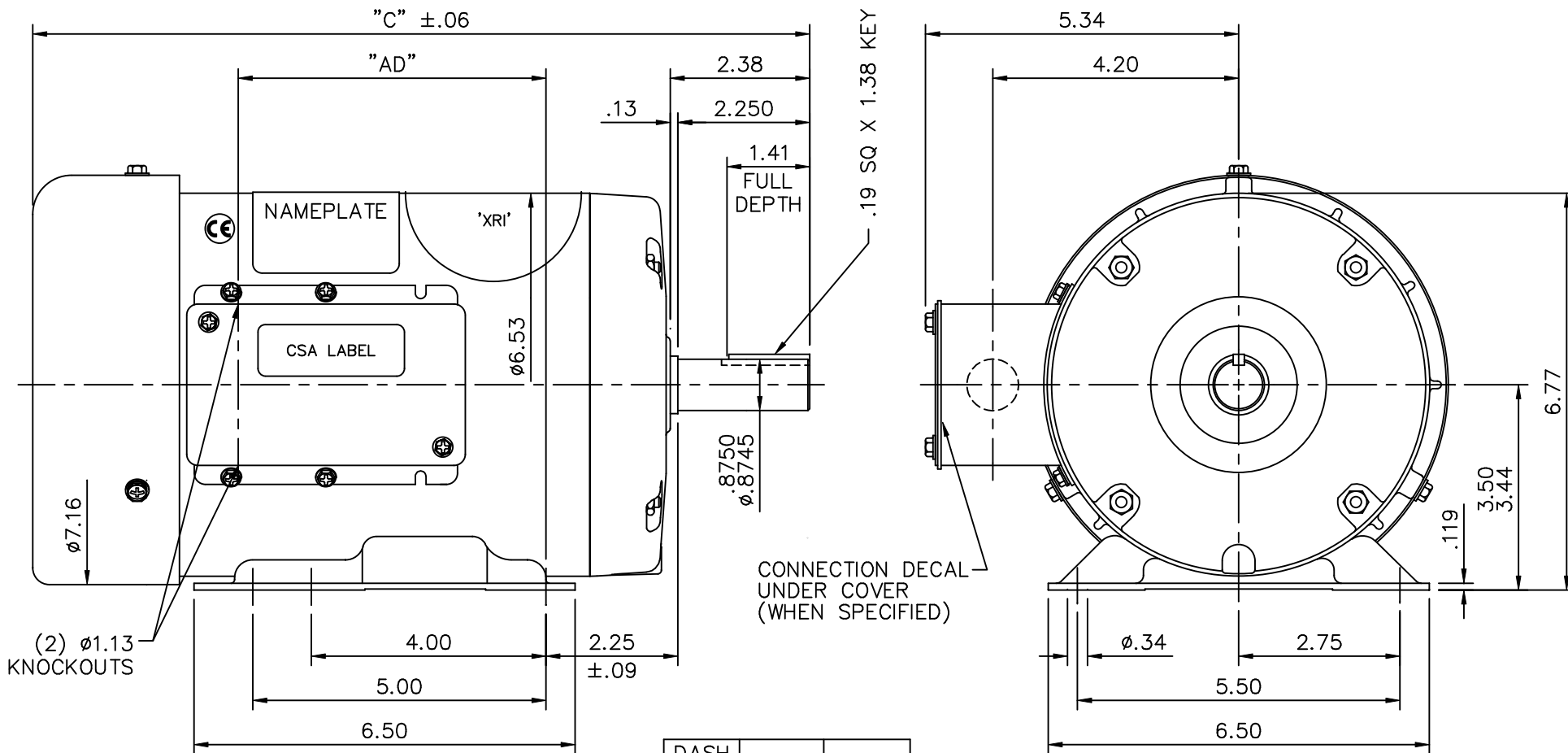
Regal and are trademarks of Regal Rexnord Corporation or one of its affiliated companies.  
©2022 Regal Rexnord Corporation, All Rights Reserved. MC017097E

**Nameplate Specifications**

Output HP	<b>2 Hp</b>	Output KW	<b>1.5 kW</b>
Frequency	<b>60 Hz</b>	Voltage	<b>230/460 V</b>
Current	<b>5.8/2.9 A</b>	Speed	<b>1745 rpm</b>
Service Factor	<b>1.15</b>	Phase	<b>3</b>
Efficiency	<b>86.5 %</b>	Power Factor	<b>75.6</b>
Duty	<b>Continuous</b>	Insulation Class	<b>F</b>
Design Code	<b>B</b>	KVA Code	<b>L</b>
Frame	<b>145T</b>	Enclosure	<b>Totally Enclosed Fan Cooled</b>
Thermal Protection	<b>No Protection</b>	Ambient Temperature	<b>40 °C</b>
Drive End Bearing Size	<b>6205</b>	Opp Drive End Bearing Size	<b>6203</b>
UL	<b>Recognized</b>	CSA	<b>Y</b>
CE	<b>Y</b>	IP Code	<b>43</b>
Number of Speeds	<b>1</b>		

**Technical Specifications**

Electrical Type	<b>Squirrel Cage Induction Run</b>	Starting Method	<b>Across The Line</b>
Poles	<b>4</b>	Rotation	<b>Reversible</b>
Resistance Main	<b>6 Ohms</b>	Mounting	<b>Rigid Base</b>
Motor Orientation	<b>Horizontal</b>	Drive End Bearing	<b>Ball</b>
Opp Drive End Bearing	<b>Ball</b>	Frame Material	<b>Rolled Steel</b>
Shaft Type	<b>T</b>	Overall Length	<b>14.75 in</b>
Frame Length	<b>8.50 in</b>	Shaft Diameter	<b>0.875 in</b>
Shaft Extension	<b>2.37 in</b>	Assembly/Box Mounting	<b>F1 ONLY</b>
Outline Drawing	<b>028753-850</b>	Connection Drawing	<b>005010-01ME</b>



DASH NO.	"C"	"AD"
650	12.75	4.75
700	13.25	5.25
750	13.75	5.75
800	14.25	6.25
850	14.75	6.75

TOLERANCES UNLESS SPECIFIED

DEC. INCHES

.X ±.1

.XX ±.03

.XXX ±.005

.XXXX ±.0005

CHK ANG ±1/2'

RFP

DIST



TITLE OUTLINE - 140T FRAME TEFC- RIGID

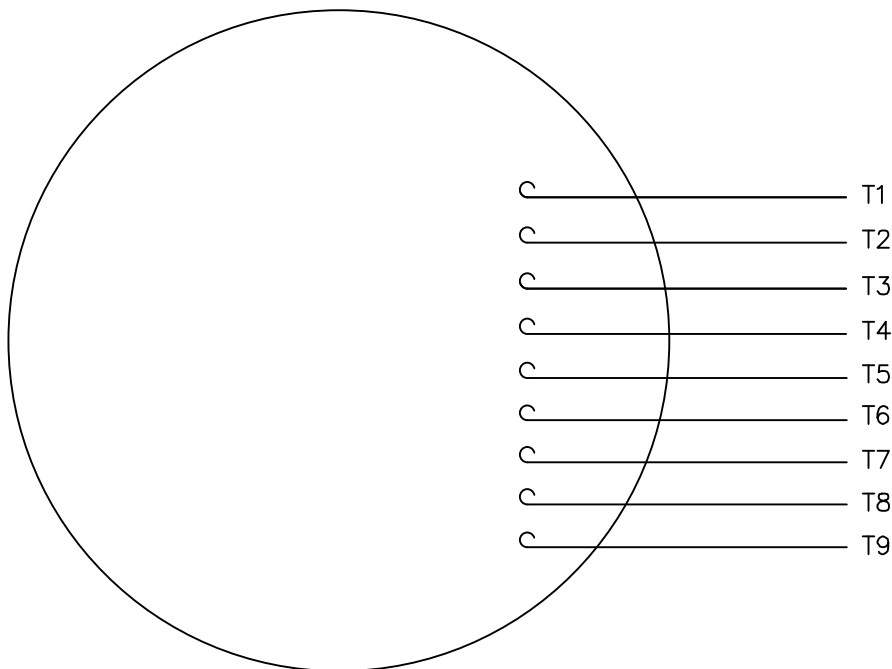
MAT'L. FINISH

DRAWN LST 6/7/06  
 CHK  
 APPD  
 SCALE 3=8  
 REF  
 FMF  
 PREV

NO.	REVISION	BY & DATE	CHK	ANG
01	ADDED NOTE FOR CONNECTION DECAL	GWS 4/22/08		

THIS DRAWING IN DESIGN AND DETAIL IS OUR PROPERTY AND MUST NOT BE USED EXCEPT IN CONNECTION WITH OUR WORK ALL RIGHTS OF DESIGN AND INVENTION ARE RESERVED THIS IS AN ELECTRONICALLY GENERATED DOCUMENT - DO NOT SCALE THIS PRINT		RFP	CAD FILE	028753	SIZE	DRAWING NO.	REV.
		DIST			A	028753	01

VIEW FROM OUTSIDE OF MOTOR AT SWITCH END.



VOLTAGE	L1	L2	L3	JOIN & INSULATE
HIGH	T1	T2	T3	(T4,T7) (T5,T8) (T6,T9)
LOW	T1,T7	T2,T8	T3,T9	T4,T5,T6

NO.	REVISION	BY & DATE	CHK	TOLERANCES UNLESS SPECIFIED		TITLE	DRAWN RDW 04/12/02	
				DEC.	INCHES			SCALE
				.X	±.1	EXTERNAL WIRING DIAGRAM 3 PHASE W/O PROTECTOR	CHK	
				.XX	±.01		APPD	
				.XXX	±.005		REF	FIG.2-51
				.XXXX	±.0005		FMF	
				ANG	±1/2'	MAT'L.	PREV	
				RFP	04/12/02	CAD FILE	00501001ME	
				DIST		SIZE	A	
							DRAWING NO.	005010-01ME
							REV.	



THIS DRAWING IN DESIGN AND DETAIL IS OUR PROPERTY AND MUST NOT BE USED EXCEPT IN CONNECTION WITH OUR WORK ALL RIGHTS OF DESIGN AND INVENTION ARE RESERVED THIS IS AN ELECTRONICALLY GENERATED DOCUMENT - DO NOT SCALE THIS PRINT

**CERTIFICATION DATA SHEET**

Model#: 145TTFR16035 AA WINDING#: T634340 FR 3  
 CONN. DIAGRAM: 005010-01ME ASSEMBLY: F1 ONLY  
 OUTLINE: 028753-850

**TYPICAL MOTOR PERFORMANCE DATA**

HP	KW	SYNC. RPM	F.L. RPM	FRAME	ENCLOSURE	KVA CODE	DESIGN
2&2	1.49&1.49	1800	1745&1435	145T	TEFC	L	B

PH	Hz	VOLTS	FL AMPS	START TYPE	DUTY	INSL	S.F	AMB°C	ELEVATION
3	60/50	230/460#190/ 380	5.8/2.9&6.8/3. 4	ACROSS THE LINE	CONTINUOU S	F4	1.15/1.0	40	3300

FULL LOAD EFF: 86.5&84	3/4 LOAD EFF: 85.5	1/2 LOAD EFF: 83.5	GTD. EFF	ELEC. TYPE	NO LOAD AMPS
FULL LOAD PF: 75.6&79.1	3/4 LOAD PF: 64	1/2 LOAD PF: 52	0	SQ CAGE IND RUN	3.4 / 1.7

F.L. TORQUE	LOCKED ROTOR AMPS	L.R. TORQUE	B.D. TORQUE	F.L. RISE°C
6 LB-FT	53.2 / 26.6	24.6 LB-FT 410	28.8 LB-FT 480	53

SOUND PRESSURE @ 3 FT.	SOUND POWER	ROTOR WK^2	MAX. WK^2	SAFE STALL TIME	STARTS /HOUR	APPROX. MOTOR WGT
0 dBA	10 dBA	0.16 LB-FT^2	0.2 LB-FT^2	0 SEC.	0	0 LBS.

**\*\*\* SUPPLEMENTAL INFORMATION \*\*\***

DE BRACKET TYPE	ODE BRACKET TYPE	MOUNT TYPE	ORIENTATION	SEVERE DUTY	HAZARDOUS LOCATION	DRIP COVER	SCREENS	PAINT
STANDARD	STANDARD	RIGID	HORIZONTAL	FALSE	NONE	FALSE	NONE	BLUE (ENAMEL)

BEARINGS		GREASE	SHAFT TYPE	SPECIAL DE	SPECIAL ODE	SHAFT MATERIAL	FRAME MATERIAL
DE	OPE						
BALL	BALL	POLYREX EM	T	NONE	NONE	1144 STRESSPROOF (C-223)	ROLLED STEEL
6205	6203						

THERMO-PROTECTORS				THERMISTORS	CONTROL	SPACE /n HEATERS
THERMOSTATS	PROTECTORS	WDG RTDs	BRG RTDs			
NONE	NOT	NONE	NONE	NONE	FALSE	NONE VOLTS

If Inverter equals NONE, contact factory for further information

INVERTER TORQUE: NONE
INV. HP SPEED RANGE: NONE
ENCODER: NONE
NONE NONE
NONE NONE PPR
BRAKE: NONE NONE
NONE P/N NONE
NONE NONE
NONE FT-LB NONE V NONE Hz

\*  
N  
O  
T  
E  
S  
\*

DATE: 06/23/2017 07:13:49 AM  
 FORM 3531 REV.3 02/07/99  
 \*\* Subject to change without notice.



Data Sheet

Date: 29-06-2017  
 Customer: \_\_\_\_\_  
 Attention: \_\_\_\_\_  
 Submitted by: FAREEDA DUDEKULA



145TFR16035

Submittal

Data @ 460 V

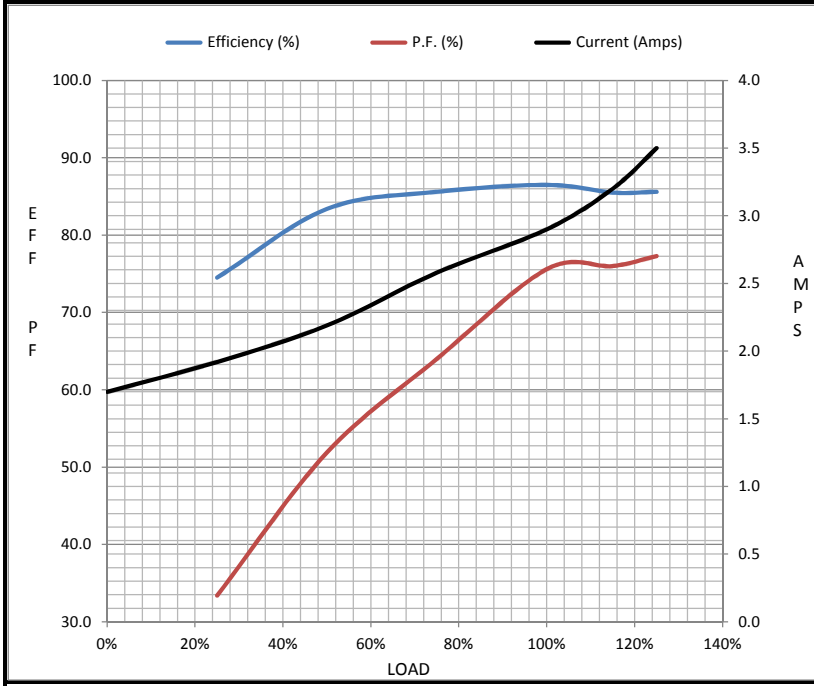
Motor Load Data

Load	0%	25%	50%	75%	100%	115%	125%	LR
Current (Amps)	1.70	1.92	2.19	2.58	2.90	3.2	3.5	26.5
Torque (ft-lb)	0.00	1.50	3.0	4.5	6.0	6.5	7.5	18.8
RPM	1800	1787	1774	1763	1751	1,730	1732	0
Efficiency (%)		74.5	83.4	85.6	86.5	85.5	85.6	
P.F. (%)	7.1	33.4	51.9	64.0	75.6	76.0	77.3	42.0

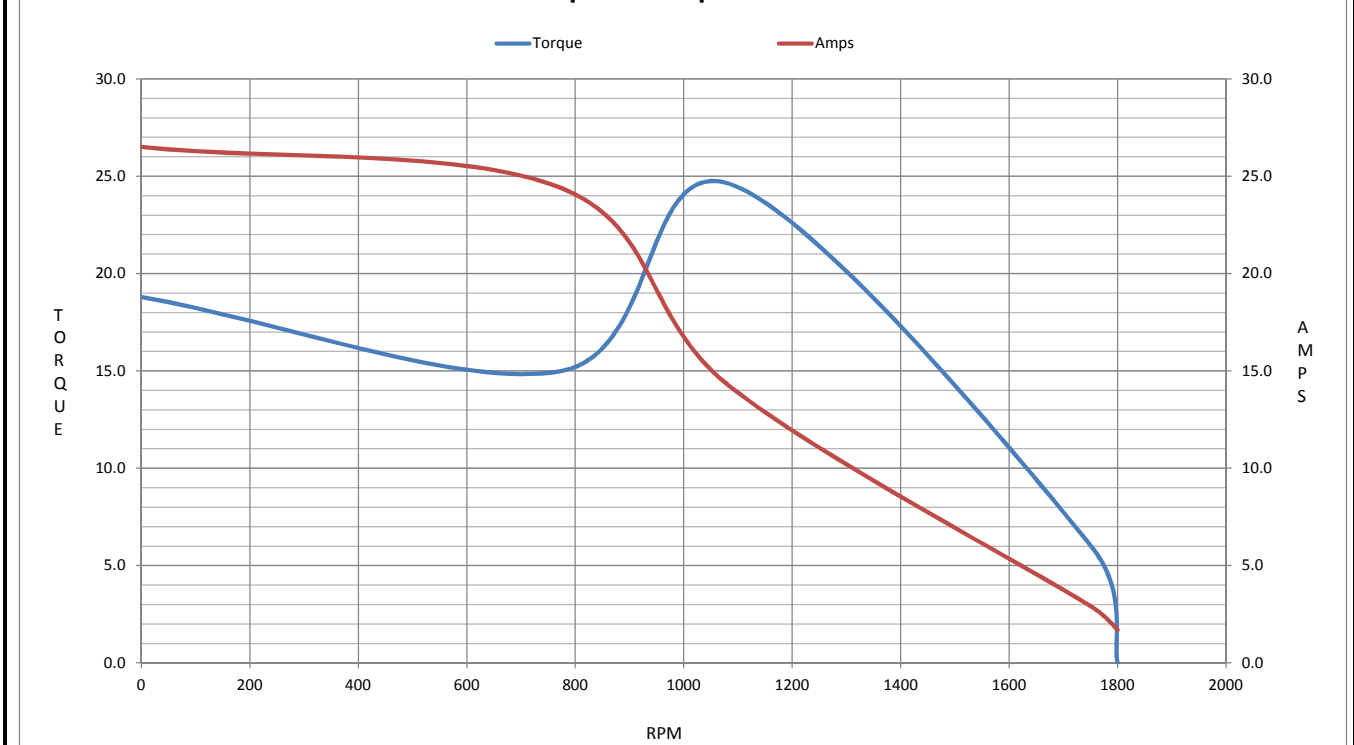
Motor Speed Data

	LR	Pull-Up	BD	Rated	Idle
Speed (RPM)	0	775	1085	1751	1800
Current (Amps)	26.5	24.4	14.2	2.90	1.70
Torque (ft-lb)	18.8	15.0	24.6	6.0	0.00

Information Block				
HP	2.0			
Sync. RPM	1800			
Frame	140			
Enclosure	TEFC			
Construction	TFR			
Voltage	230/460#190/38(V)			
Frequency	60 Hz			
Design	A			
LR Code letter	L			
Service Factor	1.15			
Temp Rise @ FL	53 ° C			
Duty	CONT			
Ambient	40 ° C			
Elevation	1,000 feet			
Rotor/Shaft wk <sup>2</sup>	0.16 Lb-Ft <sup>2</sup>			
Ref Wdg	T634340 FR			
Sound Pressure @ 1M	65 dBA			
VFD Rating	NONE			
Outline Dwg	028753-850			
Conn. Diag	005010-01ME			
Additional Specifications:				
0				
365THFS8036				
EQUIV CKT (OHMS / PHASE)				
R1	R2	X1	X2	Xm
0.0000	0.0000	0.0000	0.0000	0.0000



Speed - Torque Curve



## EC Declaration of Conformity

The undersigned representing  
the manufacturer:

Regal Beloit America  
100 East Randolph St.  
Wausau, WI 54401

and the authorized representative  
established within the Community:

Marathon Electric UK  
6F Thistleton Road Ind. Estate  
Market Overton  
Oakham, Rutland LE15 7PP UK

are committed to providing customers with products that comply with applicable regulations and international protocols to which they are subject, including the requirements of the European Parliament Directive on the Harmonization of the laws relating to electrical equipment designed for use within certain voltage limits (2014/35/EU).

Regal Beloit America declares that the following product(s), to which this declaration relates, are in conformity with the relevant sections of the EC standards listed below.

This statement supersedes any statements previously issued pertaining to the product(s) listed below and is subject to change without notice.

Model No : 145TTFR16035

(Model No. may contain prefix and/or suffix characters)

Catalog No : E2107

Rework No : N/A

Directives :

Low Voltage Directive 2014/35/EU

Harmonized Standards Used :

EN 60034-1: 2010 (IEC 60034-1: 2010)

EN 60034-5: 2001/A1:2007 (IEC 60034-5: 2000/A1:2006)

Authorized Representative:



Michael A. Logsdon  
Vice President, Technology

Authorized Representative in the Community:



Julian Clark  
Marketing Engineer

Created on 09/01/2022

**CE 22**