

PRODUCT INFORMATION PACKET

Model No: 254TTFL16076

Catalog No: E2117

General Purpose Motor, 7.50 HP, 3 Ph, 60 Hz, 230/460 V, 1200 RPM, 254T Frame, TEFC



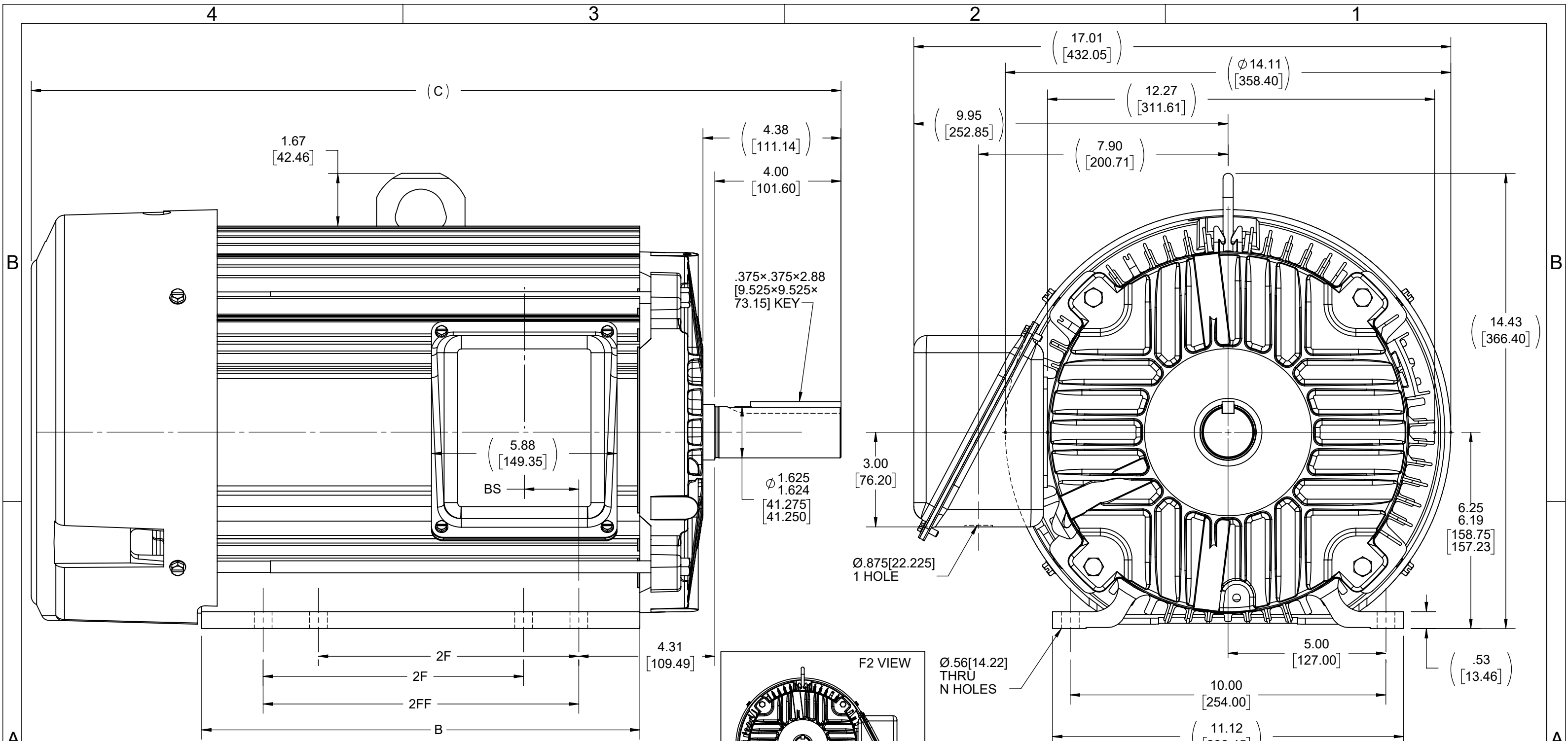
Regal and are trademarks of Regal Rexnord Corporation or one of its affiliated companies.
©2022 Regal Rexnord Corporation, All Rights Reserved. MC017097E

Nameplate Specifications

Output HP	7.50 Hp	Output KW	5.6 kW
Frequency	60 Hz	Voltage	230/460 V
Current	19.8/9.9 A	Speed	1175 rpm
Service Factor	1.15	Phase	3
Efficiency	91 %	Power Factor	78
Duty	Continuous	Insulation Class	F
Design Code	B	KVA Code	H
Frame	254T	Enclosure	Totally Enclosed Fan Cooled
Thermal Protection	No Protection	Ambient Temperature	40 °C
Drive End Bearing Size	6309	Opp Drive End Bearing Size	6208
UL	Recognized	CSA	Y
CE	Y	IP Code	43
Number of Speeds	1		

Technical Specifications

Electrical Type	Squirrel Cage Inverter Rated	Starting Method	Line Or Inverter
Poles	6	Rotation	Reversible
Resistance Main	1.319 Ohms	Mounting	Rigid Base
Motor Orientation	Horizontal	Drive End Bearing	Ball
Opp Drive End Bearing	Ball	Frame Material	Aluminum
Shaft Type	T	Overall Length	23.51 in
Frame Length	12.00 in	Shaft Diameter	1.625 in
Shaft Extension	4.37 in	Assembly/Box Mounting	F1 ONLY
Inverter Load	CONSTANT 10:1		
Connection Drawing	A-EE7308	Outline Drawing	B-SS321100-1200



- NOTES:
 1. CONDUIT BOX CAN BE ROTATED IN 90° STEPS.
 2. NAMEPLATES TO BE READ FROM CONDUIT BOX SIDE OF MOTOR.

DASH	FRAME	C	B	2F	2FF	BS	N
1200	254T	23.78 [603.90]	12.13 [308.10]	8.25 [209.55]	-----	1.73 [43.94]	4
1375	254/6T	25.66 [651.65]	13.88 [352.55]	8.25 [209.55]	10.00 [254.00]	1.73 [43.94]	8

DRAWING REVISION D	REVISION BY SP	DATE 05-26-2021
ECO CR-0001205	APPROVED BY AS	DATE 05-26-2021
ECO DESCRIPTION REPLACED FAN GUARD 3C223-E3 TO 205016B		
<small>COPYRIGHT REGAL BELOIT AMERICA, INC. ALL RIGHTS RESERVED PROPRIETARY AND CONFIDENTIAL INFORMATION - THIS DOCUMENT IS THE PROPERTY OF REGAL BELOIT AMERICA, INC. ("OWNER") AND CONTAINS OWNER'S PROPRIETARY INFORMATION. ANY PERSON, CORPORATION OR OTHER FIRM RECEIVING IT IS DEEMED, BY RECEIVING IT, TO AGREE THAT IT, AND/OR ANY PART OF IT, SHALL NOT BE DISCLOSED TO ANY PERSON, CORPORATION OR OTHER ENTITY, DUPLICATED, AND/OR USED, EXCEPT AS EXPRESSLY APPROVED IN WRITING IN ADVANCE BY OWNER. THIS DOCUMENT SHALL BE RETURNED TO OWNER UPON REQUEST. IT MAY BE SUBJECT TO CERTAIN RESTRICTIONS UNDER APPLICABLE EXPORT CONTROL LAWS AND REGULATIONS.</small>		

TOLERANCES UNLESS OTHERWISE SPECIFIED:
 DEC. INCH mm ANGLE
 .X ±0.1 [±2.5] ±7° 30"
 .XX ±0.03 [±0.76]
 .XXX ±0.005 [±0.127]
 .XXXX ±0.0005 [±0.0127]
 REMOVE BURRS & BREAK SHARP
 EDGES: .003/.015 [0.076/.381] X 45°
 CORNER FILLETS: R.02 [51]
 MACHINED SURFACES: 200 INCH mm 5.1
 mm SHOWN IN [BRACKETS]

DRAWN BY
RJW
DATE
02-01-2005
APPROVED BY
BW
DATE
02-01-2005
REFERENCE
THIRD ANGLE PROJECTION

REGAL™ Regal Beloit America, Inc.

DESCRIPTION
OUTLINE
250T FR.-ALUM. FR.-TEFC

MATERIAL PROCESS/FINISH

SIZE DRAWING NUMBER SHEET
B SS321100 1 OF 1



NO.	REVISION	BY & DATE	CHK	ANG	TOLERANCES UNLESS SPECIFIED		FINISH	DRAWN RM 11/20/1990				
					DEC.	INCHES						
5	CHG TO REGAL LOGO	SL 09/10/2015	AB					CHK ML 11/21/1990				
4	REVISED IEC NOTATIONS	MSG 11/15/2011	CMN	.X	±.1			APPD SAS 04/24/2003				
3	ADDED IEC NOTATIONS... (U1), (V1) ETC. MU95194	MSG 5/10/2010	MJS	.XX	±.02		TITLE CONNECTION DIAGRAM	SCALE 1=1				
2	ADDED THE OPTIONAL CORD CONNECTION MU46318	RDH 04/24/2003	DRS	.XXX	±.005		3Ø - DUAL VOLTAGE MOTOR	REF				
1	REDRAWN	RM 11/20/1990		.XXXX	±.0005		MAT'L.	FMF				
					±7'30"			PREV				
THIS DRAWING IN DESIGN AND DETAIL IS OUR PROPERTY AND MUST NOT BE USED EXCEPT IN CONNECTION WITH OUR WORK ALL RIGHTS OF DESIGN AND INVENTION ARE RESERVED THIS IS AN ELECTRONICALLY GENERATED DOCUMENT - DO NOT SCALE THIS PRINT							RFP	CAD FILE ee7308	SIZE A	DRAWING NO. EE7308	PAGE OF 5	REV. 5
							DIST WP					



**P.O. BOX 8003
WAUSAU, WI 54401-8003
PH. 715-675-3311**

CERTIFICATION DATA SHEET

CUSTOMER:
ORDER #:
CONN. DIAGRAM: A-EE7308
OUTLINE: B-SS321100-1200
WINDING #: 254653 R14 6

CUSTOMER PO#:
MODEL #: 254TTFL16076 AA
CUSTOMER PART #:
MOUNTING: F1 ONLY

TYPICAL MOTOR PERFORMANCE DATA

HP	kW	SYNC. RPM	F.L. RPM	FRAME	ENCLOSURE	KVA CODE	DESIGN
7 1/2&7 1/2	5.60&5.60	1200	1175&960	254T	TEFC	H	B

PH	Hz	VOLTS	AMPS	START TYPE	DUTY	INSL	S.F.	AMB°C
3	60/50	230/460&190/380	19.8/9.9&23/11.5	LINE OR INVERTER	CONTINUOUS	F3	1.15/1.15	40

FULL LOAD EFF:	91&88.5	3/4 LOAD EFF:	91	1/2 LOAD EFF:	90.2	GTD. EFF		ELEC. TYPE	
FULL LOAD PF:	78&80.5	3/4 LOAD PF:	72.5	1/2 LOAD PF:	61	90.2		SQ CAGE INV RATED	

F.L. TORQUE	LOCKED ROTOR AMPS	L.R. TORQUE	B.D. TORQUE	F.L. RISE°C
33.5 LB-FT	127 / 63.5	72 LB-FT 215 %	103 LB-FT 307 %	40

SOUND PRESSURE @ 3 FT.	SOUND POWER	ROTOR WK^2	MAX. WK^2	SAFE STALL TIME	STARTS / HOUR	APPROX. MOTOR WGT
56 dBA	66 dBA	2.5 LB-FT^2	170 LB-FT^2	20 SEC.	2	350 LBS.

***** SUPPLEMENTAL INFORMATION *****

DE BRACKET TYPE	ODE BRACKET TYPE	MOUNT TYPE	ORIENTATION	SEVERE DUTY	HAZARDOUS LOCATION	DRIP COVER	SCREENS	PAINT
STANDARD	STANDARD	RIGID	HORIZONTAL	FALSE	NONE	FALSE	NONE	BLUE (ENAMEL)

BEARINGS		GREASE	SHAFT TYPE	SPECIAL DE	SPECIAL ODE	SHAFT MATERIAL	FRAME MATERIAL
DE	ODE						
BALL	BALL	POLYREX EM	T	NONE	NONE	1045 HOT ROLLED (C-204)	ALUMINUM
6309	6208						

THERMO-PROTECTORS				THERMISTORS	CONTROL	SPACE HEATERS
THERMOSTATS	PROTECTORS	WDG RTDs	BRG RTDs			
NONE	NOT	NONE	NONE	NONE	FALSE	NONE VOLTS

*
N
O
T
E
S
*

INVERTER TORQUE: CONSTANT 10:1 INV. HP SPEED RANGE: NONE
ENCODER: NONE NONE NONE NONE NONE PPR
BRAKE: NONE NONE NONE P/N NONE NONE NONE NONE FT-LB NONE V NONE Hz

PREPARED BY: Dinesh
Suddula **DATE:**
02/14/2019 03:19:17 AM
FORM 3531 REV.3 02/07/99
** Subject to change without notice.

Data Sheet

Date: 16-06-2017
 Customer: _____
 Attention: _____
 Submitted by: FAREEDA DUDEKULA



254TTFL16076

Submittal

Data @ 460 V

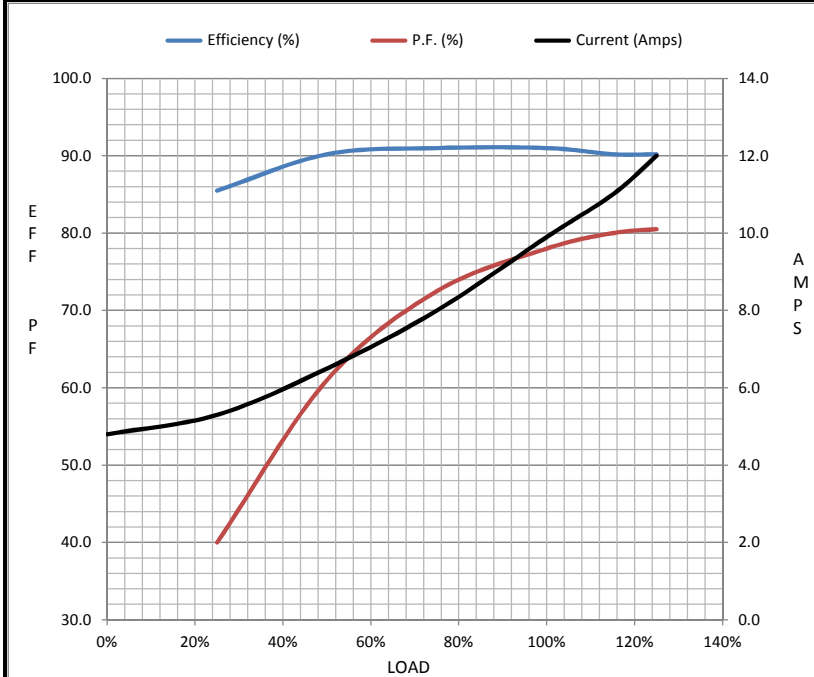
Motor Load Data

Load	0%	25%	50%	75%	100%	115%	125%	LR
Current (Amps)	4.8	5.3	6.5	8.0	9.9	11.0	12.0	63.5
Torque (ft-lb)	0.00	8.0	16.5	25.0	33.5	38.5	42.0	72.0
RPM	1200	1195	1190	1180	1175	1,170	1165	0
Efficiency (%)		85.5	90.2	91.0	91.0	90.2	90.2	
P.F. (%)	7.0	40.0	61.0	72.5	78.0	80.0	80.5	42.0

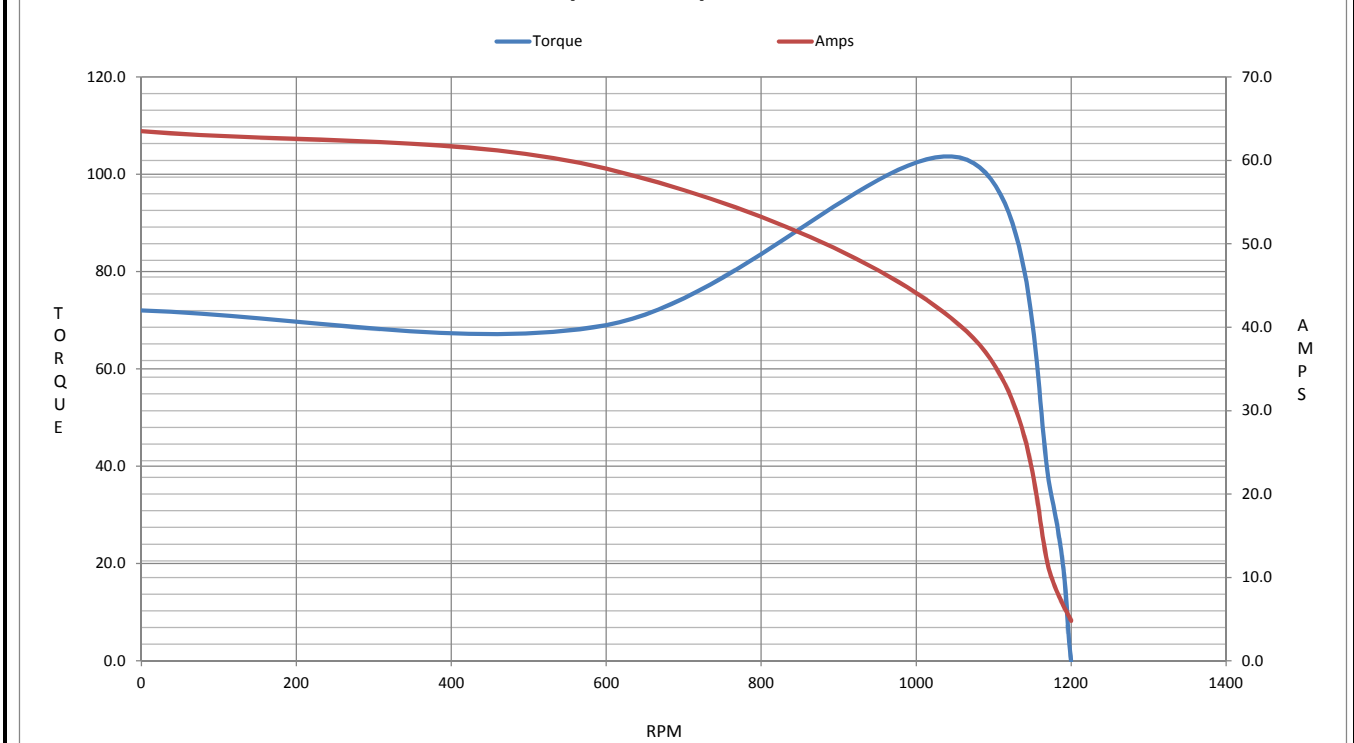
Motor Speed Data

	LR	Pull-Up	BD	Rated	Idle
Speed (RPM)	0	600	1065	1175	1200
Current (Amps)	63.5	59.0	39.5	9.9	4.8
Torque (ft-lb)	72.0	69.0	103	33.5	0.00

Information Block				
HP	7.5			
Sync. RPM	1200			
Frame	254			
Enclosure	TEFC			
Construction	TFY			
Voltage	230/460#190/38(V)			
Frequency	60 Hz			
Design	B			
LR Code letter	H			
Service Factor	1.15			
Temp Rise @ FL	40 ° C			
Duty	CONT			
Ambient	40 ° C			
Elevation	1,000 feet			
Rotor/Shaft wk ²	2.50 Lb-Ft ²			
Ref Wdg	254653 R14			
Sound Pressure @ 1M	56 dBA			
VFD Rating	CONSTANT 10:1			
Outline Dwg	B-SS321100-1200			
Conn. Diag	A-EE7308			
Additional Specifications:				
0				
365THFS8036				
EQUIV CKT (OHMS / PHASE)				
R1	R2	X1	X2	Xm
0.7370	0.6730	2.9030	3.1530	53.4870



Speed - Torque Curve



EC Declaration of Conformity

The undersigned representing
the manufacturer:

Regal Beloit America
100 East Randolph St.
Wausau, WI 54401

and the authorized representative
established within the Community:

Marathon Electric UK
6F Thistleton Road Ind. Estate
Market Overton
Oakham, Rutland LE15 7PP UK

are committed to providing customers with products that comply with applicable regulations and international protocols to which they are subject, including the requirements of the European Parliament Directive on the Harmonization of the laws relating to electrical equipment designed for use within certain voltage limits (2014/35/EU).

Regal Beloit America declares that the following product(s), to which this declaration relates, are in conformity with the relevant sections of the EC standards listed below.

This statement supersedes any statements previously issued pertaining to the product(s) listed below and is subject to change without notice.

Model No : 254TTFL16076

(Model No. may contain prefix and/or suffix characters)

Catalog No : E2117

Rework No : N/A

Directives :

Low Voltage Directive 2014/35/EU

Harmonized Standards Used :

EN 60034-1: 2010 (IEC 60034-1: 2010)

EN 60034-5: 2001/A1:2007 (IEC 60034-5: 2000/A1:2006)

Authorized Representative:



Michael A. Logsdon
Vice President, Technology

Authorized Representative in the Community:



Julian Clark
Marketing Engineer

Created on 09/01/2022

CE 22