

PRODUCT INFORMATION PACKET

Model No: 445TTFN6038

Catalog No: E247

200 HP General Purpose Motor, 3 phase, 1800 RPM, 460 V, 445T Frame, TEFC
General Purpose Motors



Regal and Marathon are trademarks of Regal Rexnord Corporation or one of its affiliated companies.
©2021 Regal Rexnord Corporation, All Rights Reserved. MC017097E



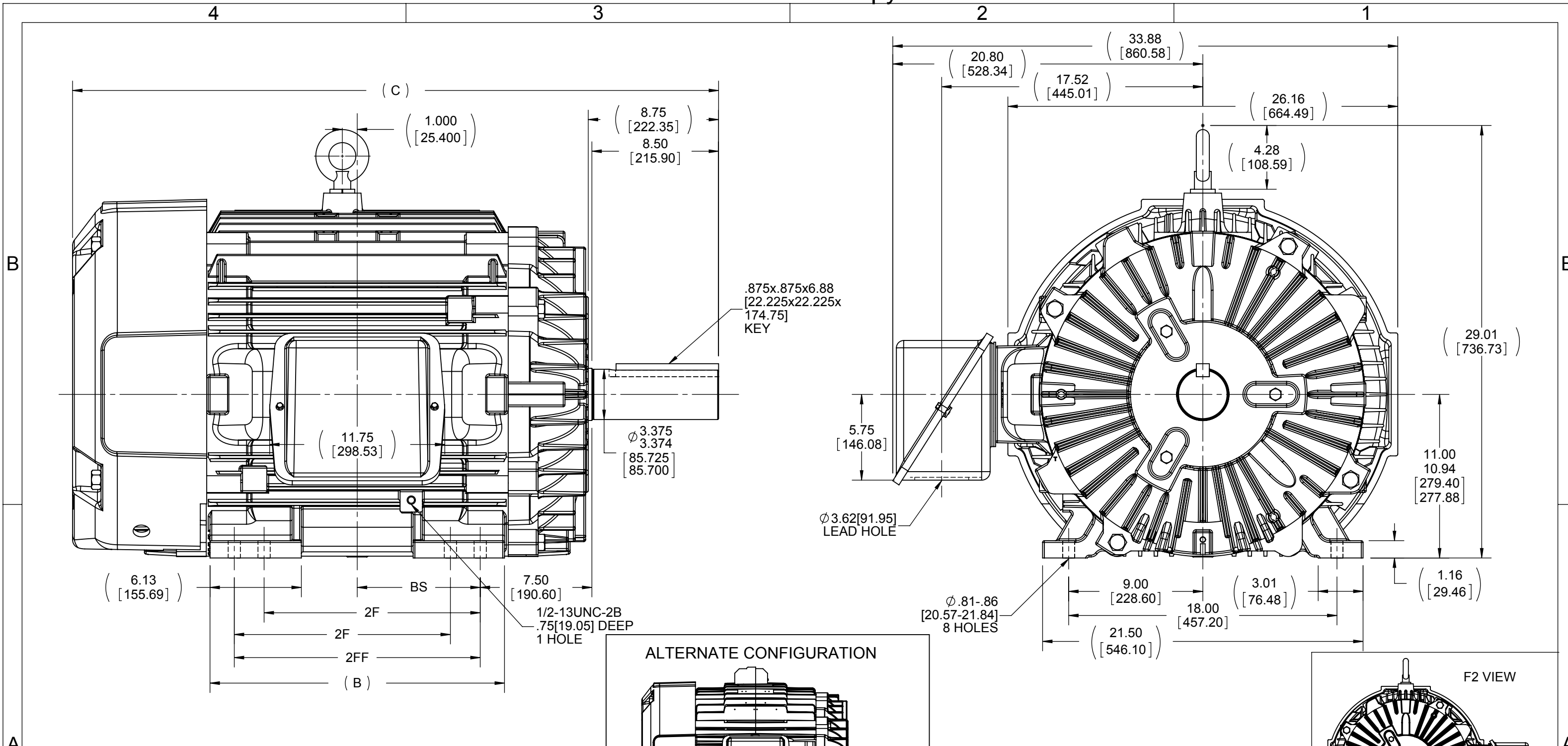
Nameplate Specifications

Output HP	200 Hp	Output KW	149.0 kW
Frequency	60 Hz	Voltage	460 V
Current	226.0 A	Speed	1785 rpm
Service Factor	1.15	Phase	3
Efficiency	96.2 %	Power Factor	86
Duty	Continuous	Insulation Class	F
Design Code	B	KVA Code	G
Frame	445T	Enclosure	Totally Enclosed Fan Cooled
Thermal Protection	No	Ambient Temperature	40 °C
Drive End Bearing Size	NU318	Opp Drive End Bearing Size	6316
UL	Recognized	CSA	Y
CE	Y	IP Code	43
Number of Speeds	1		

Technical Specifications

Electrical Type	Squirrel Cage Induction Run	Starting Method	Across The Line
Poles	4	Rotation	Reversible
Resistance Main	.018 Ohms	Mounting	Rigid Base
Motor Orientation	Horizontal	Drive End Bearing	Roller
Opp Drive End Bearing	Ball	Frame Material	Cast Iron
Shaft Type	T	Overall Length	43.35 in
Frame Length	20.25 in	Shaft Diameter	3.375 in
Shaft Extension	8.75 in	Assembly/Box Mounting	F1/F2 Capable
Connection Drawing	A-EE7300U	Outline Drawing	B-SS513898-2025

This is an uncontrolled document once printed or downloaded and is subject to change without notice. Date Created:10/06/2021



- NOTES:
 1. CONDUIT BOX CAN BE ROTATED IN 90° STEPS.
 2. CONDUIT BOX CAN BE MOUNTED ON OPPOSITE SIDE BY REMOVING BRACKETS AND TURNING FRAME 180°
 3. NAMEPLATES TO BE READ FROM CONDUIT BOX SIDE OF MOTOR.

DASH	FRAME	B	C	BS	2F	2FF
1825	444T	17.75 [450.85]	41.35 [1050.29]	7.25 [184.15]	14.50 [368.30]	---
2025	444/445T	19.75 [501.65]	43.35 [1101.09]	8.25 [209.55]	14.50 [368.30]	16.50 [419.10]

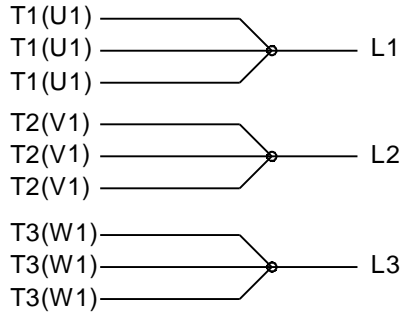
DRAWING REVISION D REVISION BY AJW DATE 09-24-2014
 ECO ECO-0060970 APPROVED BY JHA DATE 09-24-2014
 ECO DESCRIPTION
 UPDATED TO CURRENT STANDARDS
 COPYRIGHT REGAL BELOIT AMERICA, INC. ALL RIGHTS RESERVED
 PROPRIETARY AND CONFIDENTIAL INFORMATION - THIS DOCUMENT IS THE PROPERTY OF REGAL BELOIT AMERICA, INC. ("OWNER") AND CONTAINS OWNER'S PROPRIETARY INFORMATION. ANY PERSON, CORPORATION OR OTHER FIRM RECEIVING IT IS DEEMED, BY RECEIVING IT, TO AGREE THAT IT, AND/OR ANY PART OF IT, SHALL NOT BE DISCLOSED TO ANY PERSON, CORPORATION OR OTHER ENTITY, DUPLICATED, AND/OR USED, EXCEPT AS EXPRESSLY APPROVED IN WRITING IN ADVANCE BY OWNER. THIS DOCUMENT SHALL BE RETURNED TO OWNER UPON REQUEST. IT MAY BE SUBJECT TO CERTAIN RESTRICTIONS UNDER APPLICABLE EXPORT CONTROL LAWS AND REGULATIONS.

TOLERANCES UNLESS OTHERWISE SPECIFIED:
 DEC. INCH mm ANGLE
 .X ±0.1 [±2.5] ±7° 30"
 .XX ±0.03 [±0.76]
 .XXX ±0.005 [±0.127]
 .XXXX ±0.0005 [±0.0127]
 REMOVE BURRS & BREAK SHARP
 EDGES: .003/.015 [0.076/.381]
 CORNER FILLETS: .02 [0.51]
 MACHINED SURFACES: 200 INCH mm 5.1
 mm SHOWN IN [BRACKETS]

DRAWN BY DA
 DATE 12/28/1990
 APPROVED BY ML
 DATE 1/3/1991
 REFERENCE
 THIRD ANGLE PROJECTION

REGAL™ Regal Beloit America, Inc.
OUTLINE
 444-445T FR. - STD
 MATERIAL PROCESS/FINISH
 SIZE B DRAWING NUMBER **SS513898** SHEET 1 OF 1

IF MOTOR HAS 9 LEADS

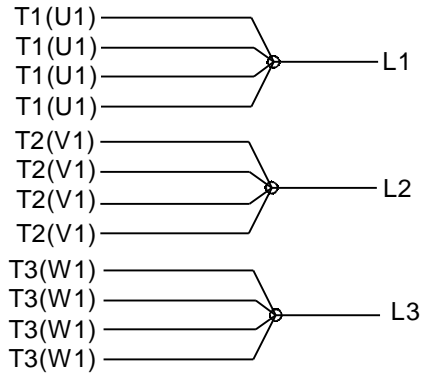


IF MOTOR HAS 6 LEADS



A-9806 DECAL IF CALLED FOR

IF MOTOR HAS 12 LEADS



VIEW OF TERMINAL END

DRAWING REVISION L	REVISION BY AJW	DATE 05-04-2015	TOLERANCES UNLESS OTHERWISE SPECIFIED:	DRAWN BY DRS	Regal Beloit America, Inc.																					
ECO ECO-0077067	APPROVED BY EWH	DATE 05-05-2015	<table style="font-size: small; border-collapse: collapse;"> <tr> <td><u>DEC.</u></td> <td><u>INCH</u></td> <td><u>mm</u></td> <td><u>ANGLE</u></td> </tr> <tr> <td>.X</td> <td>±0.1</td> <td>[±2.5]</td> <td>±7' 30"</td> </tr> <tr> <td>.XX</td> <td>±0.02</td> <td>[±0.51]</td> <td></td> </tr> <tr> <td>.XXX</td> <td>±0.005</td> <td>[±0.127]</td> <td></td> </tr> <tr> <td>.XXXX</td> <td>±0.0005</td> <td>[±0.0127]</td> <td></td> </tr> </table>	<u>DEC.</u>			<u>INCH</u>	<u>mm</u>	<u>ANGLE</u>	.X	±0.1	[±2.5]	±7' 30"	.XX	±0.02	[±0.51]		.XXX	±0.005	[±0.127]		.XXXX	±0.0005	[±0.0127]		DATE 09-27-1996
<u>DEC.</u>	<u>INCH</u>	<u>mm</u>	<u>ANGLE</u>																							
.X	±0.1	[±2.5]	±7' 30"																							
.XX	±0.02	[±0.51]																								
.XXX	±0.005	[±0.127]																								
.XXXX	±0.0005	[±0.0127]																								
ECO DESCRIPTION UPDATED TO SOLIDWORKS			APPROVED BY GK	DATE 09-30-1996	MATERIAL	PROCESS/FINISH																				
COPYRIGHT REGAL BELOIT AMERICA, INC. ALL RIGHTS RESERVED. PROPRIETARY AND CONFIDENTIAL INFORMATION - THIS DOCUMENT IS THE PROPERTY OF REGAL BELOIT AMERICA, INC. ("OWNER") AND CONTAINS OWNER'S PROPRIETARY INFORMATION. ANY PERSON, CORPORATION OR OTHER FIRM RECEIVING IT IS DEEMED, BY RECEIVING IT, TO AGREE THAT IT, AND/OR ANY PART OF IT, SHALL NOT BE DISCLOSED TO ANY PERSON, CORPORATION OR OTHER ENTITY, DUPLICATED, AND/OR USED, EXCEPT AS EXPRESSLY APPROVED IN WRITING IN ADVANCE BY OWNER. THIS DOCUMENT SHALL BE RETURNED TO OWNER UPON REQUEST. IT MAY BE SUBJECT TO CERTAIN RESTRICTIONS UNDER APPLICABLE EXPORT CONTROL LAWS AND REGULATIONS.			REMOVE BURRS & BREAK SHARP EDGES: .003/.015 [.076/.381] X 45° CORNER FILLETS: R.02 [.51] MACHINED SURFACES: 200 $\sqrt{\text{INCH}}$ 5.1 $\sqrt{\text{mm}}$ mm SHOWN IN [BRACKETS]	REFERENCE	SIZE A	DRAWING NUMBER EE7300U	SHEET 1 OF 1																			
				THIRD ANGLE PROJECTION																						

Data Sheet

Date: 16-06-2017
 Customer: _____
 Attention: _____
 Submitted by: FAREEDA DUDEKULA



445TTFN6038

Submittal

Data @ 460 V

Motor Load Data

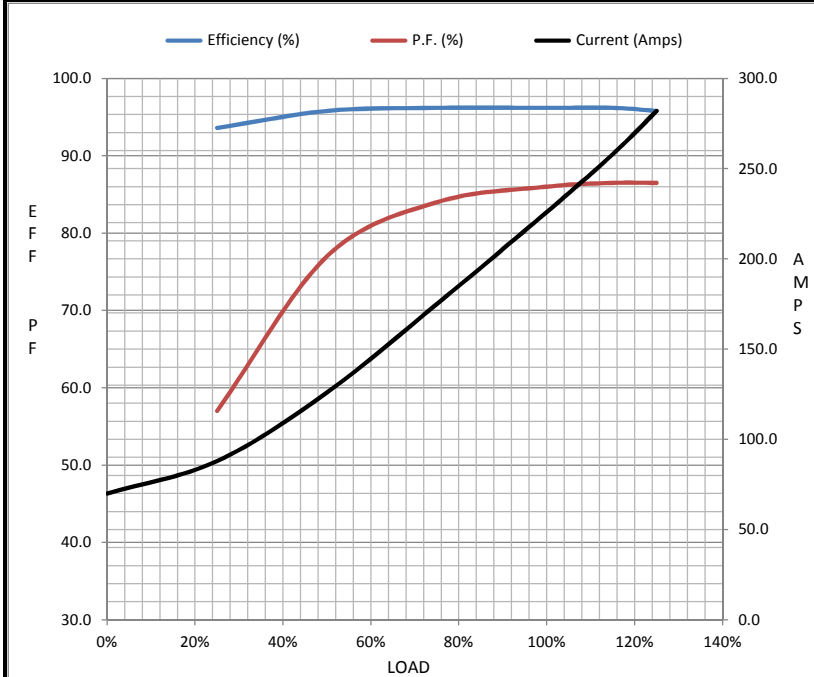
Load	0%	25%	50%	75%	100%	115%	125%	LR
Current (Amps)	70.0	88.0	126	175	226	258	282	1,425
Torque (ft-lb)	0.00	146	293	441	589	678	738	975
RPM	1800	1795	1792	1788	1785	1,782	1778	0
Efficiency (%)		93.6	95.8	96.2	96.2	96.2	95.8	
P.F. (%)	4.5	57.0	77.0	84.0	86.0	86.5	86.5	27.0

Motor Speed Data

	LR	Pull-Up	BD	Rated	Idle
Speed (RPM)	0	900	1700	1785	1800
Current (Amps)	1,425	1,300	850	226	70.0
Torque (ft-lb)	975	900	1,450	589	0.00

Information Block

HP	200.0			
Sync. RPM	1800			
Frame	445			
Enclosure	TEFC			
Construction	TFN			
Voltage	460 V			
Frequency	60 Hz			
Design	A			
LR Code letter	G			
Service Factor	1.15			
Temp Rise @ FL	80 ° C			
Duty	CONT			
Ambient	40 ° C			
Elevation	1,000 feet			
Rotor/Shaft wk ²	59.0 Lb-Ft ²			
Ref Wdg	T4454159 NONE			
Sound Pressure @ 1M	75 dBA			
VFD Rating	NONE			
Outline Dwg	B-SS513898-2025			
Conn. Diag	A-EE7300U			
Additional Specifications:				
0				
365THFS8036				
EQUIV CKT (OHMS / PHASE)				
R1	R2	X1	X2	Xm
0.0140	0.0110	0.1300	0.1400	3.7060



Speed - Torque Curve

