

PRODUCT INFORMATION PACKET

Model No: 365TTGS16577

Catalog No: E571

Explosion Proof Motor, 50 HP, 3 Ph, 60 Hz, 230/460 V, 1200 RPM, 365T Frame, EPFC



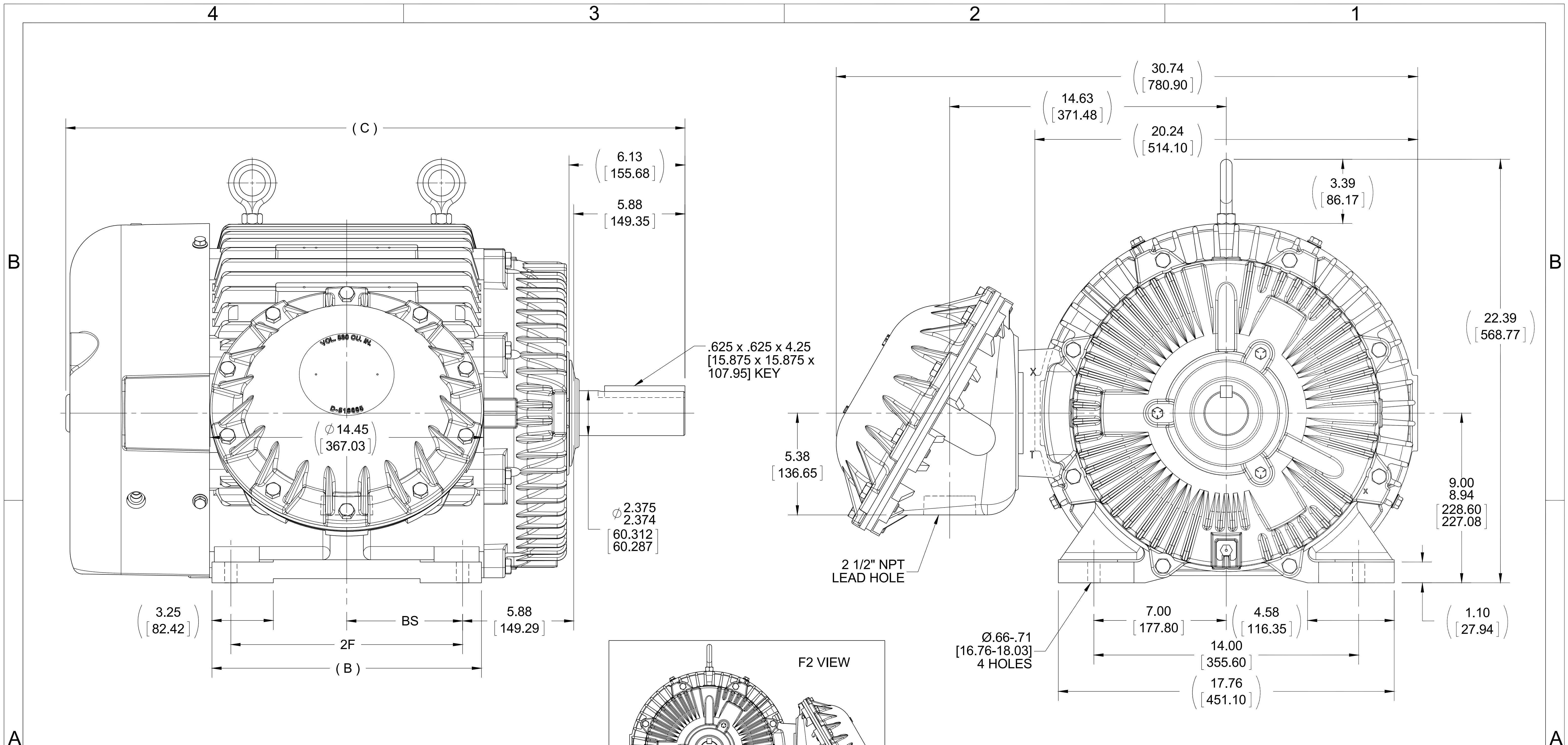
Regal and are trademarks of Regal Rexnord Corporation or one of its affiliated companies.
©2022 Regal Rexnord Corporation, All Rights Reserved. MC017097E

Nameplate Specifications

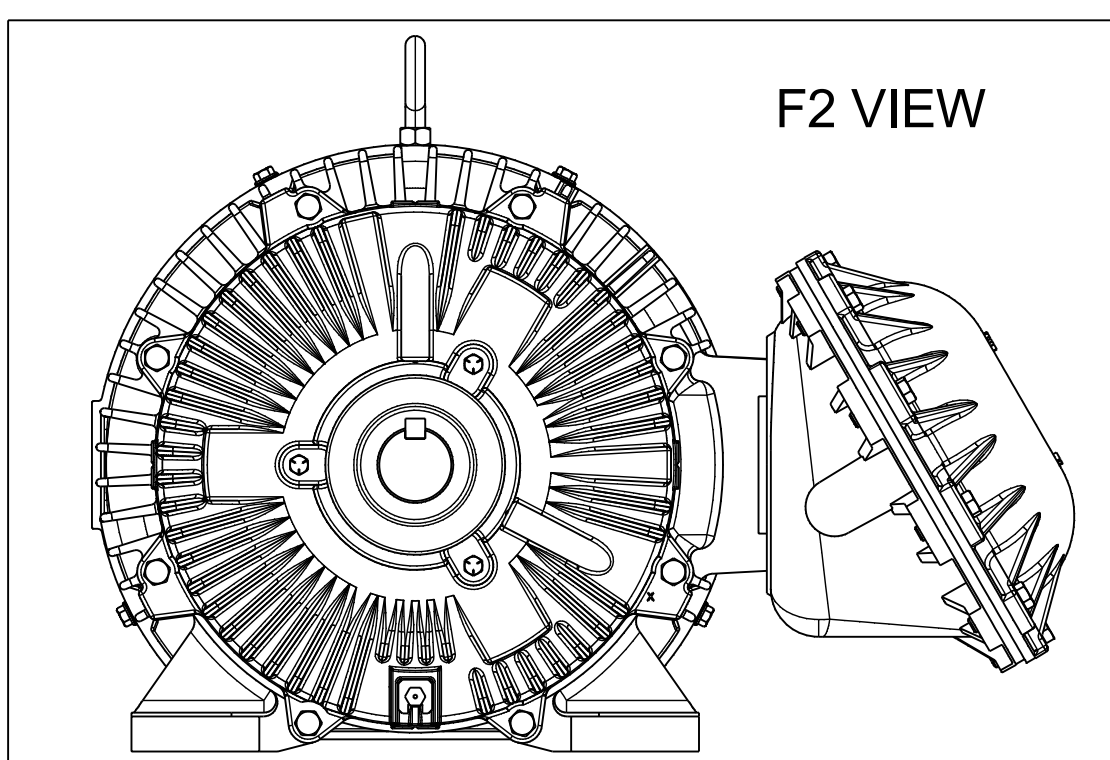
| | | | |
|------------------------|---|----------------------------|-----------------------------------|
| Output HP | 50 Hp | Output KW | 37.0 kW |
| Frequency | 60 Hz | Voltage | 230/460 V |
| Current | 123.0/61.5 A | Speed | 1182 rpm |
| Service Factor | 1 | Phase | 3 |
| Efficiency | 94.5 % | Power Factor | 80.5 |
| Duty | Continuous | Insulation Class | F |
| Design Code | B | KVA Code | G |
| Frame | 365T | Enclosure | Explosion Proof Fan cooled |
| Thermal Protection | Thermostat | Ambient Temperature | 50 °C |
| Drive End Bearing Size | 6314 | Opp Drive End Bearing Size | 6312 |
| UL | UL Listed And CSA Certified | CSA | Y |
| CE | N | IP Code | 54 |
| Hazardous Location | DIV 1 EXP PROOF CL I GR CD CL II GR FG T3C | Number of Speeds | 1 |

Technical Specifications

| | | | |
|-----------------------|------------------------------------|-----------------------|------------------------|
| Electrical Type | Squirrel Cage Induction Run | Starting Method | Across The Line |
| Poles | 6 | Rotation | Reversible |
| Resistance Main | .12 Ohms | Mounting | Rigid Base |
| Motor Orientation | Horizontal | Drive End Bearing | Ball |
| Opp Drive End Bearing | Ball | Frame Material | Cast Iron |
| Shaft Type | T | Overall Length | 32.74 in |
| Frame Length | 14.50 in | Shaft Diameter | 2.375 in |
| Shaft Extension | 6.12 in | Assembly/Box Mounting | F1 ONLY |
| Connection Drawing | A-EE7308T | Outline Drawing | B-SS518459-1450 |



NOTES:
 1. CONDUIT BOX CAN BE ROTATED IN 90° STEPS.
 2. CONDUIT BOX CAN BE MOUNTED ON OPPOSITE SIDE BY REMOVING BRACKETS AND TURNING FRAME 180°.
 3. NAMEPLATES TO BE READ FROM CONDUIT BOX SIDE OF MOTOR.



| DASH | FRAME | B | C | 2F | BS |
|------|-------|-------------------|-------------------|-------------------|------------------|
| 1350 | 364T | 13.25 [336.55] | 31.74 [806.20] | 11.25 [285.75] | 5.62 [142.75] |
| 1450 | 365T | 14.25 [361.95] | 32.74 [831.60] | 12.25 [311.15] | 6.12 [155.45] |

| | | |
|---|--------------------|--------------------|
| DRAWING REVISION G | REVISION BY TDB | DATE 07-28-2015 |
| ECO ECO-0082089 | APPROVED BY DJK | DATE 07-30-2015 |
| ECO DESCRIPTION UPDATED TO CURRENT STD'S | | |
| <small>COPYRIGHT REGAL BELOIT AMERICA, INC. ALL RIGHTS RESERVED. PROPRIETARY AND CONFIDENTIAL INFORMATION - THIS DOCUMENT IS THE PROPERTY OF REGAL BELOIT AMERICA, INC. ("OWNER") AND CONTAINS OWNER'S PROPRIETARY INFORMATION. ANY PERSON, CORPORATION OR OTHER FIRM RECEIVING IT IS DEEMED, BY RECEIVING IT, TO AGREE THAT IT, AND/OR ANY PART OF IT, SHALL NOT BE DISCLOSED TO ANY PERSON, CORPORATION OR OTHER ENTITY, DUPLICATED, AND/OR USED, EXCEPT AS EXPRESSLY APPROVED IN WRITING IN ADVANCE BY OWNER. THIS DOCUMENT SHALL BE RETURNED TO OWNER UPON REQUEST. IT MAY BE SUBJECT TO CERTAIN RESTRICTIONS UNDER APPLICABLE EXPORT CONTROL LAWS AND REGULATIONS.</small> | | |

| | | | |
|--|---------|-----------|---------|
| TOLERANCES UNLESS OTHERWISE SPECIFIED: | | | |
| DEC. | INCH | mm | ANGLE |
| .X | ±0.1 | [±2.5] | ±7° 30" |
| .XX | ±0.03 | [±0.76] | |
| .XXX | ±0.005 | [±0.127] | |
| .XXXX | ±0.0005 | [±0.0127] | |
| REMOVE BURRS & BREAK SHARP EDGES: .003/.015 [0.076/.381] X 45° | | | |
| CORNER FILLETS: R.02 [0.51] | | | |
| MACHINED SURFACES: 200 INCH/mm 5.1 | | | |
| mm SHOWN IN [BRACKETS] | | | |

| |
|------------------------|
| DRAWN BY TJB |
| DATE 05-14-2001 |
| APPROVED BY GK |
| DATE 09-07-2001 |
| REFERENCE |
| THIRD ANGLE PROJECTION |

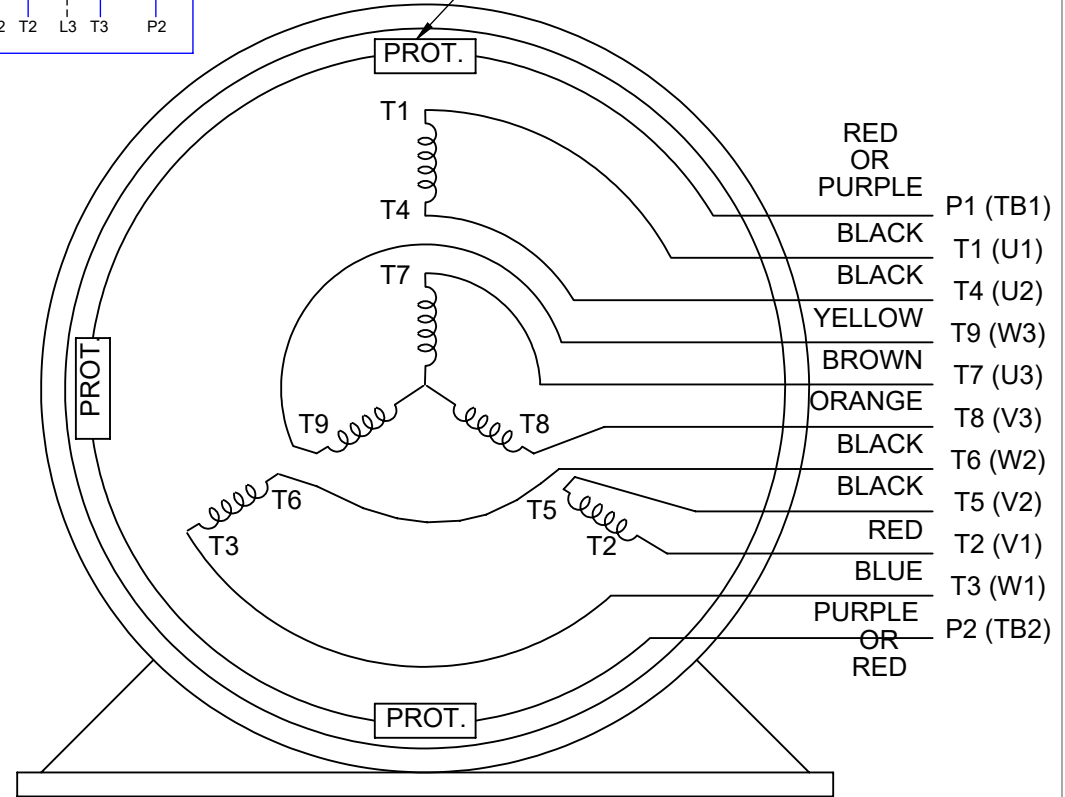
| | |
|--|----------------------------|
| Regal Beloit America, Inc. | |
| DESCRIPTION OUTLINE 360T FR. - EXP. PROOF | |
| MATERIAL | PROCESS/FINISH |
| SIZE B | DRAWING NUMBER SS518459 |
| SHEET 1 OF 1 | |

HIGH VOLTAGE



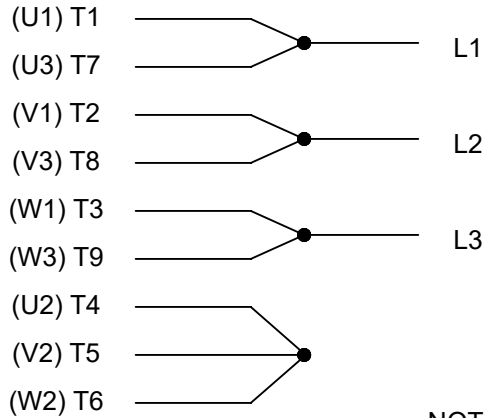
**THREE PHASE
DUAL VOLTAGE MOTOR**

THERMO-PROTECTORS
CONNECTED IN SERIES



NOTE FOR FACTORY USE ONLY:
TO SURGE TEST FOR COMMON CONNECT:
HIGH VOLT: CONNECT P1 TO T1
THEN P2 TO L1
LOW VOLT: CONNECT P1 TO T1 & T7,
THEN P2 TO L1

LOW VOLTAGE



VIEW OF TERMINAL END

NOTE: LEAD'S COLOR CAN BE YELLOW OR WHITE FOR MT2 PLANT

| | | | | | |
|---|-------------------|--------------------|----------------------------|---------------------------|---|
| DRAWING REVISION T | REVISION BY ZR | DATE 01-14-2019 | | DRAWN BY SMC | Regal Beloit America, Inc. |
| ECO ECO-0159915 | APPROVED BY DR | DATE 01-15-2019 | | DATE 05-13-1992 | |
| ECO DESCRIPTION ADDED TERMINAL CONNECTION DIAGRAM | | | | APPROVED BY TB | DESCRIPTION CONN DIAGRAM-INTERNAL 3 PHASE - DUAL VOLTAGE MOTOR |
| <small>COPYRIGHT REGAL BELOIT AMERICA, INC. ALL RIGHTS RESERVED. PROPRIETARY AND CONFIDENTIAL INFORMATION - THIS DOCUMENT IS THE PROPERTY OF REGAL BELOIT AMERICA, INC. ("OWNER") AND CONTAINS OWNER'S PROPRIETARY INFORMATION. ANY PERSON, CORPORATION OR OTHER FIRM RECEIVING IT IS DEEMED, BY RECEIVING IT, TO AGREE THAT IT, AND/OR ANY PART OF IT, SHALL NOT BE DISCLOSED TO ANY PERSON, CORPORATION OR OTHER ENTITY, DUPLICATED, AND/OR USED, EXCEPT AS EXPRESSLY APPROVED IN WRITING IN ADVANCE BY OWNER. THIS DOCUMENT SHALL BE RETURNED TO OWNER UPON REQUEST. IT MAY BE SUBJECT TO CERTAIN RESTRICTIONS UNDER APPLICABLE EXPORT CONTROL LAWS AND REGULATIONS.</small> | | | | DATE 05-13-1992 | MATERIAL |
| | | | REFERENCE EE7308/EE7300 | THIRD ANGLE PROJECTION | SIZE A |

CERTIFICATION DATA SHEET

Model#: 365TTGS16577 AN **WINDING#:** T367601 NONE 1
CONN. DIAGRAM: A-EE7308T **ASSEMBLY:** F1 ONLY
OUTLINE: B-SS518459-1450

TYPICAL MOTOR PERFORMANCE DATA

| HP | KW | SYNC. RPM | F.L. RPM | FRAME | ENCLOSURE | KVA CODE | DESIGN |
|----|----|-----------|----------|-------|-----------|----------|--------|
| 50 | 37 | 1200 | 1182 | 365T | EPFC | G | B |

| PH | Hz | VOLTS | FL AMPS | START TYPE | DUTY | INSL | S.F | AMB°C | ELEVATION |
|----|----|---------|----------|---------------------|----------------|------|------|-------|-----------|
| 3 | 60 | 230/460 | 123/61.5 | LINE OR INVERTER | CONTINUOU S | F1 | 1.15 | 40 | 3300 |

| FULL LOAD EFF: 94.5 | 3/4 LOAD EFF: 94.5 | 1/2 LOAD EFF: 94.1 | GTD. EFF | ELEC. TYPE | NO LOAD AMPS |
|---------------------|--------------------|--------------------|----------|-------------------|--------------|
| FULL LOAD PF: 80.5 | 3/4 LOAD PF: 76 | 1/2 LOAD PF: 66 | 93.6 | SQ CAGE INV RATED | 50 / 25 |

| F.L. TORQUE | LOCKED ROTOR AMPS | L.R. TORQUE | B.D. TORQUE | F.L. RISE°C |
|-------------|-------------------|---------------|---------------|-------------|
| 222 LB-FT | 724 / 362 | 445 LB-FT 200 | 625 LB-FT 282 | 70 |

| SOUND PRESSURE @ 3 FT. | SOUND POWER | ROTOR WK^2 | MAX. WK^2 | SAFE STALL TIME | STARTS /HOUR | APPROX. MOTOR WGT |
|------------------------|-------------|--------------|-----------|-----------------|--------------|-------------------|
| 58 dBA | 68 dBA | 17.2 LB-FT^2 | - LB-FT^2 | 25 SEC. | - | 1025 LBS. |

***** SUPPLEMENTAL INFORMATION *****

| DE BRACKET TYPE | ODE BRACKET TYPE | MOUNT TYPE | ORIENTATION | SEVERE DUTY | HAZARDOUS LOCATION | DRIP COVER | SCREENS | PAINT |
|-----------------|------------------|------------|-------------|---------------------|--|------------|---------|--------------|
| STANDARD | STANDARD | RIGID | HORIZONTAL | PREMIUM SEVERE DUTY | EXP PROOF CL I GR C&D CL II GR F&G T3B | FALSE | NONE | BLUE (EPOXY) |

| BEARINGS | | GREASE | SHAFT TYPE | SPECIAL DE | SPECIAL ODE | SHAFT MATERIAL | FRAME MATERIAL |
|----------|------|------------|------------|------------|-------------|-------------------------|----------------|
| DE | OPE | | | | | | |
| BALL | BALL | POLYREX EM | T | NONE | NONE | 1045 HOT ROLLED (C-204) | CAST IRON |
| 6314 | 6312 | | | | | | |

| THERMO-PROTECTORS | | | | THERMISTORS | CONTROL | SPACE /n HEATERS |
|-------------------|------------|----------|----------|-------------|---------|------------------|
| THERMOSTATS | PROTECTORS | WDG RTDs | BRG RTDs | | | |
| TSTATS (N/C) | NOT | NONE | NONE | NONE | FALSE | NONE VOLTS |

If Inverter equals NONE, contact factory for further information

*
N
O
T
E
S
*

| |
|---------------------------------------|
| INVERTER TORQUE: CONSTANT 2:1 |
| INV. HP SPEED RANGE: 1.5 X BASE SPEED |
| ENCODER: NONE |
| NONE NONE |
| NONE NONE PPR |
| BRAKE: NONE NONE |
| NONE P/N NONE |
| NONE NONE |
| - FT-LB NONE V NONE Hz |

DATE: 06/22/2017 03:34:48 AM
 FORM 3531 REV.3 02/07/99
 ** Subject to change without notice.

Data Sheet

Date: 6/19/2017

365TTGS16577

Customer: _____

Attention: _____

Submitted by: FAREEDA DUDEKULA



Submittal

Data @ 460 V

Motor Load Data

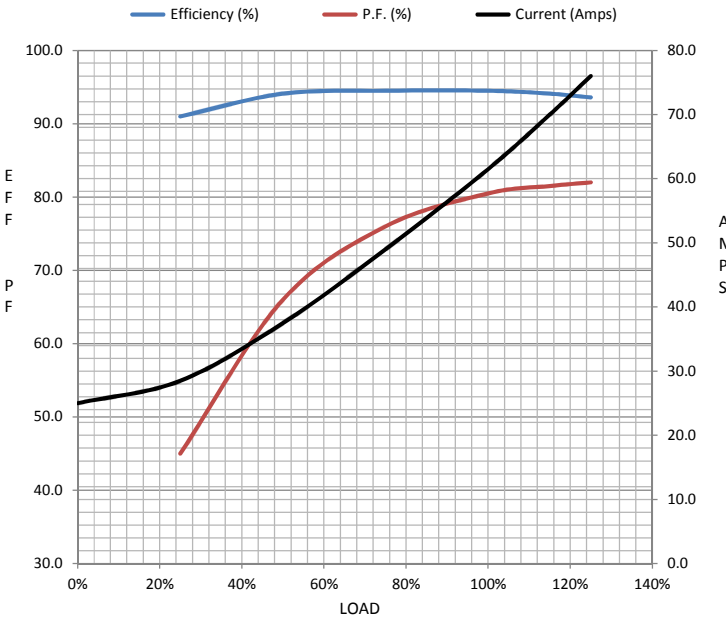
| Load | 0% | 25% | 50% | 75% | 100% | 115% | 125% | LR |
|----------------|------|------|------|------|------|-------|------|------|
| Current (Amps) | 25.0 | 28.5 | 37.5 | 49.0 | 61.5 | 70.0 | 76.0 | 362 |
| Torque (ft-lb) | 0.00 | 55.0 | 110 | 166 | 222 | 256 | 280 | 445 |
| RPM | 1200 | 1195 | 1192 | 1188 | 1182 | 1,178 | 1175 | 0 |
| Efficiency (%) | | 91.0 | 94.1 | 94.5 | 94.5 | 94.1 | 93.6 | |
| P.F. (%) | 4.0 | 45.0 | 66.0 | 76.0 | 80.5 | 81.5 | 82.0 | 34.0 |

Motor Speed Data

| | LR | Pull-Up | BD | Rated | Idle |
|----------------|-----|---------|------|-------|------|
| Speed (RPM) | 0 | 600 | 1125 | 1182 | 1200 |
| Current (Amps) | 362 | 325 | 225 | 61.5 | 25.0 |
| Torque (ft-lb) | 445 | 425 | 625 | 222 | 0.00 |

Information Block

| | | | | |
|-----------------------------|-------------------------|--------|--------|--------|
| HP | 50.0 | | | |
| Sync. RPM | 1200 | | | |
| Frame | 365 | | | |
| Enclosure | TEFC | | | |
| Construction | TFS | | | |
| Voltage | 230/460 V | | | |
| Frequency | 60 Hz | | | |
| Design | B | | | |
| LR Code letter | G | | | |
| Service Factor | 1.15 | | | |
| Temp Rise @ FL | 70 °C | | | |
| Duty | CONT | | | |
| Ambient | 40 °C | | | |
| Elevation | 1,000 feet | | | |
| Rotor/Shaft wk ² | 17.2 Lb-Ft ² | | | |
| Ref Wdg | T367601 NONE | | | |
| Sound Pressure @ 1M | 58 dBA | | | |
| VFD Rating | CONSTANT 2:1 | | | |
| Outline Dwg | B-SS518459-1450 | | | |
| Conn. Diag | A-EE7308T | | | |
| Additional Specifications: | | | | |
| 0 | | | | |
| 0 | | | | |
| EQUIV CKT (OHMS / PHASE) | | | | |
| R1 | R2 | X1 | X2 | Xm |
| 0.0790 | 0.0710 | 0.4140 | 0.6750 | 9.9910 |



Speed - Torque Curve

