


# BALDOR® • RELIANCE

## Product Information Packet

# ECR583004-PPN

M3BN 587MLA 4P B3 300HP

Specs			
Frame:	586/7		
Motor Standards:	NEMA		
Starting Method:	Full Voltage		

<b>ABB Oy</b> <b>Motors &amp; Generators</b>		Classifying code or document type <b>PERFORMANCE DATA OF MOTOR</b>			
Department/Author MLA000/TISA	Date of issue 11.10.2018	Lang. EN	Rev. date 3GZF021035-1234	Our ref. 3GZF021035-1234	Pages 1/3
Customer ref.		Saving Ident TMAA-ASUG9J-TISA28	Rev./Changed by A		

**Driven Motor:**

Catalog Number	<b>ECR583004-PPN</b>				
Motor type code	M3BN 587 MLA 4				
Motor product code	3GBN982410-ADKBA01				
Motor type	Squirrel cage Motor				
Mounting designation	IM 1001				
Protected by enclosure	IP66				
Method of cooling	TEFC				
Insulation	Class F (Shock Resistant)				
Service factor	SF1.15 TEMP RISE CLASS B				
Standards	NEMA				
International efficiency classification (IEC 60034-30)	IE3				
Ambient temperature, max.	40 °C				
Altitude, max.	3280 ft.a.s.l.				
Duty type	Continuous				
Temp. rise	Class B				
Connection of stator winding	Delta				
Rated output	300 HP				
Voltage	460 V				
Frequency	60 Hz				
Speed	1792 r/min				
Current	343 Amps				
Locked rotor Amps	770 %				
Locked rotor torque	250 %				
Breakdown torque	310 %				
No load current	123 Amps				
Rated torque	880 lb-ft				
Load characteristics	Load %	Current Amps	Efficiency %	Power Factor	
	100	343	96,2	0,85	
	75	269	96,4	0,81	
	50	202	95,7	0,72	
NEMA nominal efficiency	96,2 %				

Typical calculated values to NEMA. -

Motors & Generators Visiting Address  
Strömbergin puistitie 5 A  
VAASA  
FINLAND

**ABB Oy**  
Postal Address  
P.O.Box 633  
FI-65101 VAASA  
FINLAND

Telephone +358 10 222 000      Telefax +358 10 224 7372

**ABB Oy**  
Motors & Generators

**PERFORMANCE DATA OF MOTOR**



Classifying code or document type

Department/Author  
MLA000/TISA

Date of issue  
11.10.2018

Lang  
EN

Rev. date

Our ref.  
3GZF021035-1234

Customer ref.

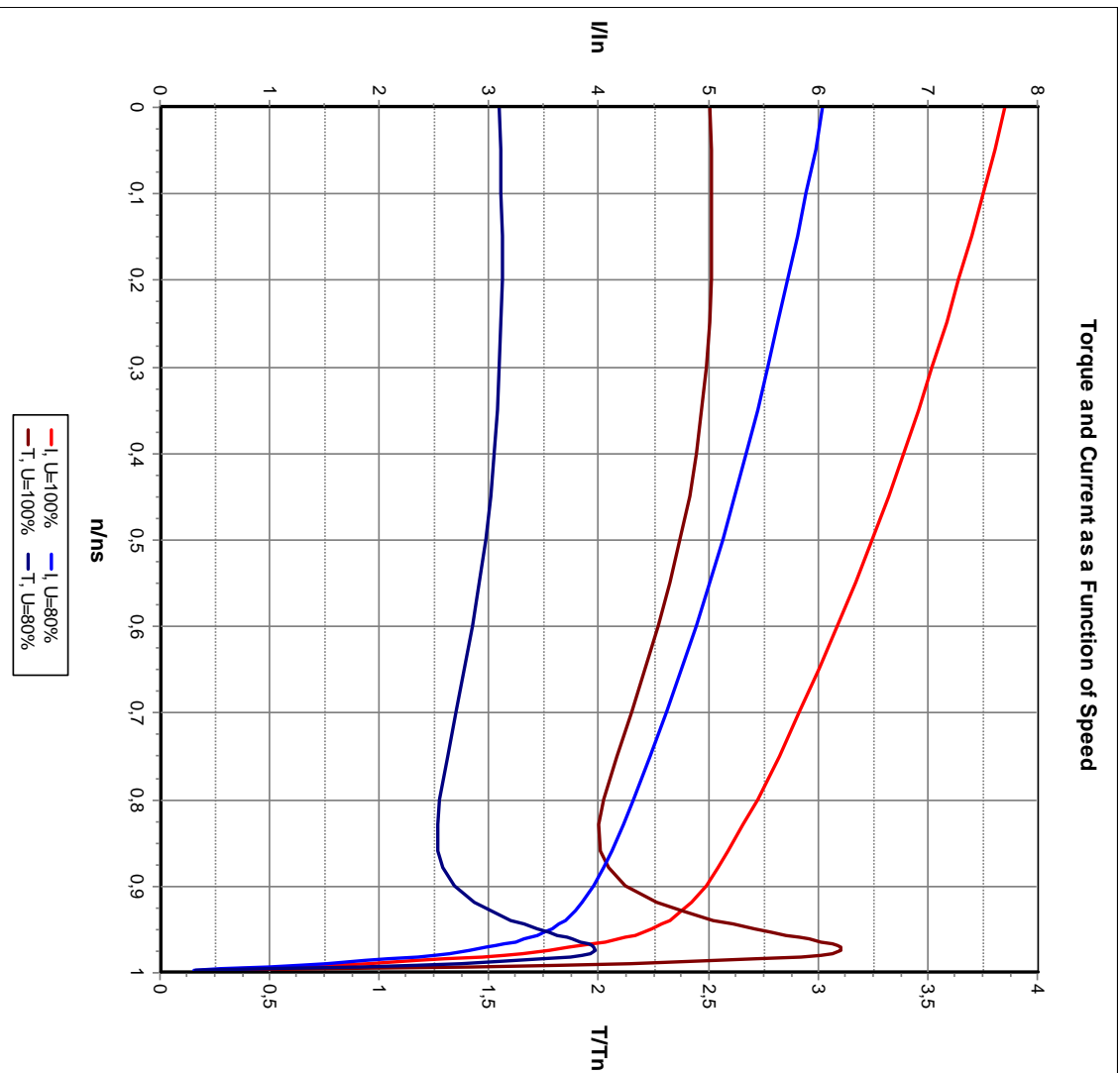
Saving Ident  
TMAA-ASUG9J-TISA28

Rev./Changed by  
A

Pages  
2/3

Motor type code: M3BN 587 MLA 4			
Rated output	300 HP	Power Factor	0,85
Voltage	460 V	Rated torque	880 lb-ft
Frequency	60 Hz	Locked rotor Amps	770 %
Speed	1792 r/min	Locked rotor torque	250 %
Current	343 Amps	Breakdown torque	310 %

**Torque and Current as a Function of Speed**




Motors & Generators Visiting Address  
Strömbergin puistolle 5 A  
VAASA  
FINLAND

**ABB Oy**  
Postal Address  
P.O.Box 633  
FI-65101 VAASA  
FINLAND

Telephone  
+358 10 222 000

Telefax  
+358 10 224 7372

<b>ABB Oy</b> <b>Motors &amp; Generators</b>		Classifying code or document type		<b>PERFORMANCE DATA OF MOTOR</b>			
Department/Author MLA000/TISA	Date of issue 11.10.2018	Lang. EN	Rev. date	Our ref. 3GZF021035-1234	Rev./Changed by	Pages 3/3	
Customer ref.			Saving Ident TMAA-ASUG9J-TISA28	A			

PWM  
Switch. freq. 3KHz  
FWP 460VD 60Hz

**Drive1**

Rated power	75 HP
Rated voltage	117 V
Nominal frequency	15.3 Hz
Type of connection	Delta
Rated torque	876 lb-ft
Speed	450 rpm
Current	345 Amps

**Drive2**

Rated power	300 HP
Rated voltage	460 V
Nominal frequency	60.4 Hz
Type of connection	Delta
Rated torque	876 lb-ft
Speed	1800 rpm
Current	377 Amps

Constant torque 450 – 1800rpm

Motors & Generators Visiting Address  
Strömbergin puistitie 5 A  
VAASA  
FINLAND

Postal Address  
P.O.Box 633  
FI-65101 VAASA  
FINLAND

Telephone +358 10 222 000  
Telefax +358 10 224 7372

**ABB Oy**

<h2 style="margin: 0;">Connection Diagram</h2>		Document No: <b>3GZF321100-1 E</b>
Description: <b>3-PHASE SQUIRREL-CAGE MOTOR</b>		
Unit: <b>Motors</b> Date: <b>21.09.2005</b>	Issued by: <b>M Prusi</b> Approved by: <b>Jari Raittila</b>	Replaces: Replaced by:
Customer Reference: <b>ABB Oy</b>		

**Diagram of connection**  
Anschluss-Schema  
Schema de branchement

**Connection of terminals**  
Anschluss des Motors  
Branchement des bornes

**Y-connection**  
Y-Schaltung  
Connection étoile

**D-connection**  
D-Schaltung  
Connection triangle

**Direction of rotation with phase sequence shown in picture**  
Drehrichtung nach Schaltbild  
Direction de rotation avec branchement ci-dessus

**Direction of rotation with reversed phase sequence**  
Drehrichtung mit umgekehrter Phasenfolge  
Direction de rotation avec séquence de phase inversée

Motor No Machine Nr No du moteur <b>ABB Oy, Motors</b>	3GZF321100-1 E
---	----------------


<b>Accessory Connection Diagram</b>				Document No: 3GZF321200-35 B
Description: BIMETAL DETECTORS				
Unit:	Electrical Machines, LV Motors	Issued by:	K. Höglkvist	Replaces:
Date:	16.01.2002	Approved by:	M. Prusi	Replaced by:
<b>ABB Oy</b>		Customer Reference:		<b>ABB</b>

<p>Motor No Maschine Nr Motor No</p> <p><b>ABB Oy, Electrical Machines</b></p> <p><b>LV Motors</b></p>	<p style="text-align: center;">3GZF321200-35 B</p>
--	--

BIMETAL DETECTORS, TYPE NCC  
1TB1...1TB2 BIMETALL-THERMOSCHALTER, TYP NCC  
SONDES BIMETALLIQUES, TYPE NCC

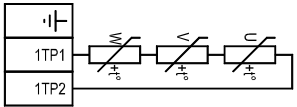
<b>Accessory Connection Diagram</b>		Document No: 3GZF321200-1 D
Description: PTC-THERMISTORS		
Unit: Motors	Issued by: K. Höglkvist	Replaces:
Date: 30.11.2005	Approved by: M. Prusi	Replaced by:
Customer Reference: <b>ABB Oy</b>		

<p>Motor No Maschine Nr Moteur No <b>ABB Oy, Motors</b></p>	<p>3GZF321200-1 D</p>
---	-----------------------

PTC-THERMISTORS  
PTC-TEMPERATURFÜHLER  
SONDES THERMIQUE PTC



Note: Measuring voltage } max. 2,5 V  
Achtung: Meßspannung } 1 thermistor  
Notez: Tension de meas. }

