

**BALDOR® • RELIANCE** 

**Product Information Packet**

**EFM3313T**

**10HP,1770RPM,3PH,60HZ,215T,3742M,OPSB,F2**

Part Detail							
Revision:	S	Status:	PRD/A	Change #:		Proprietary:	No
Type:	AC	Elec. Spec:	37WGT853	CD Diagram:	CD0005	Mfg Plant:	
Mech. Spec:	37B106	Layout:	37LYB106	Poles:	04	Created Date:	
Base:	RG	Eff. Date:	07-02-2019	Leads:	9#14		

Specs			
Catalog Number:	EFM3313T	Insulation Class:	F
Enclosure:	OPSB	Inverter Code:	Inverter Ready
Frame:	215T	KVA Code:	H
Frame Material:	Steel	Lifting Lugs:	Standard Lifting Lugs
Output @ Frequency:	10.000 HP @ 60 HZ	Locked Bearing Indicator:	No Locked Bearing
Synchronous Speed @ Frequency:	1800 RPM @ 60 HZ	Motor Lead Quantity/Wire Size:	9 @ 14 AWG
Voltage @ Frequency:	460.0 V @ 60 HZ	Motor Lead Exit:	Ko Box
	230.0 V @ 60 HZ	Motor Lead Termination:	Flying Leads
XP Class and Group:	None	Motor Type:	3742M
XP Division:	Not Applicable	Mounting Arrangement:	F2
Agency Approvals:	UR	Power Factor:	82
	CSA EEV	Product Family:	General Purpose
	CSA	Pulley End Bearing Type:	Ball
Auxillary Box:	No Auxillary Box	Pulley Face Code:	Standard
Auxillary Box Lead Termination:	None	Pulley Shaft Indicator:	Standard
Base Indicator:	Rigid	Rodent Screen:	None
Bearing Grease Type:	Polyrex EM (-20F +300F)	RoHS Status:	ROHS COMPLIANT
Blower:	None	Shaft Extension Location:	Pulley End

<b>Current @ Voltage:</b>	12.500 A @ 460.0 V	<b>Shaft Ground Indicator:</b>	No Shaft Grounding
	25.000 A @ 230.0 V	<b>Shaft Rotation:</b>	Reversible
	26.000 A @ 208.0 V	<b>Shaft Slinger Indicator:</b>	No Slinger
<b>Design Code:</b>	B	<b>Speed Code:</b>	Single Speed
<b>Drip Cover:</b>	No Drip Cover	<b>Motor Standards:</b>	NEMA
<b>Duty Rating:</b>	CONT	<b>Starting Method:</b>	Direct on line
<b>Electrically Isolated Bearing:</b>	Not Electrically Isolated	<b>Thermal Device - Bearing:</b>	None
<b>Feedback Device:</b>	NO FEEDBACK	<b>Thermal Device - Winding:</b>	None
<b>Front Face Code:</b>	Standard	<b>Vibration Sensor Indicator:</b>	No Vibration Sensor
<b>Front Shaft Indicator:</b>	None	<b>Winding Thermal 1:</b>	None
<b>Heater Indicator:</b>	No Heater	<b>Winding Thermal 2:</b>	None

<b>Nameplate NP3553L</b>										
<b>CAT.NO.</b>	EFM3313T									
<b>SPEC</b>	37B106T853E7									
<b>HP</b>	10									
<b>VOLTS</b>	230/460									
<b>AMPS</b>	25/12.5									
<b>RPM</b>	1770									
<b>FRAME</b>	215T				<b>HZ</b>	60			<b>PH</b>	3
<b>SF</b>	1.15		<b>CODE</b>	H	<b>DES</b>	B		<b>CLASS</b>	F	
<b>NEMA NOM. EFF</b>	91.7		<b>PF</b>	82						
<b>RATING</b>	40C AMB-CONT									
<b>CC</b>	010A				<b>USABLE AT 208V</b>					26
<b>ENCL</b>	OPSB		<b>SER</b>							
<b>DE</b>	6307			<b>ODE</b>	6206					
<b>VPWM INVERTER READY</b>										
<b>CT30-60(2:1) VT3-60(20:1)</b>										

Parts List		
Part Number	Description	Quantity
SA125867	SA 37B106T853E7	1.000 EA
RA116210	RA 37B106T853E7	1.000 EA
HA6361A01	LIFTING LUG FOR 37, 39 & 40 FRAME ZINC	2.000 EA
37CB3006	37 CB CASTING W/1.38 LEAD HOLE @ 6:00	1.000 EA
51XW2520A10	.25-20 X .62, TAPTITE II, HEX WSHR SLTD	2.000 EA
11XW1032G06	10-32 X .38, TAPTITE II, HEX WSHR SLTD U	1.000 EA
37EP3203A00	MASTER,ODE,206 BRG,GREASER	1.000 EA
HW4500A01	1641B(ALEMITE)400 UNIV, GREASE FITT	1.000 EA
HW5100A06	W2420-025 WVY WSHR (WB)	1.000 EA
37EP3204D00	MASTER,DE,307 BRG,GREASER	1.000 EA
HW4500A01	1641B(ALEMITE)400 UNIV, GREASE FITT	1.000 EA
XY3118A12	5/16-18 HEX NUT DIRECTIONAL SERRATION	4.000 EA
37CB4516	LIPPED LID FOR 37 FRAME NEC KOBX	1.000 EA
51XW0832A07	8-32 X .44, TAPTITE II, HEX WSHR SLTD SE	4.000 EA
HW2501F21	KEY, 5/16 SQ X 2.375	1.000 EA
HA7000A02	KEY RETAINER RING, 1 1/8 DIA, 1 3/8 DIA	1.000 EA
85XU0407S04	4X1/4 U DRIVE PIN STAINLESS	2.000 EA
LB1115N	LABEL,LIFTING DEVICE (ON ROLLS)	1.000 EA
MJ1000A02	GREASE, MOBIL POLYREX EM - 124047	0.050 LB
HA3104A35	THRUBOLT .31-18 X 13.687	4.000 EA
37AD2001A01	BAFFLE PLATE, PLASTIC 0.63" WIDTH	2.000 EA
MG1000Y03	MUNSELL 2.53Y 6.70/ 4.60, GLOSS 20,	0.025 GA
LC0005E01	CONN.DIA./WARNING LABEL (LC0005/LB1119N)	1.000 EA
NP3553L	ALUM SUPER-E VPWM INVERTER READY UL CSA-	1.000 EA

<b>Parts List (continued)</b>		
<b>Part Number</b>	<b>Description</b>	<b>Quantity</b>
36PA1001	PKG GRP, PRINT PK1017A06	1.000 EA
MN416A01	TAG-INSTAL-MAINT no wire (2100/bx) 4/22	1.000 EA
FE-0000001	ZRTG FE ASSEMBLY	1.000 EA
PE-0000001	ZRTG PE ASSEMBLY	1.000 EA

<b>Accessories</b>		
<b>Part Number</b>	<b>Description</b>	<b>Multiplier</b>
37-1404	C FACE KIT	A8

**AC Induction Motor Performance Data**

Record # 17599

Typical performance - not guaranteed values

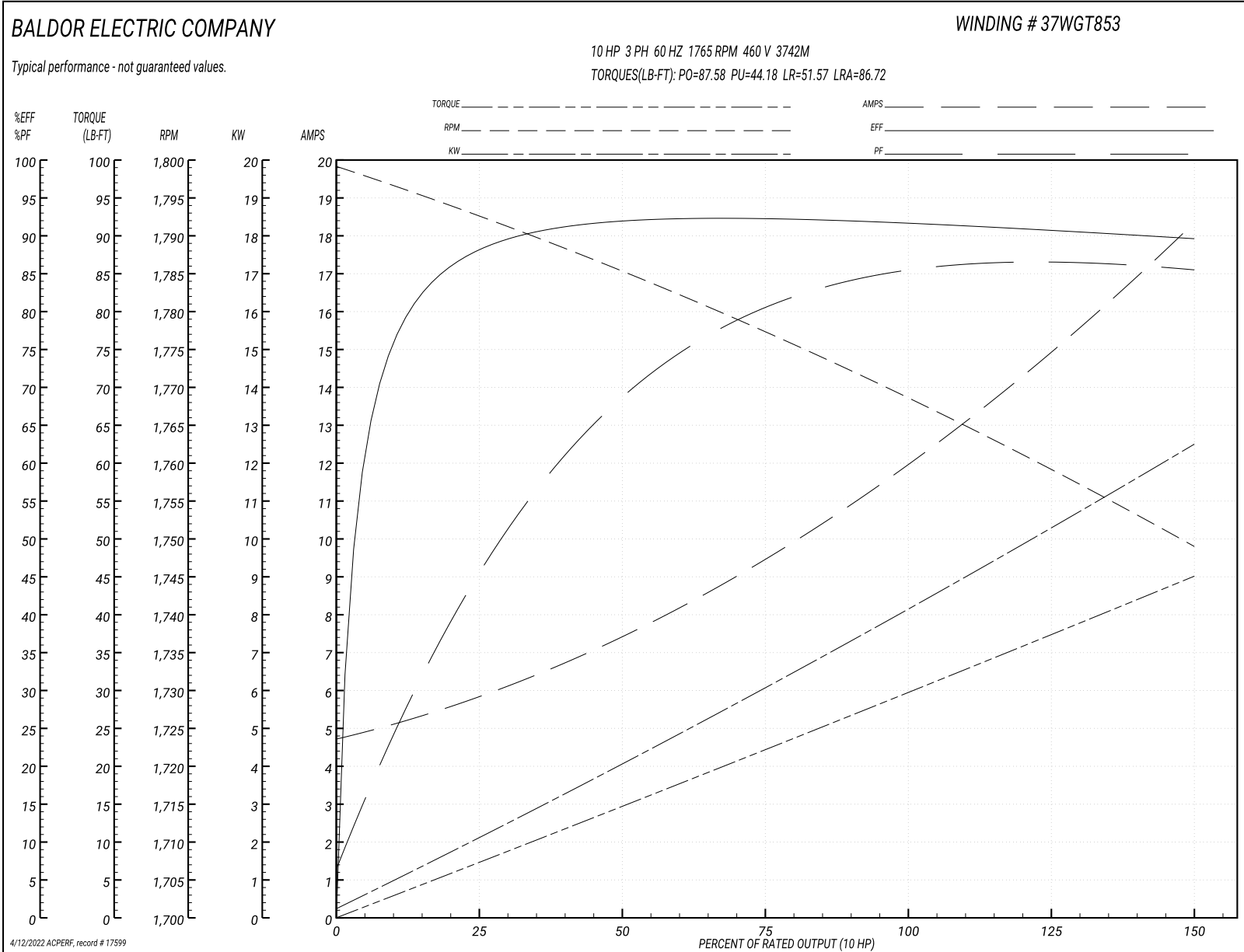
<b>Winding: 37WGT853-R001</b>		<b>Type: 3742M</b>		<b>Enclosure: OPSB</b>	
<b>Nameplate Data</b>			<b>460 V, 60 Hz: High Voltage Connection</b>		
<b>Rated Output (HP)</b>	10	<b>Full Load Torque</b>	29.7 LB-FT		
<b>Volts</b>	230/460	<b>Start Configuration</b>	direct on line		
<b>Full Load Amps</b>	25/12.5	<b>Breakdown Torque</b>	87.58 LB-FT		
<b>R.P.M.</b>	1765	<b>Pull-up Torque</b>	44.18 LB-FT		
<b>Hz</b>	60 Phase	<b>Locked-rotor Torque</b>	51.57 LB-FT		
<b>NEMA Design Code</b>	B KVA Code	<b>Starting Current</b>	86.72 A		
<b>Service Factor (S.F.)</b>	1.15	<b>No-load Current</b>	4.91 A		
<b>NEMA Nom. Eff.</b>	91.7 Power Factor	<b>Line-line Res. @ 25°C</b>	1.18 Ω		
<b>Rating - Duty</b>	40C AMB-CONT	<b>Temp. Rise @ Rated Load</b>	34°C		
<b>S.F. Amps</b>		<b>Temp. Rise @ S.F. Load</b>	43°C		
		<b>Locked-rotor Power Factor</b>	37.9		
		<b>Rotor inertia</b>	1.03 LB-FT <sup>2</sup>		

**Load Characteristics 460 V, 60 Hz, 10 HP**

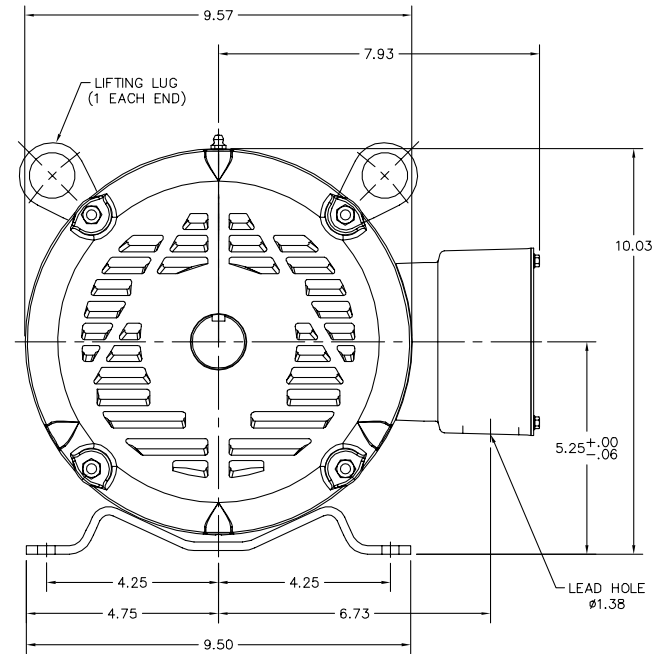
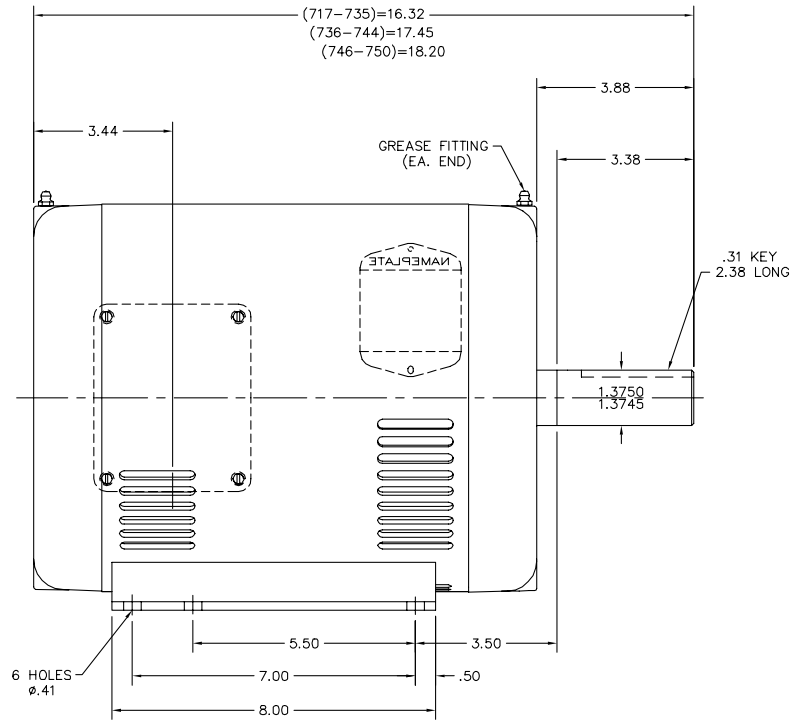
<b>% of Rated Load</b>	<b>25</b>	<b>50</b>	<b>75</b>	<b>100</b>	<b>125</b>	<b>150</b>	<b>S.F.</b>
<b>Power Factor</b>	48	70	80	84	86	86	83
<b>Efficiency</b>	87.7	91.8	92.2	91.7	90.8	89.5	91.4
<b>Speed</b>	1793	1785	1777	1769	1759	1749	1763
<b>Line amperes</b>	5.6	7.31	9.53	12.15	15	18.24	14.2



Performance Graph at 460V, 60Hz, 10.0HP Typical performance - Not guaranteed values



37LYB106



37LYB106

CUSTOMER IS RESPONSIBLE FOR DETERMINING THAT BALDOR'S PRODUCT WILL PERFORM SUITABLY IN THE INTENDED APPLICATION.

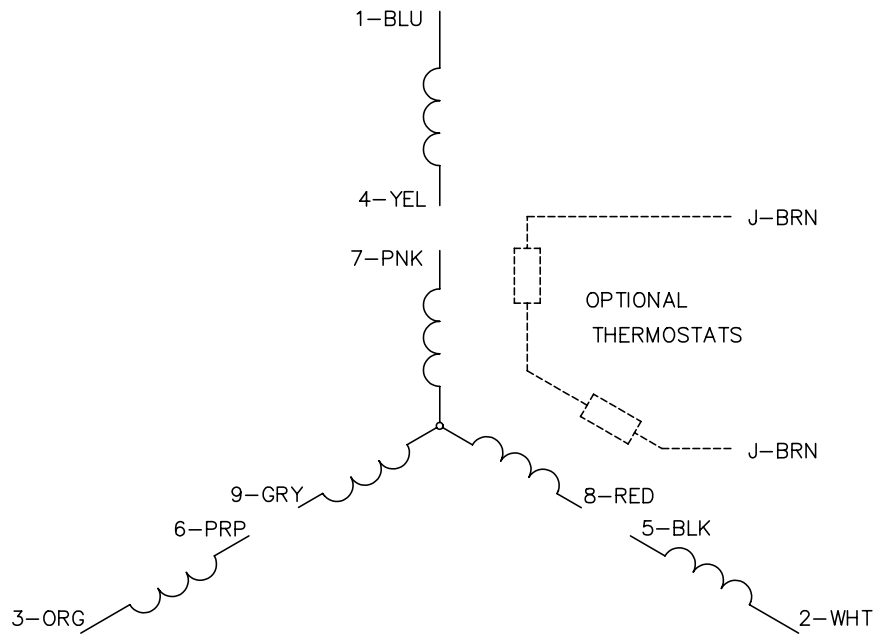
REV. DESC: REPLACE ENDPLATES		
REV. LTR: G	VERSION: 02	TDR: 000001018975
FILE: \AAA\00009\740	REVISED: 09:05:13 03/07/2017	BY: USZAHAR
MTL: -		

**BALDOR**

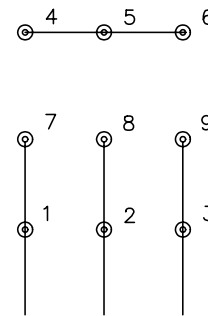
STD HORZ 213-5T OPSB 37M (F-2 MTG)

SH 1 of 1

CD0005

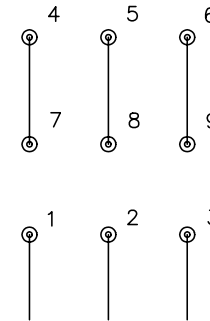


LOW VOLTAGE  
(2Y)



LINE

HIGH VOLTAGE  
(1Y)



LINE

NOTES:

1. INTERCHANGE ANY TWO LINE LEADS TO REVERSE ROTATION.
2. OPTIONAL THERMOSTATS ARE PROVIDED WHEN SPECIFIED.
3. ACTUAL NUMBER OF INTERNAL PARALLEL CIRCUITS MAY BE A MULTIPLE OF THOSE SHOWN ABOVE.
4. LEAD COLORS ARE OPTIONAL. LEADS MUST ALWAYS BE NUMBERED AS SHOWN.

REV. DESC: REVISE TO SHOW OPTIONAL COLORS

REV. LTR: E BY: JLP

REVISED: 01/19/99 10:15

TDR: 0171435

90000

FILE: AAA00005140

MDL: -

MTL: -

**BALDOR ELECTRIC Co.**

3PH, DV, 9 LEADS

CD0005