



Customer information packet

EFM4404T

75HP, 1185RPM, 3PH, 60HZ, 405T, TEFC, FOOT, F2

Class - None

Division - Not Applicable

Specifications

Enclosure	TEFC
Frame	405T
Frame Material	Iron
Frequency	60.00 Hz
Motor Letter Type	Three Phase
Output @ Frequency	75.000 HP @ 60 HZ
Phase	3
Synchronous Speed @ Frequency	1200 RPM @ 60 HZ
Voltage @ Frequency	230.0 V @ 60 HZ 460.0 V @ 60 HZ
XP Class and Group	None
XP Division	Not Applicable
Agency Approvals	CSA EEV CCSA US
Ambient Temperature	40 °C
Auxillary Box	No Auxillary Box
Base Indicator	Rigid
Bearing Grease Type	Polyrex EM (-20F +300F)
Current @ Voltage	173.800 A @ 230.0 V 86.900 A @ 460.0 V
Design Code	B
Drip Cover	No Drip Cover
Duty Rating	CONT
Efficiency @ 100% Load	95.0 %
Feedback Device	NO FEEDBACK
Heater Indicator	No Heater
High Voltage Full Load Amps	86.9 a
Insulation Class	B
Inverter Code	Inverter Ready
KVA Code	G
Lifting Lugs	Standard Lifting Lugs
Motor Lead Quantity/Wire Size	3 @ 2 AWG

Part detail

Revision	L
Type	AC
Mech. spec.	
Base	
Status	PRD/A
Elec. spec.	A40WG0770
Layout	617429-629
Eff. date	02-18-2022
CD Diagram	416820-002
Poles	06
Leads	3#2,6#4
Proprietary	False
Created date	06-07-2014

Motor Standards	NEMA
Motor Type	A40064M
Mounting Arrangement	F2
Number of Poles	6
Overall Length	38.04 IN
Power Factor	85
Product Family	General Industrial
Pulley End Bearing Type	Ball
Pulley Face Code	Standard
Service Factor	1.15
Shaft Ground Indicator	No Shaft Grounding
Shaft Rotation	Reversible
Shaft Slinger Indicator	No Slinger
Speed	1185 rpm
Speed Code	Single Speed
Starting Method	Direct on line
Thermal Device - Bearing	None
Thermal Device - Winding	None

Nameplate

NP2383L

CAT.NO.	EFM4404T	SPEC NO.	A40-6087-1503						
HP	75	AMPS	174/86.9		VOLTS	230/460	DESIGN	B	
FRAME	405T	RPM	1185	HZ	60	AMB	40	SF	1.15
DRIVE END BEARING	80BC03J30X	PHASE	3	DUTY	CONT	INSUL.CLASS	F		
OPP D.E. BEARING	80BC03J30X	TYPE	P	ENCL	TEFC	CODE	G		
SER.NO.		POWER FACTOR	85			NEMA-NOM-EFFICIENCY	95		
NEMA NOM/CSA QUOTED EFF		MAX CORR KVAR	15	GUARANTEED EFFICIENCY	94.1				
		MOTOR WEIGHT							

NP2496L

MOBIL POLYREX EM

Parts list

Part number	Description	Quantity
SA282220	SA A40-6087-1503	1.000 ea
RA268529	RA A40-6087-1503	1.000 ea
000613006PU	N/P (RELEASE QTY 10,000) UL CSA LABEL	1.000 ea
000692000VD	LABEL WARNING	1.000 ea
000692000FF	N/P	1.000 ea
NP2383L	SUPER-E ,SS, CC, CSA-C US, CSA EEV	1.000 ea
421948032	LABEL, MYLAR	1.000 ea
412118006A	DRAIN	2.000 ea
004824015A	GREASE POLYREX EM	0.884 lb
032018008CK	HHCS 3/8-16X1L PLATED	4.000 ea
032018008CK	HHCS 3/8-16X1L PLATED	4.000 ea
032018020EK	HHCS 5/8-11X2-1/2 PLTD.	4.000 ea
032018024CK	HHCS 3/8-16X3 PLTD.	3.000 ea
034000014AB	WSH ID.406 OD.812 TH.065	4.000 ea
034180012DA	KEY 1X4X1/4X1-1/2 L	1.000 ea
034530052AB	P/NIP 1/8X6-1/2 Zinc	1.000 ea
034530056BB	P/NIP 1/4X7 SCHED 40	1.000 ea
034690001AB	1/8" NPT SQHDPLG	1.000 ea
034692005AA	P PLUG 3/4"BLK.	1.000 ea
034631002AB	BUSH 1/4 TO 1/8 PLTD.	1.000 ea
078550001H	FAN KB 120/60 360	1.000 ea
083198127A	G400 MOLDED FAN COVER	1.000 ea
089412501A	BRKT FTMT G400 FIN MACH 6316 89412500WCA	1.000 ea
410700000DA	WAVY SPRING WASHER	1.000 ea
415072001B	CLAMP	1.000 ea
415096002A	CPLG 1/8 HEX TYPE	1.000 ea
032018020EK	HHCS 5/8-11X2-1/2 PLTD.	4.000 ea
032018024CK	HHCS 3/8-16X3 PLTD.	3.000 ea
034690002AB	PPLG 1/4" PLTD.	1.000 ea
089412501A	BRKT FTMT G400 FIN MACH 6316 89412500WCA	1.000 ea
032018005AK	HHCS 1/4-20X5/8 PLATED	4.000 ea

035000001A	ALFTG 1/8" 1610-BL	1.000 ea
035000001A	ALFTG 1/8" 1610-BL	1.000 ea
043292000AJ	GASK 320-400	1.000 ea
077176000L	C/BOX, PAINTED 440	1.000 ea
077176001A	CBOXC, PAINTED 360-400	1.000 ea
402731001A	GASK 360-440	1.000 ea
406099000A	PLUG - FAN COVER 320-440	1.000 ea
415000115H	T/LUG #2AWG-4/0AWG	1.000 ea
418150003A	GREASE FITTING CAP	1.000 ea
MG1025Y17	WILKOFAS, 789.701, SUPER E PEARL GOLD	0.375 ga
418150003A	GREASE FITTING CAP	1.000 ea
033775004EA	DRSCR #6-1/4 304 S.S.	2.000 ea
034180044JA	KEY 3/4X3/4X5-1/2 L	1.000 ea
032018005DL	1/2-13 X 5/8 SILICON BRONZE HHCS	1.000 ea
NP2496L	MOTOR LUBE NAMEPLATE	1.000 ea
604797045	STD. 400 FRAME SKID	1.000 ea
032510024D	CARRIAGE BOLT - 444	2.000 ea
034001014AB	FLAT WASHER 3/8"PLATED	2.000 ea
034001016AB	WSHR .562ID 1.375OD .109	2.000 ea
033300014AC	HEX NUT, SHIPPING - 400	2.000 ea
604799003C	PLASTIC BAG 42X32X46	1.000 ea

617429-629

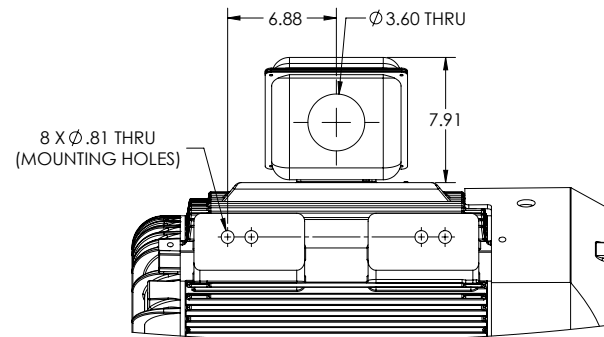
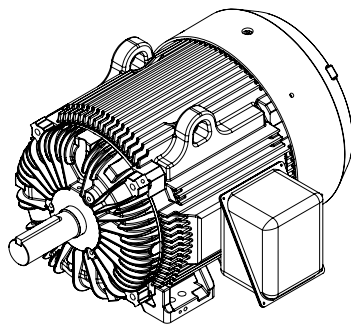
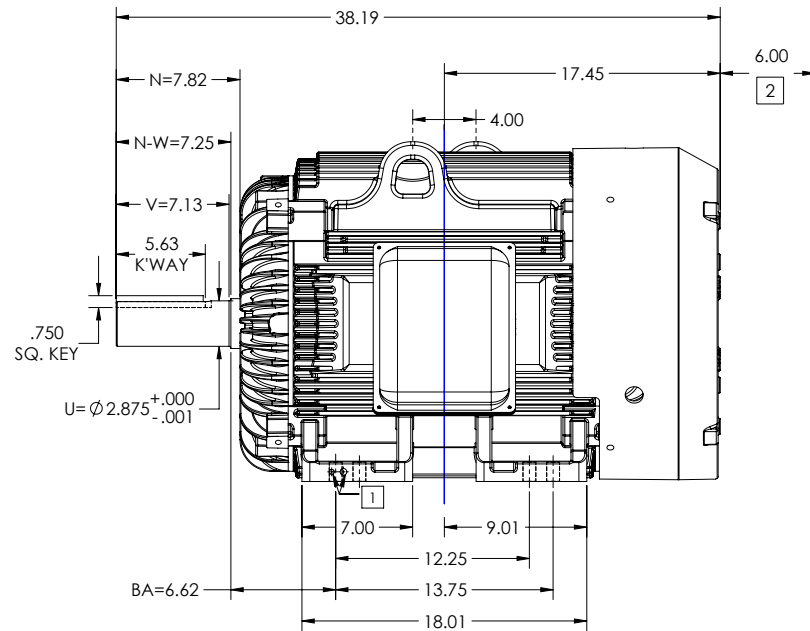
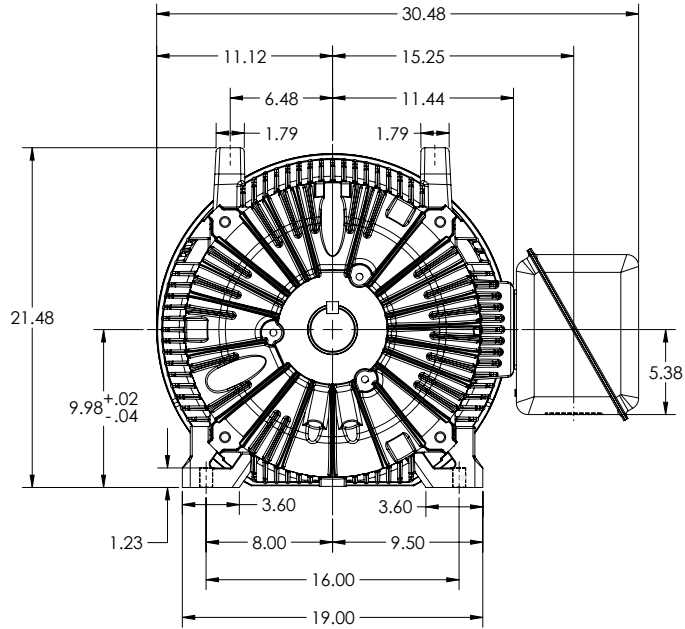
ENCLOSURE: TOTALLY ENCLOSED

MOUNTING: FOOT, F-2

DUTY MASTER ALTERNATING CURRENT MOTORS
SQUIRREL-CAGE INDUCTION

G405T/G404T FRAME MOUNTING HOLES

COOLING: FAN COOLED



SHEET NUMBER
1 OF 1
629-629-119

1. GROUND HOLES QTY 1 1/2-13 TAP; QTY 1 3/8-16 TAP
 2. OBSTRUCTION MUST NOT ENCR OACH ON AIR INLET
- IF MOUNTING CLEARANCE DETAILS ARE REQUIRED, CONSULT FACTORY.
MAX PERMISSIBLE SHAFT RUNOUT WHEN MEASURED AT END OF STANDARD SHAFT EXTENSION IS .003" T.I.R.

DIMENSIONS ARE IN INCHES
WEIGHT (LBS): 1350. MOTOR WEIGHTS MAY VARY BY 15% DEPENDING ON RATING.
CUSTOMER IS RESPONSIBLE FOR DETERMINING THAT MOTOR PERFORMANCE IS SUITABLE IN THE APPLICATION.

REV. A	VERSION: 01	REVISED: 10-32-51 10/25/2016	TDR: 00001000817
MODEL NO. 617429-629	BY: USJEDIL	Material:	REF:

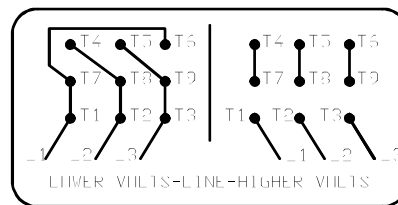
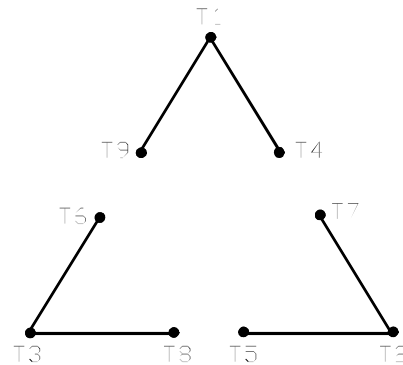
BALDOR

G405T/404T TEFC F2 FOOTED STD ENCLOSURE W/ STEEL BOX

617429-629

416820-002

A-C MOTOR
 CONNECTION DIAGRAM
 STANDARD 9 LEAD DELTA-CONNECTED



(N.P. 1575-B)

416820-002

REV. DESC: FONT CHANGE FOR PDF SEARCHABLE		
REV. LTR: A	VERSION: 01	TDR: 000001009382
FILE: \MGA\00000\661	REVISED: 02:46:19 02/13/2020	BY: MGHMTT
MTL: -		© □

BALDOR - RELIANCE®

CONN DIAG - STANDARD 9 LEAD, DELTA-CONNECTED

SH 1 of 1