

BALDOR® • RELIANCE 

Product Information Packet

EHM3309T

5HP,1160RPM,3PH,60HZ,215T,3744M,OPSB,F1

Part Detail							
Revision:	J	Status:	PRD/A	Change #:		Proprietary:	No
Type:	AC	Elec. Spec:	37WGS521	CD Diagram:	CD0005	Mfg Plant:	
Mech. Spec:	37J637	Layout:	37LYJ637	Poles:	06	Created Date:	10-22-2013
Base:	RG	Eff. Date:	07-18-2019	Leads:	9#14		

Specs			
Catalog Number:	EHM3309T	Insulation Class:	F
Enclosure:	OPSB	Inverter Code:	Inverter Ready
Frame:	215T	KVA Code:	K
Frame Material:	Steel	Lifting Lugs:	Standard Lifting Lugs
Output @ Frequency:	5.000 HP @ 60 HZ	Locked Bearing Indicator:	No Locked Bearing
Synchronous Speed @ Frequency:	1200 RPM @ 60 HZ	Motor Lead Quantity/Wire Size:	9 @ 14 AWG
Voltage @ Frequency:	460.0 V @ 60 HZ	Motor Lead Exit:	Ko Box
	230.0 V @ 60 HZ	Motor Lead Termination:	Flying Leads
XP Class and Group:	None	Motor Type:	3744M
XP Division:	Not Applicable	Mounting Arrangement:	F1
Agency Approvals:	CSA	Power Factor:	71
	UR	Product Family:	General Purpose
Auxillary Box:	No Auxillary Box	Pulley End Bearing Type:	Ball
Auxillary Box Lead Termination:	None	Pulley Face Code:	Standard
Base Indicator:	Rigid	Pulley Shaft Indicator:	Standard
Bearing Grease Type:	Polyrex EM (-20F +300F)	Rodent Screen:	None
Blower:	None	Shaft Extension Location:	Pulley End
Current @ Voltage:	14.800 A @ 230.0 V	Shaft Ground Indicator:	No Shaft Grounding

	15.200 A @ 208.0 V	Shaft Rotation:	Reversible
	7.400 A @ 460.0 V	Shaft Slinger Indicator:	No Slinger
Design Code:	A	Speed Code:	Single Speed
Drip Cover:	No Drip Cover	Motor Standards:	NEMA
Duty Rating:	CONT	Starting Method:	Direct on line
Electrically Isolated Bearing:	Not Electrically Isolated	Thermal Device - Bearing:	None
Feedback Device:	NO FEEDBACK	Thermal Device - Winding:	None
Front Face Code:	Standard	Vibration Sensor Indicator:	No Vibration Sensor
Front Shaft Indicator:	None	Winding Thermal 1:	None
Heater Indicator:	No Heater	Winding Thermal 2:	None

Nameplate NP2094E06B03	
CAT.NO.	EHM3309T
SPEC.	37J637S521G1
HP	5
VOLTS	230/460
AMPS	14.8/7.4
RPM	1160
FRAME	215T HZ 60 PH 3
SER.F.	1.15 CODE K DES A CL F
NEMA-NOM-EFF	89.5 PF 71
RATING	40C AMB-CONT
CC	010A USABLE AT 208V 15.2
DE	6307 ODE 6206
AUTO	N MANUAL N NONE Y
ENCL	OPSB SN
BLANK	

Parts List		
Part Number	Description	Quantity
SA271138	SA 37J637S521G1	1.000 EA
RA257768	RA 37J637S521G1	1.000 EA
HA6361A01	LIFTING LUG FOR 37, 39 & 40 FRAME ZINC	2.000 EA
37CB3006	37 CB CASTING W/1.38 LEAD HOLE @ 6:00	1.000 EA
51XW2520A10	.25-20 X .62, TAPTITE II, HEX WSHR SLTD	4.000 EA
11XW1032G06	10-32 X .38, TAPTITE II, HEX WSHR SLTD U	1.000 EA
HW3001B01	BRASS CUP WASHER, FOR #10 SCREW	1.000 EA
37EP3203D00	MASTER,ODE,206 BRG,GREASER,RELIEF	1.000 EA
HW4500A19	1/4-28X1/4 SLOTTED PLUG F/S	1.000 EA
HW4500A20	1/8NPT SL PIPE PLUG	1.000 EA
HW5100A06	W2420-025 WVY WSHR (WB)	1.000 EA
37EP3204A00	MASTER,DE,307 BRG,GREASER,RELIEF,AEGIS H	1.000 EA
HW4500A19	1/4-28X1/4 SLOTTED PLUG F/S	1.000 EA
HW4500A20	1/8NPT SL PIPE PLUG	1.000 EA
91XN0540J08	SCREW, 5-40 X 1/2", FHC, AS	4.000 EA
XY3118A12	5/16-18 HEX NUT DIRECTIONAL SERRATION	4.000 EA
37CB4516	LIPPED LID FOR 37 FRAME NEC KOBX	1.000 EA
51XW0832A07	8-32 X .44, TAPTITE II, HEX WSHR SLTD SE	4.000 EA
HW2501F21	KEY, 5/16 SQ X 2.375	1.000 EA
HA7000A02	KEY RETAINER RING, 1 1/8 DIA, 1 3/8 DIA	1.000 EA
MJ1000A02	GREASE, MOBIL POLYREX EM - 124047	0.050 LB
MG1000G27	MED CHARCOAL METALLIC GREY 400-0096	0.028 GA
37AD2001A01	BAFFLE PLATE, PLASTIC 0.63" WIDTH	2.000 EA
HA3104A35	THRUBOLT .31-18 X 13.687	4.000 EA

Parts List (continued)		
Part Number	Description	Quantity
LC0005	CONN.DIA.,TY M,9-LD,DUAL VOLT,REVERSING	1.000 EA
MN416A01	TAG-INSTAL-MAINT no wire (2100/bx) 4/22	1.000 EA
NP2094E06B03	NP LABEL W/BARCODE (PREM EFF HVAC MTR)	1.000 EA
36PA1001	PKG GRP, PRINT PK1017A06	1.000 EA
PE-0000001	ZRTG PE ASSEMBLY	1.000 EA
FE-0000001	ZRTG FE ASSEMBLY	1.000 EA

AC Induction Motor Performance Data

Record # 53393

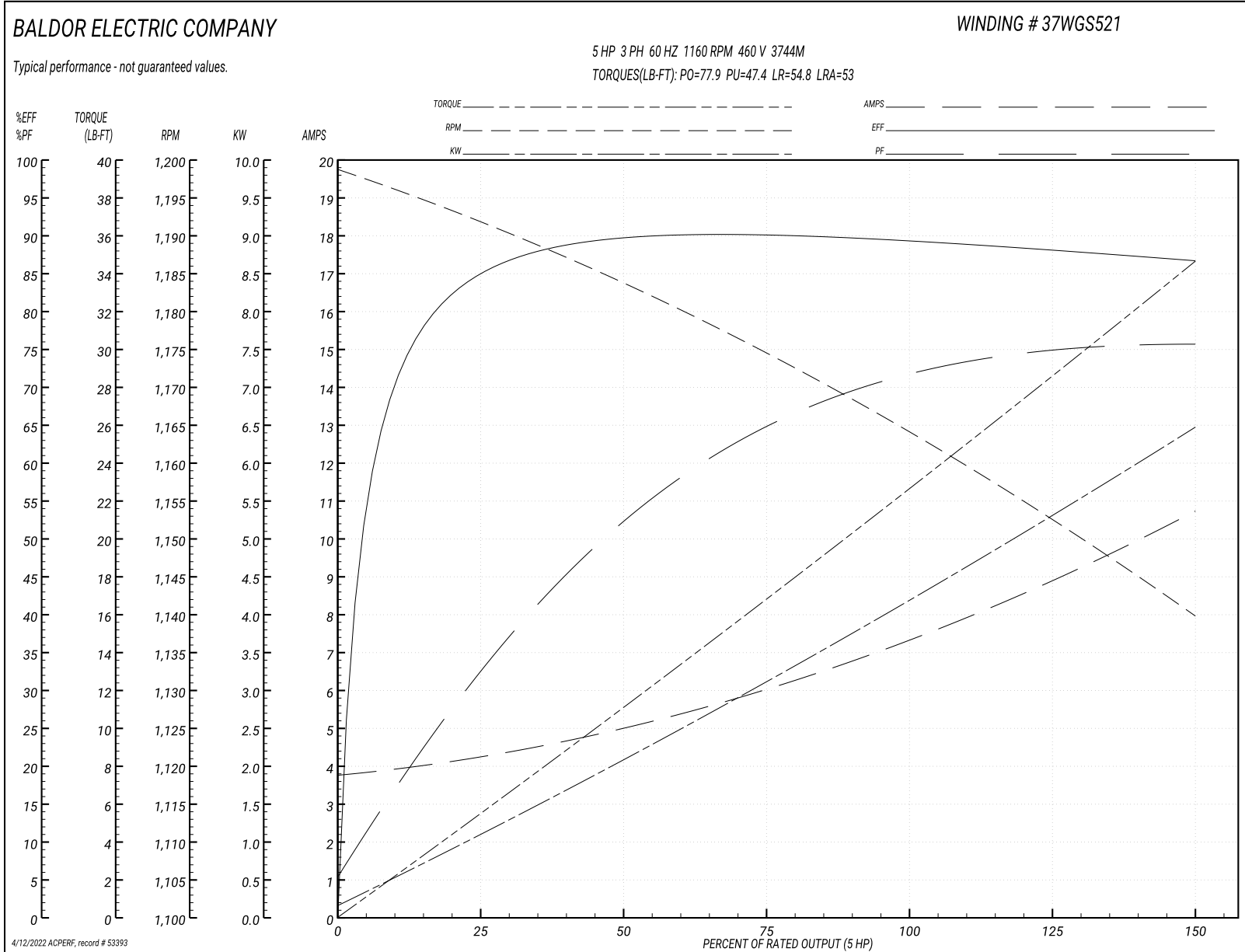
Typical performance - not guaranteed values

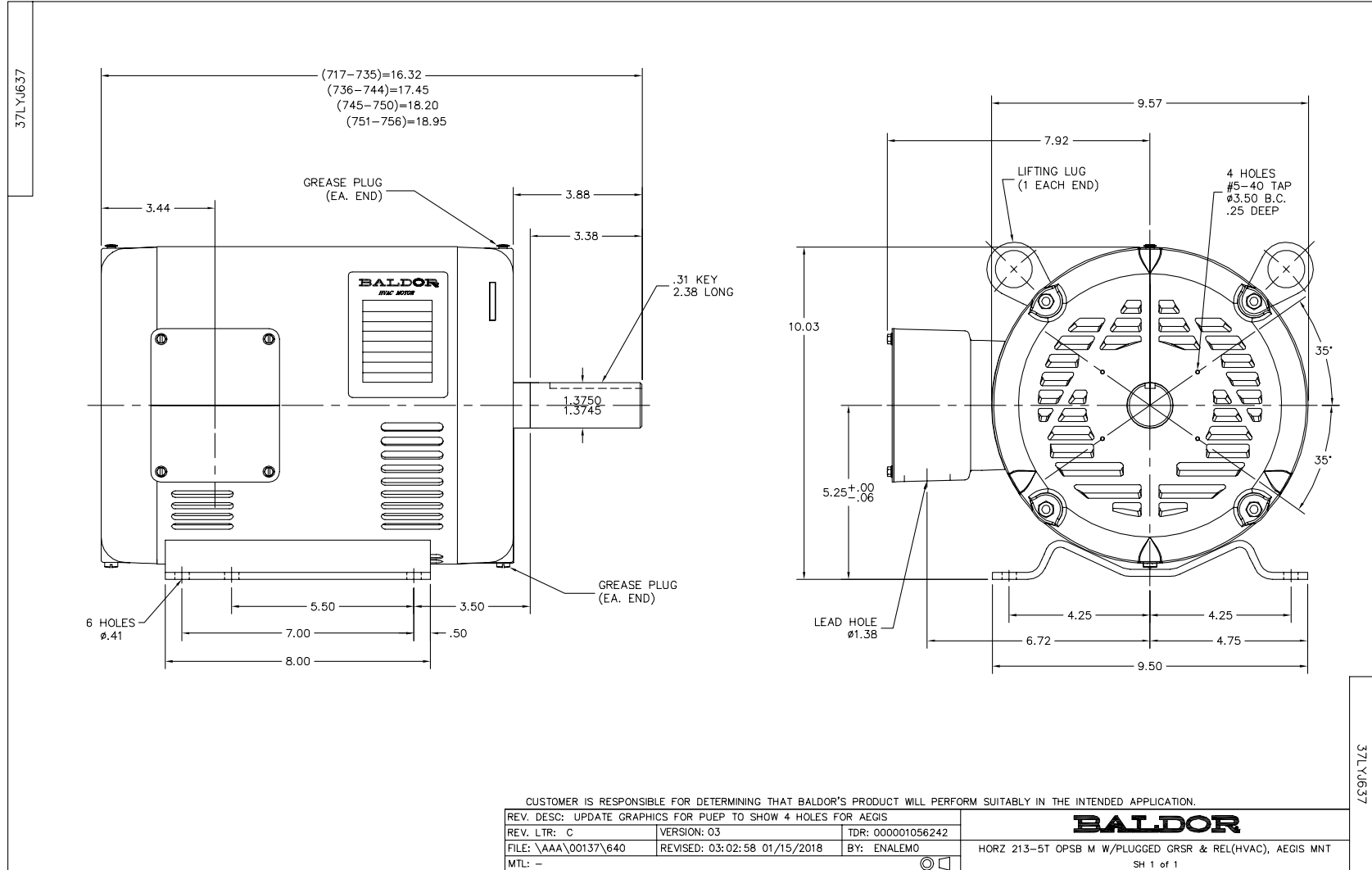
Winding: 37WGS521-R008		Type: 3744M		Enclosure: OPSB	
Nameplate Data			460 V, 60 Hz: High Voltage Connection		
Rated Output (HP)	5	Full Load Torque	22.5 LB-FT		
Volts	230/460	Start Configuration	direct on line		
Full Load Amps	14.8/7.4	Breakdown Torque	77.9 LB-FT		
R.P.M.	1160	Pull-up Torque	47.4 LB-FT		
Hz	60 Phase	3	Locked-rotor Torque	54.8 LB-FT	
NEMA Design Code	A KVA Code	K	Starting Current	53 A	
Service Factor (S.F.)	1.15	No-load Current	3.84 A		
NEMA Nom. Eff.	89.5 Power Factor	71	Line-line Res. @ 25°C	1.7514 Ω	
Rating - Duty	40C AMB-CONT	Temp. Rise @ Rated Load	33°C		
S.F. Amps		Temp. Rise @ S.F. Load	41°C		
		Locked-rotor Power Factor	23		
		Rotor inertia	1.09 LB-FT ²		

Load Characteristics 460 V, 60 Hz, 5 HP

% of Rated Load	25	50	75	100	125	150	S.F.
Power Factor	33	53	65	71	74	76	73
Efficiency	84.5	89.4	90.1	89.5	88.3	86.5	88.8
Speed	1191.9	1183.8	1173.7	1164.6	1153.5	1139.2	1158
Line amperes	4.14	4.95	6.08	7.36	8.92	10.7	8.3

Performance Graph at 460V, 60Hz, 5.0HP Typical performance - Not guaranteed values





CD0005

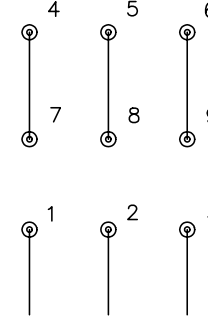


LOW VOLTAGE
(2Y)



LINE

HIGH VOLTAGE
(1Y)



LINE

NOTES:

1. INTERCHANGE ANY TWO LINE LEADS TO REVERSE ROTATION.
2. OPTIONAL THERMOSTATS ARE PROVIDED WHEN SPECIFIED.
3. ACTUAL NUMBER OF INTERNAL PARALLEL CIRCUITS MAY BE A MULTIPLE OF THOSE SHOWN ABOVE.
4. LEAD COLORS ARE OPTIONAL. LEADS MUST ALWAYS BE NUMBERED AS SHOWN.

REV. DESC: REVISE TO SHOW OPTIONAL COLORS			
REV. LTR: E	BY: JLP	REVISED: 01/19/99 10:15	TDR: 0171435
90000		FILE: AAA00005140	MDL: -
		MTL: -	

BALDOR ELECTRIC Co.

3PH, DV, 9 LEADS

CD0005