

BALDOR® • RELIANCE 

Product Information Packet

EHM3311T-8

7.5HP,1770RPM,3PH,60HZ,213T,3734M,OPSB,F

Part Detail							
Revision:	H	Status:	PRD/A	Change #:		Proprietary:	No
Type:	AC	Elec. Spec:	37WGZ613	CD Diagram:	CD0006	Mfg Plant:	
Mech. Spec:	37J637	Layout:	37LYJ637	Poles:	04	Created Date:	03-14-2016
Base:	RG	Eff. Date:	07-18-2019	Leads:	3#12		

Specs			
Catalog Number:	EHM3311T-8	KVA Code:	J
Enclosure:	OPSB	Lifting Lugs:	Standard Lifting Lugs
Frame:	213T	Locked Bearing Indicator:	No Locked Bearing
Frame Material:	Steel	Motor Lead Quantity/Wire Size:	3 @ 12 AWG
Output @ Frequency:	7.500 HP @ 60 HZ	Motor Lead Exit:	Ko Box
Synchronous Speed @ Frequency:	1800 RPM @ 60 HZ	Motor Lead Termination:	Flying Leads
Voltage @ Frequency:	200.0 V @ 60 HZ	Motor Type:	3734M
XP Class and Group:	None	Mounting Arrangement:	F1
XP Division:	Not Applicable	Power Factor:	77
Agency Approvals:	UR	Product Family:	General Purpose
	CSA	Pulley End Bearing Type:	Ball
Auxillary Box:	No Auxillary Box	Pulley Face Code:	Standard
Auxillary Box Lead Termination:	None	Pulley Shaft Indicator:	Standard
Base Indicator:	Rigid	Rodent Screen:	None
Bearing Grease Type:	Polyrex EM (-20F +300F)	RoHS Status:	ROHS COMPLIANT
Blower:	None	Shaft Extension Location:	Pulley End
Current @ Voltage:	23.300 A @ 200.0 V	Shaft Ground Indicator:	No Shaft Grounding
Design Code:	A	Shaft Rotation:	Reversible

Drip Cover:	No Drip Cover	Shaft Slinger Indicator:	No Slinger
Duty Rating:	CONT	Speed Code:	Single Speed
Electrically Isolated Bearing:	Not Electrically Isolated	Motor Standards:	NEMA
Feedback Device:	NO FEEDBACK	Starting Method:	Direct on line
Front Face Code:	Standard	Thermal Device - Bearing:	None
Front Shaft Indicator:	None	Thermal Device - Winding:	None
Heater Indicator:	No Heater	Vibration Sensor Indicator:	No Vibration Sensor
Insulation Class:	F	Winding Thermal 1:	None
Inverter Code:	Inverter Ready	Winding Thermal 2:	None

Nameplate NP2094E06B03	
CAT.NO.	EHM3311T-8
SPEC.	37J637Z613G1
HP	7.5
VOLTS	200
AMPS	23.3
RPM	1770
FRAME	213T
	HZ 60
	PH 3
SER.F.	1.15
	CODE J
	DES A
	CL F
NEMA-NOM-EFF	91
	PF 77
RATING	40C AMB-CONT
CC	010A
	USABLE AT 208V
DE	6307
	ODE 6206
AUTO	N
	MANUAL N
	NONE Y
ENCL	OPSB
	SN
BLANK	

Parts List		
Part Number	Description	Quantity
SA317329	SA 37J637Z613G1	1.000 EA
RA304941	RA 37J637Z613G1	1.000 EA
HA6361A01	LIFTING LUG FOR 37, 39 & 40 FRAME ZINC	2.000 EA
37CB3006	37 CB CASTING W/1.38 LEAD HOLE @ 6:00	1.000 EA
51XW2520A10	.25-20 X .62, TAPTITE II, HEX WSHR SLTD	4.000 EA
11XW1032G06	10-32 X .38, TAPTITE II, HEX WSHR SLTD U	1.000 EA
HW3001B01	BRASS CUP WASHER, FOR #10 SCREW	1.000 EA
37EP3203D00	MASTER,ODE,206 BRG,GREASER,RELIEF	1.000 EA
HW4500A19	1/4-28X1/4 SLOTTED PLUG F/S	1.000 EA
HW4500A20	1/8NPT SL PIPE PLUG	1.000 EA
HW5100A06	W2420-025 WVY WSHR (WB)	1.000 EA
37EP3204A00	MASTER,DE,307 BRG,GREASER,RELIEF,AEGIS H	1.000 EA
HW4500A19	1/4-28X1/4 SLOTTED PLUG F/S	1.000 EA
HW4500A20	1/8NPT SL PIPE PLUG	1.000 EA
91XN0540J08	SCREW, 5-40 X 1/2", FHC, AS	4.000 EA
XY3118A12	5/16-18 HEX NUT DIRECTIONAL SERRATION	4.000 EA
37CB4516	LIPPED LID FOR 37 FRAME NEC KOBX	1.000 EA
51XW0832A07	8-32 X .44, TAPTITE II, HEX WSHR SLTD SE	4.000 EA
HW2501F21	KEY, 5/16 SQ X 2.375	1.000 EA
HA7000A02	KEY RETAINER RING, 1 1/8 DIA, 1 3/8 DIA	1.000 EA
MJ1000A02	GREASE, MOBIL POLYREX EM - 124047	0.050 LB
MG1000G27	MED CHARCOAL METALLIC GREY 400-0096	0.028 GA
37AD2001A01	BAFFLE PLATE, PLASTIC 0.63" WIDTH	2.000 EA
HA3104A39	THRUBOLT-5/16-18 X 12.250	4.000 EA

Parts List (continued)		
Part Number	Description	Quantity
LC0006	CONNECTION LABEL	1.000 EA
NP2094E06B03	NP LABEL W/BARCODE (PREM EFF HVAC MTR)	1.000 EA
36PA1001	PKG GRP, PRINT PK1017A06	1.000 EA
MN416A01	TAG-INSTAL-MAINT no wire (2100/bx) 4/22	1.000 EA
PE-0000001	ZRTG PE ASSEMBLY	1.000 EA
FE-0000001	ZRTG FE ASSEMBLY	1.000 EA

AC Induction Motor Performance Data

Record # 57432

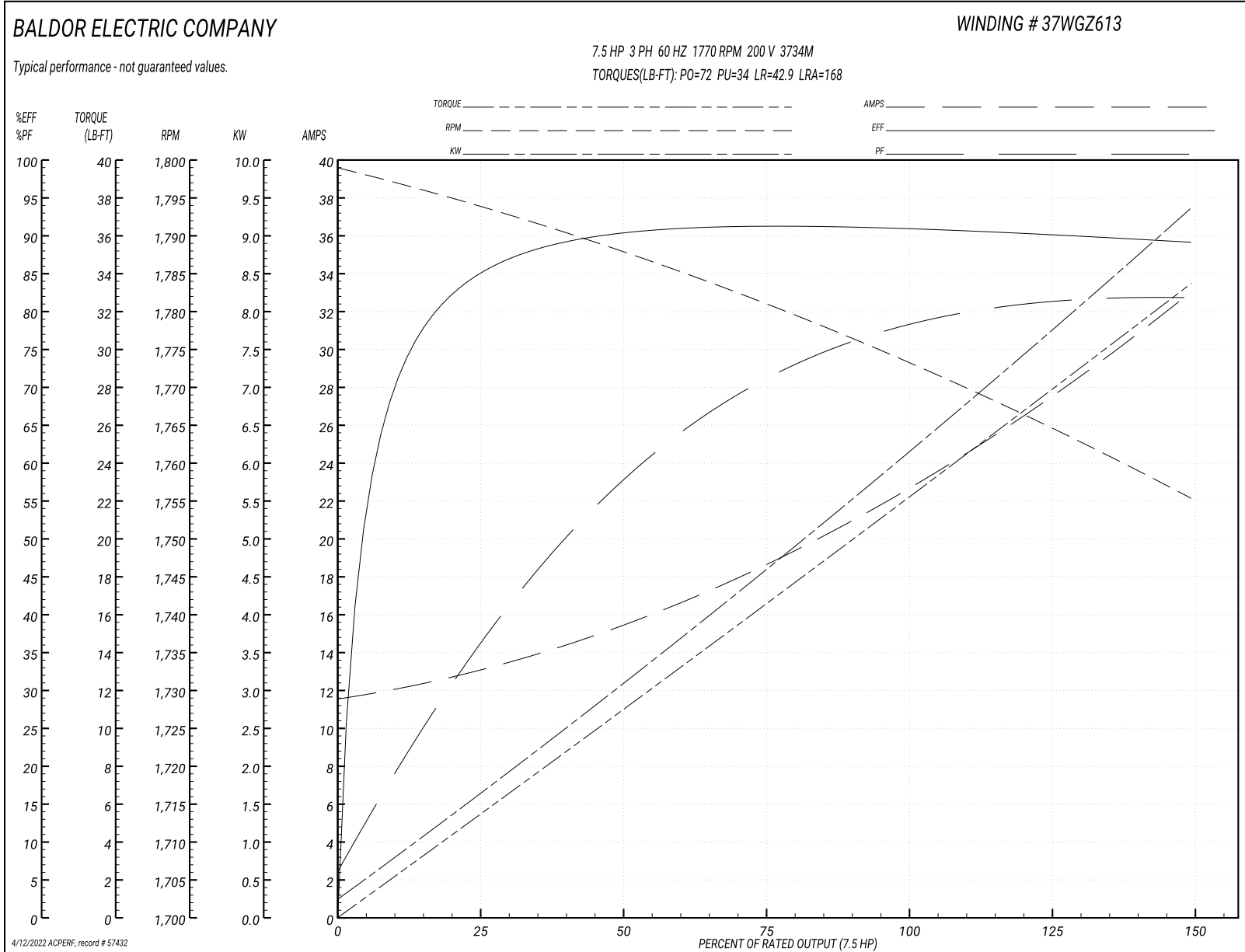
Typical performance - not guaranteed values

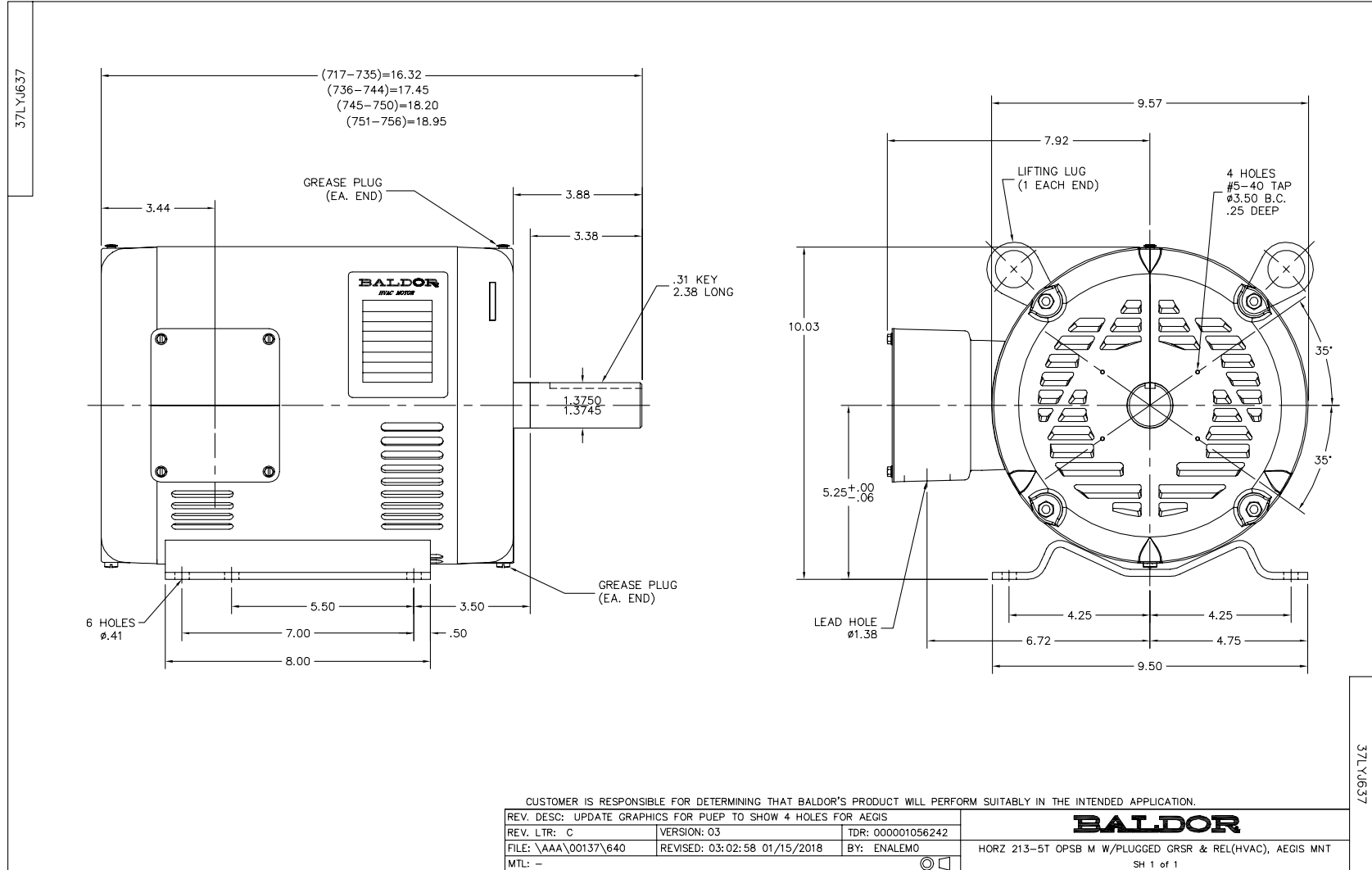
Winding: 37WGZ613-R001		Type: 3734M	Enclosure: OPSB
Nameplate Data		200 V, 60 Hz: Single Voltage Motor	
Rated Output (HP)	7.5	Full Load Torque	22.2 LB-FT
Volts	200	Start Configuration	direct on line
Full Load Amps	23.3	Breakdown Torque	72 LB-FT
R.P.M.	1770	Pull-up Torque	34 LB-FT
Hz	60 Phase	Locked-rotor Torque	42.9 LB-FT
NEMA Design Code	A KVA Code	Starting Current	168 A
Service Factor (S.F.)	1.15	No-load Current	11.8 A
NEMA Nom. Eff.	91 Power Factor	Line-line Res. @ 25°C	0.29 Ω
Rating - Duty	40C AMB-CONT	Temp. Rise @ Rated Load	35°C
S.F. Amps		Temp. Rise @ S.F. Load	43°C
		Locked-rotor Power Factor	39.9
		Rotor inertia	0.836 LB-FT ²

Load Characteristics 200 V, 60 Hz, 7.5 HP

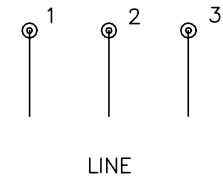
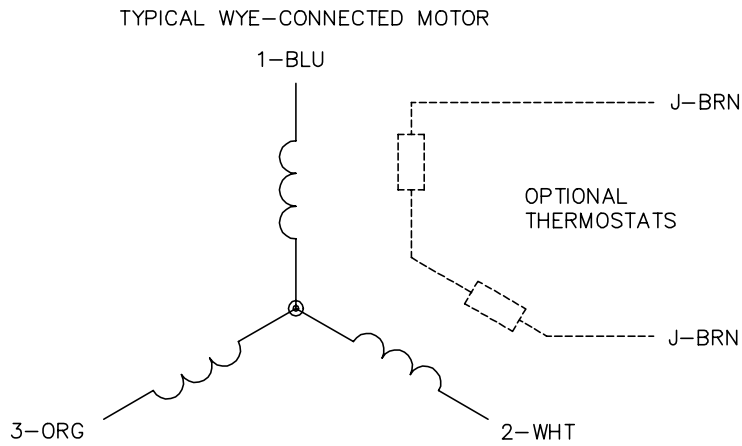
% of Rated Load	25	50	75	100	125	150	S.F.
Power Factor	38	59	71	77	81	82	79
Efficiency	84.6	90.2	91.1	91.1	90.5	89	90.7
Speed	1794	1788	1780	1774	1765	1755	1769
Line amperes	12.8	15.2	18.8	22.9	27.6	32.9	25.7

Performance Graph at 200V, 60Hz, 7.5HP Typical performance - Not guaranteed values





CD0006



NOTES:

1. THREE LEAD MOTOR MAY BE EITHER WYE CONNECTED OR DELTA CONNECTED.
2. INTERCHANGE ANY TWO LINE LEADS TO REVERSE ROTATION.
3. OPTIONAL THERMOSTATS ARE PROVIDED WHEN SPECIFIED.
4. ACTUAL NUMBER OF INTERNAL PARALLEL CIRCUITS MAY VARY.
5. LEAD COLORS ARE OPTIONAL. LEADS MUST BE NUMBERED AS SHOWN.

CD0006

REV. DESC: ADD CLASS CONN00000007		
REV. LTR: E	VERSION: 01	TDR: 000001099922
FILE: \AAA\00005\141	REVISED: 10:24:49 02/19/2019	BY: ENBRIRO
MTL: -		

BALDOR - RELIANCE®

3PH, SV, 3 LEADS, WYE OR DELTA CONNECTED

SH 1 of 1