

BALDOR® • RELIANCE 

Product Information Packet

EJMM3611T

3HP,1760RPM,3PH,60HZ,182JM,3632M,TEFC,F1

Part Detail							
Revision:	K	Status:	PRD/A	Change #:		Proprietary:	No
Type:	AC	Elec. Spec:	36WGS266	CD Diagram:	CD0005	Mfg Plant:	
Mech. Spec:	36H017	Layout:	36LYH017	Poles:	04	Created Date:	06-29-2011
Base:	RG	Eff. Date:	12-07-2020	Leads:	9#16		

Specs			
Catalog Number:	EJMM3611T	Heater Indicator:	No Heater
Enclosure:	TEFC	Insulation Class:	F
Frame:	182JM	Inverter Code:	Inverter Ready
Frame Material:	Steel	KVA Code:	K
Output @ Frequency:	3.000 HP @ 60 HZ	Lifting Lugs:	No Lifting Lugs
Synchronous Speed @ Frequency:	1800 RPM @ 60 HZ	Locked Bearing Indicator:	Locked Bearing
Voltage @ Frequency:	460.0 V @ 60 HZ	Motor Lead Quantity/Wire Size:	9 @ 16 AWG
	230.0 V @ 60 HZ	Motor Lead Exit:	Ko Box
XP Class and Group:	None	Motor Lead Termination:	Flying Leads
XP Division:	Not Applicable	Motor Type:	3632M
Agency Approvals:	UR	Mounting Arrangement:	F1
	CSA EEV	Power Factor:	75
	CSA	Product Family:	General Purpose
Auxillary Box:	No Auxillary Box	Pulley End Bearing Type:	Ball
Auxillary Box Lead Termination:	None	Pulley Face Code:	C-Face
Base Indicator:	Rigid	Pulley Shaft Indicator:	Tapped & Key
Bearing Grease Type:	Polyrex EM (-20F +300F)	Rodent Screen:	None
Blower:	None	Shaft Extension Location:	Pulley End

Current @ Voltage:	4.200 A @ 460.0 V	Shaft Ground Indicator:	No Shaft Grounding
	8.400 A @ 230.0 V	Shaft Rotation:	Reversible
	9.000 A @ 208.0 V	Shaft Slinger Indicator:	Shaft Slinger
Design Code:	B	Speed Code:	Single Speed
Drip Cover:	No Drip Cover	Motor Standards:	NEMA
Duty Rating:	CONT	Starting Method:	Direct on line
Electrically Isolated Bearing:	Not Electrically Isolated	Thermal Device - Bearing:	None
Feedback Device:	NO FEEDBACK	Thermal Device - Winding:	None
Front Face Code:	Standard	Vibration Sensor Indicator:	No Vibration Sensor
Front Shaft Indicator:	None	Winding Thermal 1:	None
		Winding Thermal 2:	None

Nameplate NP3441LUA	
CAT.NO.	EJMM3611T
SPEC	36H017S266G1
HP	3
VOLTS	230/460
AMPS	8.4/4.2
RPM	1760
FRAME	182JM
HZ	60
PH	3
SF	1.15
CODE	K
DES	B
CLASS	F
NEMA NOM. EFF	89.5
PF	75
RATING	40C AMB-CONT
CC	010A
ENCL	TEFC
SER	
DE	6207
ODE	6205
VPWM INVERTER READY	
CT6-60H(10:1)VT3-60H(20:1)	
50Hz 3HP 190/380V 9.6/4.8A	
SF1.0	

Parts List		
Part Number	Description	Quantity
SA226368	SA 36H017S266G1	1.000 EA
RA213466	RA 36H017S266G1	1.000 EA
36FN3000C01SP	EXFN, PLASTIC, 5.25 OD, .912 ID	1.000 EA
36CB3004	36 CB CASTING W/1.09 DIA LEAD HOLE @ 6:0	1.000 EA
36GS1000SP	GASKET-CONDUIT BOX, .06 THICK #SV-330 LE	1.000 EA
51XB1016A08	10-16X 1/2HXWSSLD SERTYB	2.000 EA
11XW1032G06	10-32 X .38, TAPTITE II, HEX WSHR SLTD U	1.000 EA
HW3001B01	BRASS CUP WASHER, FOR #10 SCREW	1.000 EA
36EP3104A04	FR ENDPLATE, FOR ROUTING	1.000 EA
HW4500A01	1641B(ALEMITE)400 UNIV, GREASE FITT	1.000 EA
HW4500A17	317400 ALEMITE GREASE RELIEF	1.000 EA
HW5100A05	WVY WSHR F/205 & 304 BRGS	1.000 EA
36PE3405T03	PUEP ASSEMBLY FOR ROUTING PURPOSES	1.000 EA
HW4500A01	1641B(ALEMITE)400 UNIV, GREASE FITT	1.000 EA
HW4500A17	317400 ALEMITE GREASE RELIEF	1.000 EA
10XN2520A24	1/4-20X 1 1/2 HEX HD X	4.000 EA
HW1001A25	LOCKWASHER 1/4, ZINC PLT .493 OD, .255 I	4.000 EA
51XB1214A16	12-14X1.00 HXWSSLD SERTYB	1.000 EA
36FH4009A103	IEC FH GREASER W/PRIMER	1.000 EA
51XW1032A06	10-32 X .38, TAPTITE II, HEX WSHR SLTD S	3.000 EA
36CB4516	750LIPPED CB LID - GALVANNEAL	1.000 EA
37GS1001	GASKET, CONDUIT BOX LID, .06 THICK LEXID	1.000 EA
51XW0832A07	8-32 X .44, TAPTITE II, HEX WSHR SLTD SE	4.000 EA
HA1005A07	SLINGER, OD 2.25, ID 1.344, 307 BRG	1.000 EA

Parts List (continued)		
Part Number	Description	Quantity
HW2501D13	KEY, 3/16 SQ X 1.375	1.000 EA
HA7000A01	KEY RETAINER 7/8" DIA SHAFT	1.000 EA
85XU0407S04	4X1/4 U DRIVE PIN STAINLESS	2.000 EA
MJ1000A02	GREASE, MOBIL POLYREX EM - 124047	0.050 LB
HA3101A25	THRUBOLT 1/4-20 X 11.000 OHIO ROD	4.000 EA
MG1000Y03	MUNSELL 2.53Y 6.70/ 4.60, GLOSS 20,	0.022 GA
LC0005E01	CONN.DIA./WARNING LABEL (LC0005/LB1119N)	1.000 EA
NP3441LUA	ALUM SUPER-E VPWM INV READY UL CSA-EEV C	1.000 EA
36PA1001	PKG GRP, PRINT PK1017A06	1.000 EA
MN416A01	TAG-INSTAL-MAINT no wire (2100/bx) 4/22	1.000 EA

AC Induction Motor Performance Data

Record # 53364

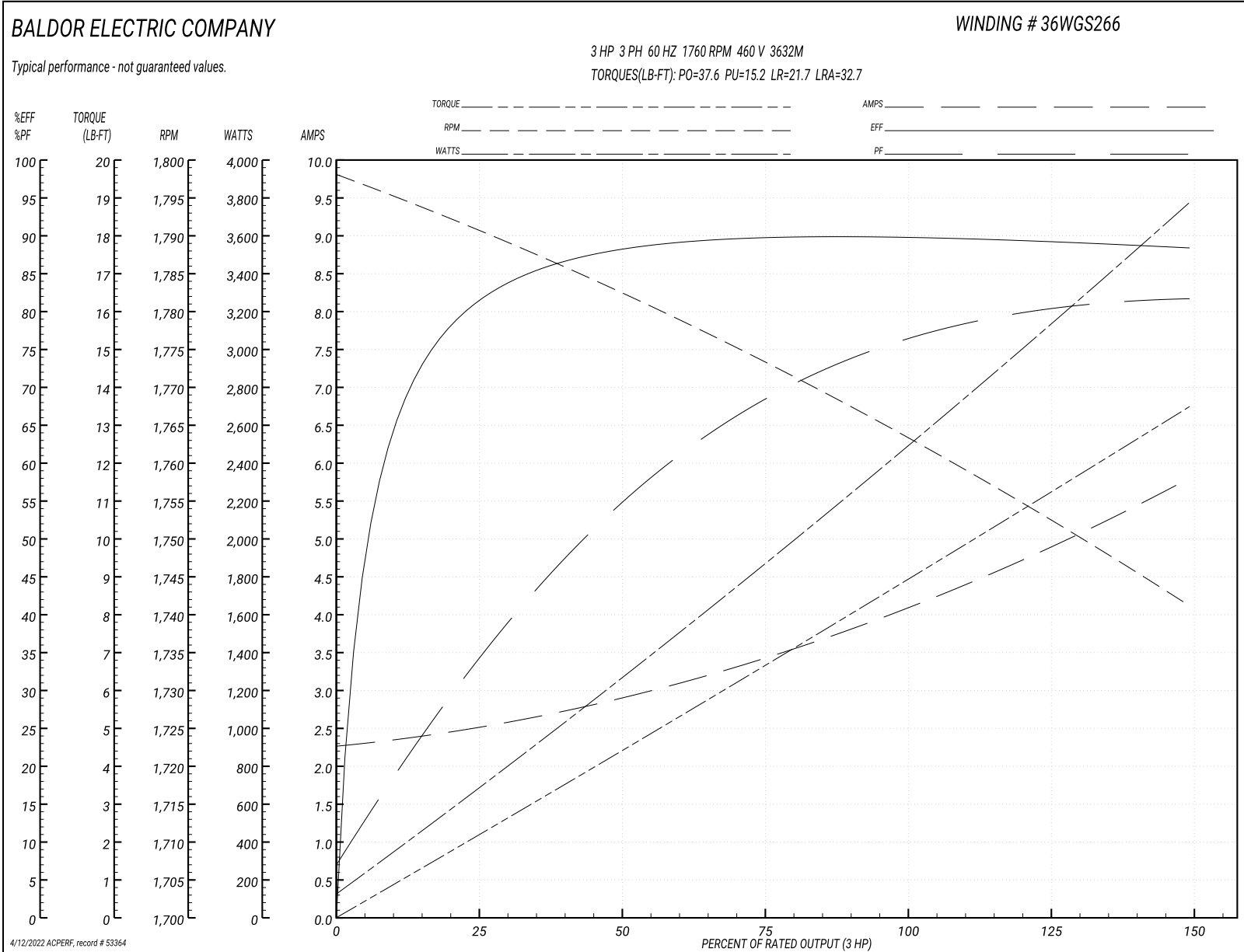
Typical performance - not guaranteed values

Winding: 36WGS266-R006		Type: 3632M		Enclosure: TEFC	
Nameplate Data			460 V, 60 Hz: High Voltage Connection		
Rated Output (HP)	3	Full Load Torque	8.8 LB-FT		
Volts	230/460	Start Configuration	direct on line		
Full Load Amps	8.4/4.2	Breakdown Torque	37.6 LB-FT		
R.P.M.	1760	Pull-up Torque	15.2 LB-FT		
Hz	60 Phase	3	Locked-rotor Torque	21.7 LB-FT	
NEMA Design Code	B KVA Code	K	Starting Current	32.7 A	
Service Factor (S.F.)	1.15	No-load Current	2.3 A		
NEMA Nom. Eff.	89.5	Power Factor	75	Line-line Res. @ 25°C	3.81 Ω
Rating - Duty	40C AMB-CONT	Temp. Rise @ Rated Load	44°C		
S.F. Amps		Temp. Rise @ S.F. Load	52°C		
		Locked-rotor Power Factor	42.2		
		Rotor inertia	0.298 LB-FT ²		

Load Characteristics 460 V, 60 Hz, 3 HP

% of Rated Load	25	50	75	100	125	150	S.F.
Power Factor	35	55	68	75	80	82	77
Efficiency	81.1	87.8	89.6	89.8	89.7	88.2	89.2
Speed	1791	1783	1773	1764	1753	1741	1754
Line amperes	2.47	2.85	3.43	4.09	4.89	5.78	4.63

Performance Graph at 460V, 60Hz, 3.0HP Typical performance - Not guaranteed values



AC Induction Motor Performance Data

Record # 57957

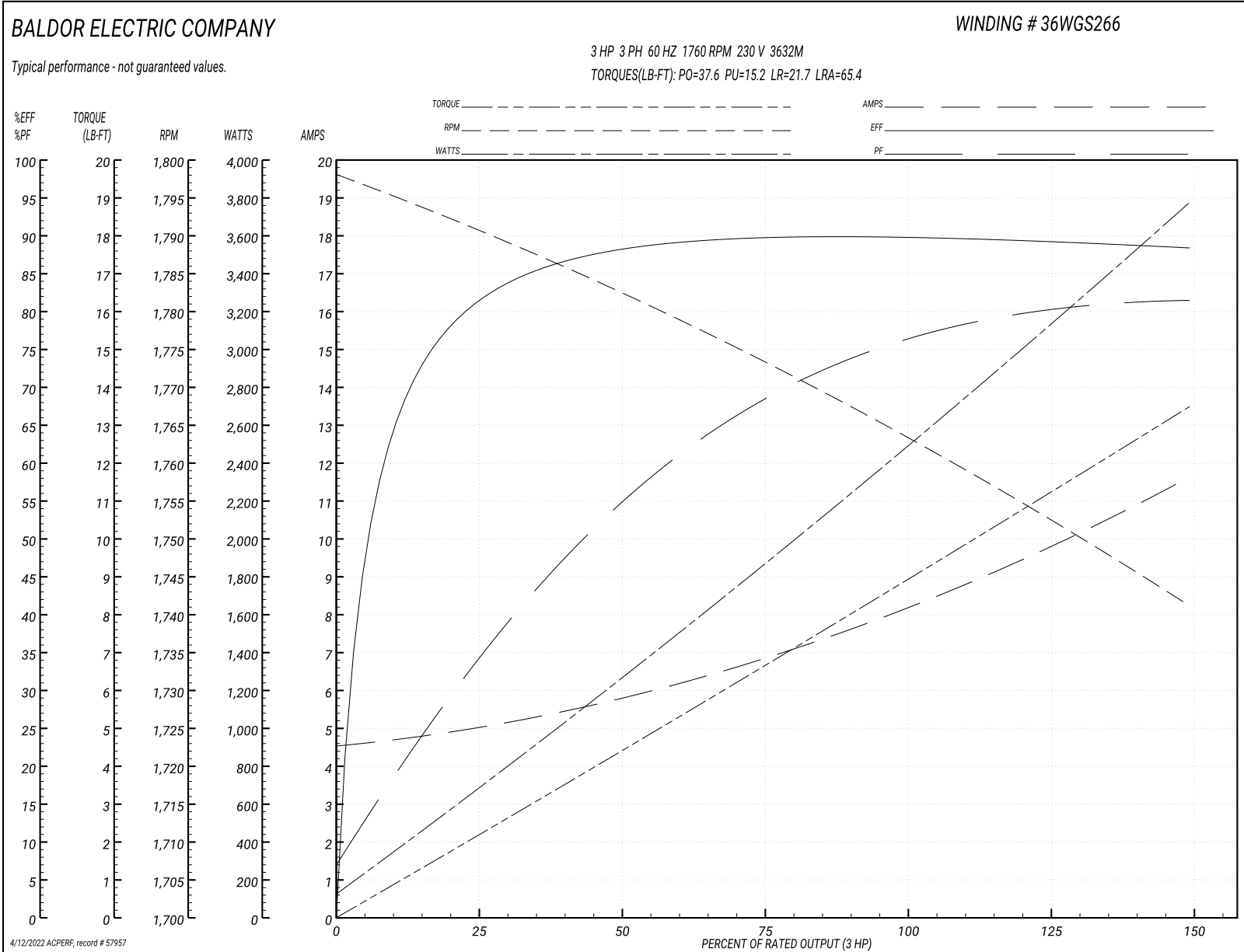
Typical performance - not guaranteed values

Winding: 36WGS266-R006		Type: 3632M		Enclosure: TEFC	
Nameplate Data			230 V, 60 Hz: Low Voltage Connection		
Rated Output (HP)	3	Full Load Torque	8.8 LB-FT		
Volts	230/460	Start Configuration	direct on line		
Full Load Amps	8.4/4.2	Breakdown Torque	37.6 LB-FT		
R.P.M.	1760	Pull-up Torque	15.2 LB-FT		
Hz	60 Phase	3	Locked-rotor Torque	21.7 LB-FT	
NEMA Design Code	B KVA Code	K	Starting Current	65.4 A	
Service Factor (S.F.)	1.15	No-load Current	4.6 A		
NEMA Nom. Eff.	89.5	Power Factor	75	Line-line Res. @ 25°C	0.953 Ω
Rating - Duty	40C AMB-CONT		Temp. Rise @ Rated Load	44°C	
S.F. Amps			Temp. Rise @ S.F. Load	52°C	
			Locked-rotor Power Factor	42.2	
			Rotor inertia	0.298 LB-FT ²	

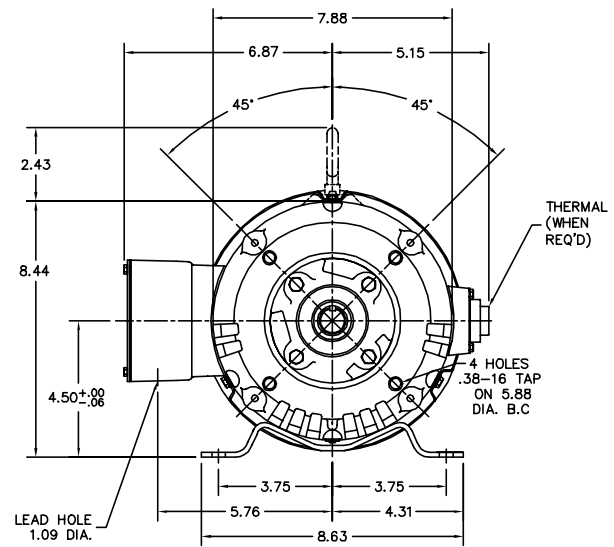
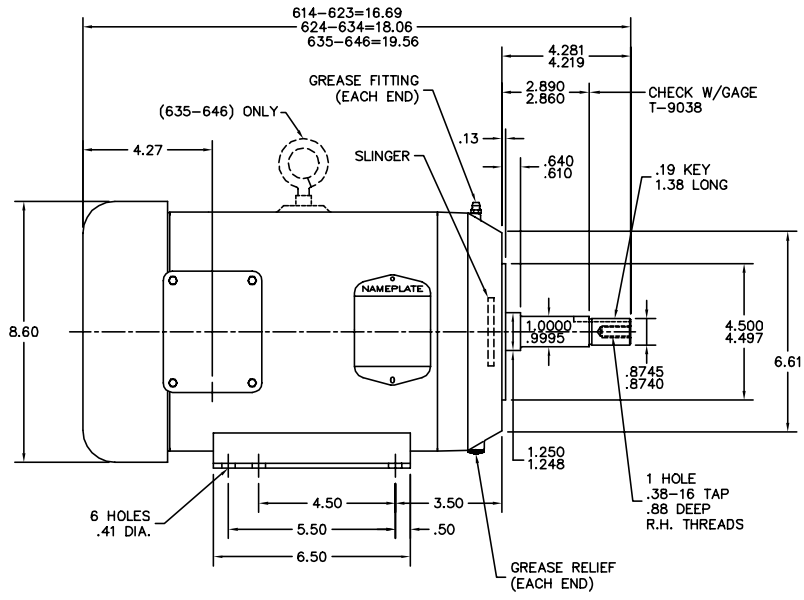
Load Characteristics 230 V, 60 Hz, 3 HP

% of Rated Load	25	50	75	100	125	150	S.F.
Power Factor	35	55	68	75	80	82	78
Efficiency	81.1	87.8	89.6	89.8	89.7	88.2	89.7
Speed	1791	1783	1773	1764	1753	1741	1757
Line amperes	4.94	5.7	6.86	8.18	9.78	11.6	9.14

Performance Graph at 230V, 60Hz, 3.0HP Typical performance - Not guaranteed values



36LYH017



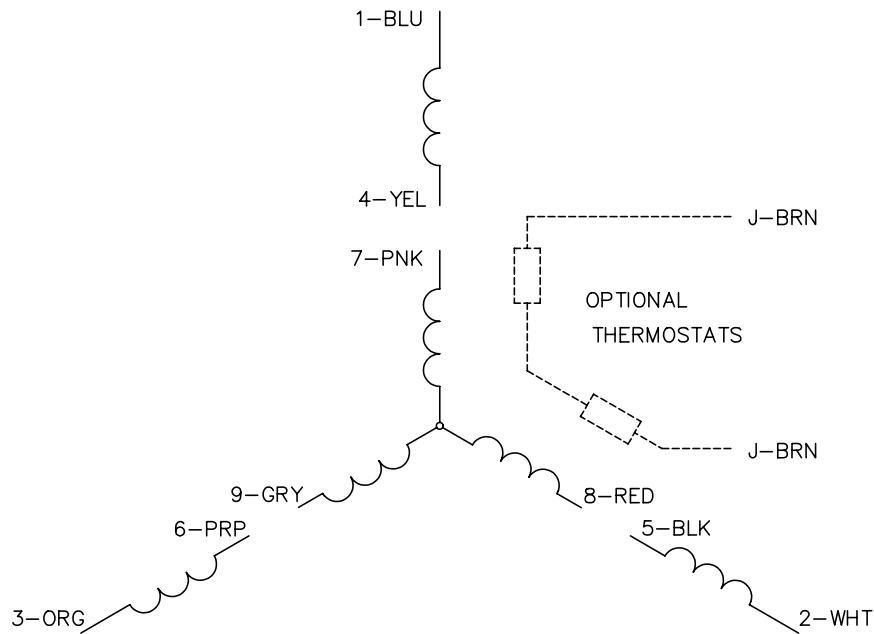
CUSTOMER IS RESPONSIBLE FOR DETERMINING THAT MOTOR PERFORMANCE IS SUITABLE IN THE APPLICATION.

REV. DESC: ADDED KOBX LEAD HOLE DIM			
REV. LTR: M	BY: RMP	REVISED: 07:25:39 09/09/2004	TDR: 342770
FILE: AAA00004174		REF: 36LYH017	
MTL: -			

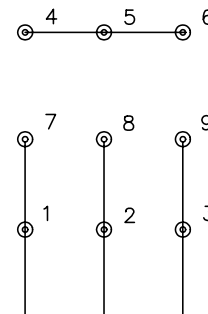
BALDOR ELECTRIC Co.
STD HORZ 182-4JM TEFC 36M

36LYH017

CD0005

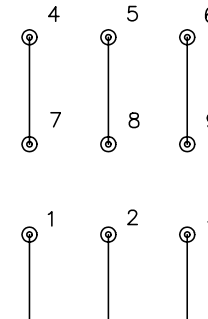


LOW VOLTAGE
(2Y)



LINE

HIGH VOLTAGE
(1Y)



LINE

NOTES:

1. INTERCHANGE ANY TWO LINE LEADS TO REVERSE ROTATION.
2. OPTIONAL THERMOSTATS ARE PROVIDED WHEN SPECIFIED.
3. ACTUAL NUMBER OF INTERNAL PARALLEL CIRCUITS MAY BE A MULTIPLE OF THOSE SHOWN ABOVE.
4. LEAD COLORS ARE OPTIONAL. LEADS MUST ALWAYS BE NUMBERED AS SHOWN.

REV. DESC: REVISE TO SHOW OPTIONAL COLORS			
REV. LTR: E	BY: JLP	REVISED: 01/19/99 10:15	TDR: 0171435
90000		FILE: AAA00005140	MDL: -
		MTL: -	

BALDOR ELECTRIC Co.

3PH, DV, 9 LEADS

CD0005