

BALDOR® • RELIANCE 

Product Information Packet

EM2555T-4G

100HP, 1780RPM, 3PH, 60HZ, 404T, 4484M, OPSB, F

Part Detail							
Revision:	B	Status:	PRD/A	Change #:		Proprietary:	No
Type:	AC	Elec. Spec:	44WGW390	CD Diagram:	CD0382	Mfg Plant:	
Mech. Spec:	44E227	Layout:	44LYE227	Poles:	04	Created Date:	09-01-2017
Base:	RG	Eff. Date:	02-04-2019	Leads:	6#4		

Specs			
Catalog Number:	EM2555T-4G	KVA Code:	H
Enclosure:	OPSB	Lifting Lugs:	Standard Lifting Lugs
Frame:	404T	Locked Bearing Indicator:	Locked Bearing
Frame Material:	Steel	Motor Lead Quantity/Wire Size:	6 @ 4 AWG
Output @ Frequency:	100.000 HP @ 60 HZ	Motor Lead Exit:	Ko Box
Synchronous Speed @ Frequency:	1800 RPM @ 60 HZ	Motor Lead Termination:	Flying Leads
Voltage @ Frequency:	460.0 V @ 60 HZ	Motor Type:	4484M
Agency Approvals:	CSA	Mounting Arrangement:	F1
	CSA EEV	Power Factor:	83
	UR	Product Family:	General Purpose
Auxillary Box:	No Auxillary Box	Pulley End Bearing Type:	Ball
Auxillary Box Lead Termination:	None	Pulley Face Code:	Standard
Base Indicator:	Rigid	Pulley Shaft Indicator:	Standard
Bearing Grease Type:	Polyrex EM (-20F +300F)	Rodent Screen:	None
Blower:	None	Shaft Extension Location:	Pulley End
Current @ Voltage:	118.000 A @ 460.0 V	Shaft Ground Indicator:	Shaft Grounding
Design Code:	A	Shaft Rotation:	Reversible
Drip Cover:	No Drip Cover	Shaft Slinger Indicator:	No Slinger

Duty Rating:	CONT	Speed Code:	Single Speed
Electrically Isolated Bearing:	Not Electrically Isolated	Motor Standards:	NEMA
Feedback Device:	NO FEEDBACK	Starting Method:	Wye Start - Delta Run
Front Face Code:	Standard	Thermal Device - Bearing:	None
Front Shaft Indicator:	None	Thermal Device - Winding:	None
Heater Indicator:	No Heater	Vibration Sensor Indicator:	No Vibration Sensor
Insulation Class:	H	Winding Thermal 1:	None
Inverter Code:	Inverter Ready	Winding Thermal 2:	None

Nameplate NP2138LUA											
CAT.NO.	EM2555T-4G			P/N				ENCLOSURE	OPSB		
SPEC.	44E227W390G1		CC	010A		FRAME	404T		S/N		
HP	100			CLASS	H		HZ	60			
RPM	1780			PH	3		DES	A			
VOLT	460			KVA-CODE	H		ODE BRG	6312		DE BRG	6316
AMP	118			USABLE AT	208V						
RATING	40C AMB-CONT			GREASE	POLYREX EM						
NEMA-NOM-EFF	95.4	PF	83	SER.F.	1.15						
HTR-VOLTS	50HZ 100HP 380V 139A SF1.0										
HTR-AMPS											

Parts List		
Part Number	Description	Quantity
SA344155	SA 44E227W390G1	1.000 EA
RA332631	RA 44E227W390G1	1.000 EA
HA6731	LIFTING LUG FOR 44 FRAME MOTORS.	2.000 EA
HA6648A01	CAST ADAPTER, 44 FRAME - NEMA 404-5 - MA	1.000 EA
19XW3816A16	.38-16 X 1.00 HEX WASHER HEAD TAPTITE II	2.000 EA
HW1001A38	LOCKWASHER 3/8, ZINC PLT .688 OD, .382 I	2.000 EA
18CB1006A04	CB 318 3.62 LD HOLE, .38 MTG HOLE & 3.88	1.000 EA
19XW3118A16	.31-18 HEX WASHER HEAD TAPTITE II 1.00 L	4.000 EA
HW1001A31	LOCKWASHER 5/16, ZINC PLT.591 OD, .319 I	4.000 EA
WD1000B25	GND LUG, BURNDY L125HP OR T&B L125HP-BB	1.000 EA
10XN3118K08	5/16-18 X .50 GRADE #5, STL, ZINC PLATE	1.000 EA
HW1001A31	LOCKWASHER 5/16, ZINC PLT.591 OD, .319 I	1.000 EA
44EP1203A02	FREP, MACH	1.000 EA
HW5100A15	W4997-050 WVY WSHR (WB)	1.000 EA
10XN3816K48	3/8-16 X 3 HEX HD CAP SCREW,Z/P	4.000 EA
HW1001A38	LOCKWASHER 3/8, ZINC PLT .688 OD, .382 I	4.000 EA
44EP1202A01	PU ENDPLATE, MACH.	1.000 EA
XY5013A12	NUT,1/2-13,HEX,STEEL,ZINCPLATED	8.000 EA
18CB1506A01	CB LID 318 FOR 18CB1006	1.000 EA
10XN3118K16	5/16-18 X 1' GRADE #5, STL, ZINC PLATE	4.000 EA
HW1001A31	LOCKWASHER 5/16, ZINC PLT.591 OD, .319 I	4.000 EA
HW2501K66	KEY, 3/4 SQ X 5.625	1.000 EA
LB1115N	LABEL,LIFTING DEVICE (ON ROLLS)	1.000 EA
HW4500A03	GREASE FITTING, .125 NPT 1610(ALEMITE) 8	1.000 EA

Parts List (continued)		
Part Number	Description	Quantity
HW4500A20	1/8NPT SL PIPE PLUG	1.000 EA
HA4051A00	PLASTIC CAP FOR GREASE FITTING	1.000 EA
MJ1000A02	GREASE, MOBIL POLYREX EM - 124047	0.030 LB
HW4500A03	GREASE FITTING, .125 NPT 1610(ALEMITE) 8	1.000 EA
HW4500A20	1/8NPT SL PIPE PLUG	1.000 EA
HA4051A00	PLASTIC CAP FOR GREASE FITTING	1.000 EA
MG1000Y03	MUNSELL 2.53Y 6.70/ 4.60, GLOSS 20,	0.080 GA
85XU0407S04	4X1/4 U DRIVE PIN STAINLESS	4.000 EA
44AD2001A01	BAFFLE 44 OPEN,"X"=1.00, SLOTTED BAND MT	1.000 EA
44AD2001A01	BAFFLE 44 OPEN,"X"=1.00, SLOTTED BAND MT	1.000 EA
HA3175A04	THRUBOLT STUD 1/2-13 X 26.000 - GRADE 2	4.000 EA
LB1119N	WARNING LABEL	1.000 EA
LC0382	CONNECTION LABEL	1.000 EA
NP2138LUA	ALUM SUPER-E UL CSA-EEV PREM CC (300SER)	1.000 EA
44PA1000	PK GP COMB PRINT 39-3/8X31X23-7/8	1.000 EA
MN416A01	TAG-INSTAL-MAINT no wire (2100/bx) 4/22	1.000 EA

AC Induction Motor Performance Data

Record # 66624

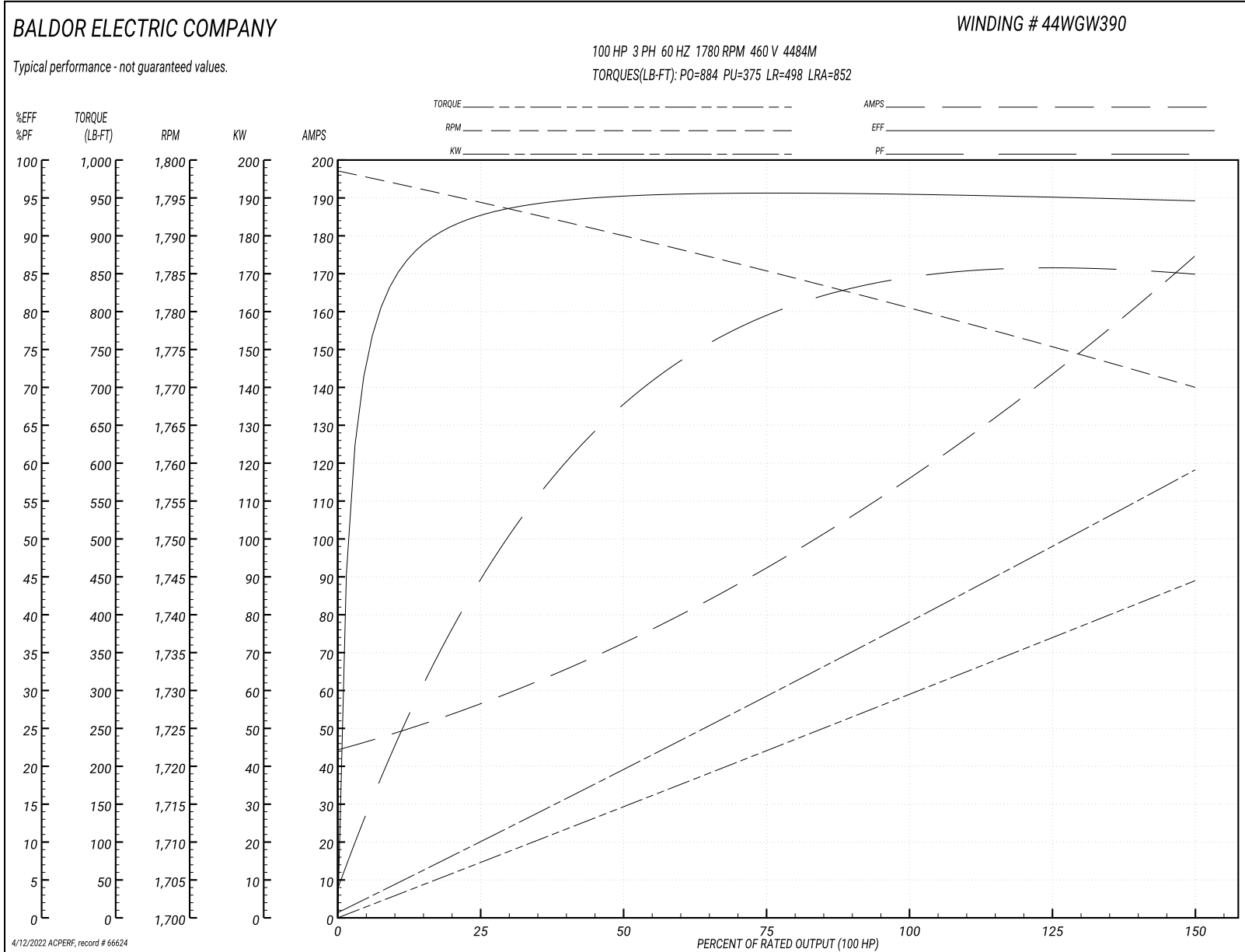
Typical performance - not guaranteed values

Winding: 44WG390-R002		Type: 4484M		Enclosure: OPSB	
Nameplate Data			460 V, 60 Hz: High Voltage Connection		
Rated Output (HP)	100	Full Load Torque	295 LB-FT		
Volts	460	Start Configuration	direct on line		
Full Load Amps	118	Breakdown Torque	884 LB-FT		
R.P.M.	1780	Pull-up Torque	375 LB-FT		
Hz	60 Phase	3	Locked-rotor Torque	498 LB-FT	
NEMA Design Code	A KVA Code	H	Starting Current	852 A	
Service Factor (S.F.)	1.15	No-load Current	46.4 A		
NEMA Nom. Eff.	95.4 Power Factor	83	Line-line Res. @ 25°C	0.045551 Ω	
Rating - Duty	40C AMB-CONT		Temp. Rise @ Rated Load	47°C	
S.F. Amps			Temp. Rise @ S.F. Load	57°C	
			Locked-rotor Power Factor	25.4	
			Rotor inertia	15.9 LB-FT ²	

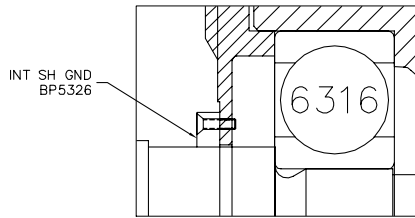
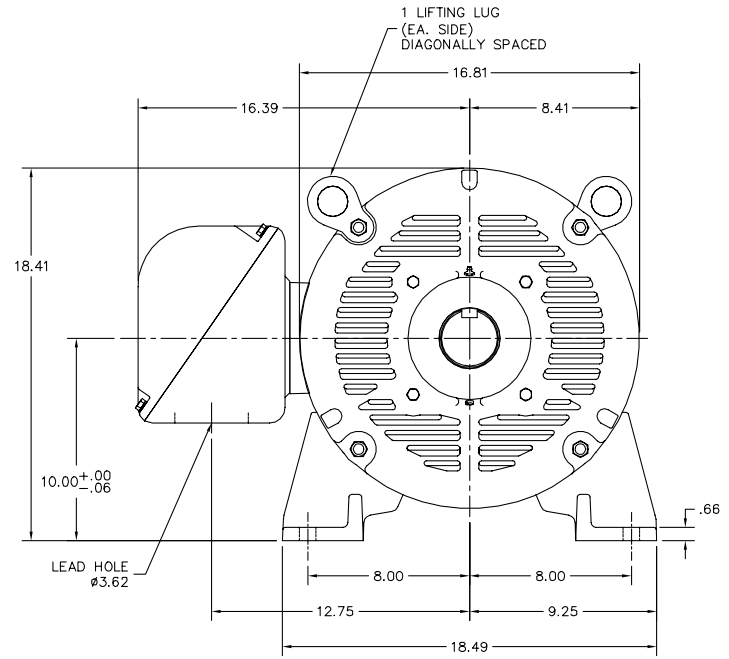
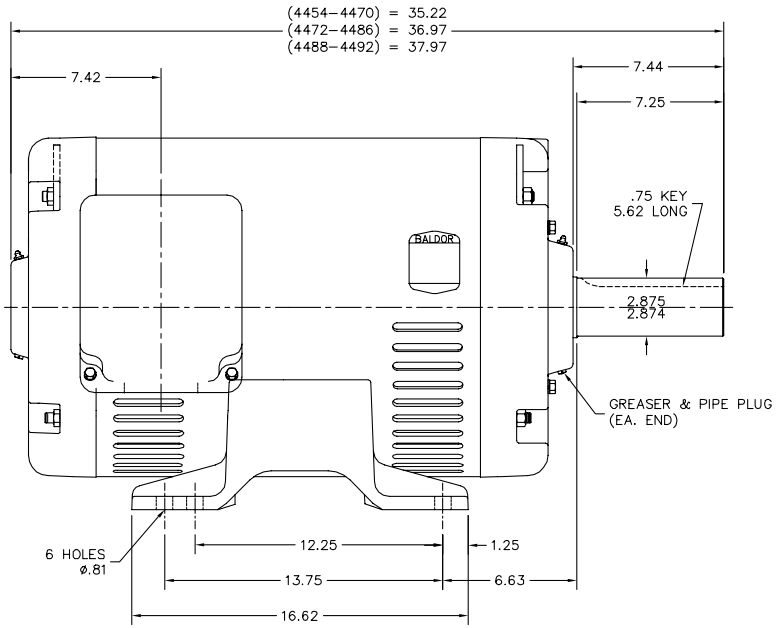
Load Characteristics 460 V, 60 Hz, 100 HP

% of Rated Load	25	50	75	100	125	150	S.F.
Power Factor	46	70	79	83	85	86	84
Efficiency	92.6	95.3	95.7	95.6	95.2	94.6	95.4
Speed	1794	1789.8	1785.5	1780.7	1775.5	1769.8	1778
Line amperes	54.2	70.6	92.8	118	145	173	134

Performance Graph at 460V, 60Hz, 100.0HP Typical performance - Not guaranteed values



44LYE227



PU. RETAINER DETAIL

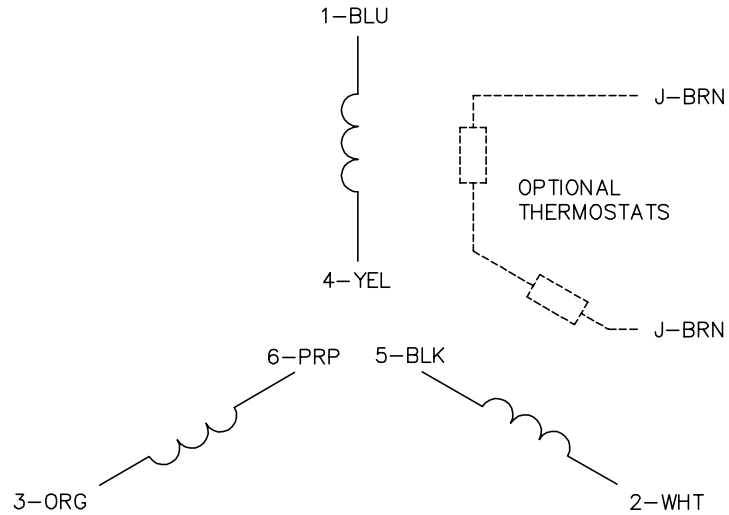
CUSTOMER IS RESPONSIBLE FOR DETERMINING THAT BALDOR'S PRODUCT WILL PERFORM SUITABLY IN THE INTENDED APPLICATION.

REV. DESC: REMOVE LOCKNUT PROVISIONS		
REV. LTR: A	VERSION: 01	TDR: 000000959631
FILE: \AAA\00187\459	REVISED: 09:41:45 01/05/2016	BY: ENMARSO
MTL: -		

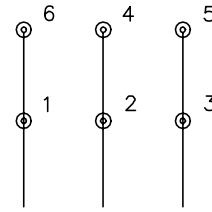
BALDOR
 HORZ OPSB 404-5T W/INT SH GND
 SH 1 of 1

44LYE227

CD0382

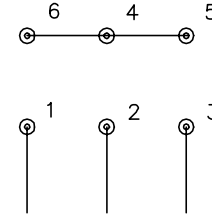


RUN CONNECTION (1D)



LINE

START CONNECTION (1Y)



LINE

NOTES:

1. INTERCHANGE ANY TWO LINE LEADS TO REVERSE ROTATION.
2. OPTIONAL THERMOSTATS ARE PROVIDED WHEN SPECIFIED.
3. ACTUAL NUMBER OF INTERNAL PARALLEL CIRCUITS MAY BE A MULTIPLE OF THOSE SHOWN ABOVE.
4. LEAD COLORS ARE OPTIONAL. LEADS MUST ALWAYS BE NUMBERED AS SHOWN.
5. FOR ACROSS-THE-LINE STARTING, USE 'RUN' CONNECTION.

CD0382

REV. DESC: ADD CLASS CONN00000007		
REV. LTR: F	VERSION: 01	TDR: 000001099922
FILE: \AAA\00005\243	REVISED: 09:05:32 02/19/2019	BY: ENBRIRO
MTL: -	© □	

BALDOR - RELIANCE®

3PH, SV, 6 LEADS, Y START/D RUN

SH 1 of 1

Marketing maintained PDF of MN416:

<http://www.baldor.com/support/Literature/Load.ashx/MN416?ManNumber=MN416>