

BALDOR • RELIANCE

Customer information packet

EM2564T-4

200HP, 1190RPM, 3PH, 60HZ, 447T, 18112M, OPEN

Class - None

Division - Not Applicable

Specifications

Enclosure	DP
Frame	447T
Frame Material	Iron
Frequency	60.00 Hz
Motor Letter Type	Three Phase
Output @ Frequency	200.000 HP @ 60 HZ
Phase	3
Synchronous Speed @ Frequency	1200 RPM @ 60 HZ
Voltage @ Frequency	460.0 V @ 60 HZ
XP Class and Group	None
XP Division	Not Applicable
Agency Approvals	CSA EEV CCSA US
Ambient Temperature	40 °C
Auxillary Box	No Auxillary Box
Base Indicator	Rigid
Bearing Grease Type	Polyrex EM (-20F +300F)
Current @ Voltage	232.000 A @ 460.0 V
Design Code	B
Drip Cover	No Drip Cover
Duty Rating	CONT
Efficiency @ 100% Load	95.4 %
Feedback Device	NO FEEDBACK
Heater Indicator	No Heater
High Voltage Full Load Amps	232.0 a
Insulation Class	F
Inverter Code	Inverter Ready
KVA Code	F
Lifting Lugs	No Lifting Lugs
Motor Lead Quantity/Wire Size	6 @ 1 AWG
Motor Standards	NEMA
Motor Type	A44090M

Part detail

Revision	L
Type	AC
Mech. spec.	
Base	
Status	PRD/A
Elec. spec.	A44WG1523
Layout	616508-283
Eff. date	02-24-2017
CD Diagram	416820-008
Poles	06
Leads	6#1
Proprietary	False
Created date	10-19-2010

Mounting Arrangement	F1
Number of Poles	6
Overall Length	43.06 IN
Power Factor	84
Pulley End Bearing Type	Ball
Pulley Face Code	C-Face
Service Factor	1.15
Shaft Diameter	3.375 IN
Shaft Ground Indicator	No Shaft Grounding
Shaft Rotation	Reversible
Shaft Slinger Indicator	No Slinger
Speed	1190 rpm
Speed Code	Single Speed
Starting Method	Wye Start - Delta Run
Thermal Device - Bearing	None
Thermal Device - Winding	None

Nameplate

NP2377L

CAT.NO.	EM2564T-4	SPEC NO.	P44G4512						
HP	200	AMPS	232	VOLTS	460	DESIGN	B		
FRAME	447T	RPM	1190	HZ	60	AMB	40	SF	1.15
DRIVE END BEARING	90BC03J30X	PHASE	3	DUTY	CONT	INSUL.CLASS	F		
OPP D.E. BEARING	90BC03J30X	TYPE	P	ENCL	DP	CODE	F		
SER.NO.		POWER FACTOR	84	NEMA-NOM-EFFICIENCY	95.4				
		MAX CORR KVAR	40.0	GUARANTEED EFFICIENCY	94.5				
		NEMA NOM/CSA QUOTED EFF							
		MOTOR WEIGHT	1827						

Parts list

Part number	Description	Quantity
SA209272	SA P44G4512	1.000 ea
RA196534	RA P44G4512	1.000 ea
000613006PU	N/P (RELEASE QTY 10,000) UL CSA LABEL	1.000 ea
000692000FF	N/P	1.000 ea
000692000VD	LABEL WARNING	1.000 ea
NP2377L	SS SUPER-E CC CSA-C US CSA-EEV (LASER)	1.000 ea
421948044	LABEL, MYLAR	1.000 ea
004824015A	GREASE POLYREX EM	1.156 lb
032018005AK	HHCS 1/4-20X5/8 PLATED	4.000 ea
032018028EK	HHCS 5/8-11X3-1/2L PLTD	4.000 ea
032018036DK	HHCS 1/2-13X4-1/2 PLTD.	3.000 ea
034000012AB	WSHR 1/4 STD. PLATED	4.000 ea
034017012AB	LCKW 1/4 STD. PLATED 034017012AF	4.000 ea
034600001AA	BUSH 1/4TO1/8 BLACK	1.000 ea
035000001G	GREASE RELIEF FITTING, ALEMITE 317400	1.000 ea
089439051A	BRKT 440 089439051WCB	1.000 ea
418151014G	RETAIN RING	1.000 ea
089439051A	BRKT 440 089439051WCB	1.000 ea
702611001A	BAFFL 440 SUB PAINT	1.000 ea
032018005AK	HHCS 1/4-20X5/8 PLATED	4.000 ea
032018028EK	HHCS 5/8-11X3-1/2L PLTD	4.000 ea
032018036DK	HHCS 1/2-13X4-1/2 PLTD.	3.000 ea
034000012AB	WSHR 1/4 STD. PLATED	4.000 ea
034017012AB	LCKW 1/4 STD. PLATED 034017012AF	4.000 ea
034600001AA	BUSH 1/4TO1/8 BLACK	1.000 ea
035000001G	GREASE RELIEF FITTING, ALEMITE 317400	1.000 ea
410700004A	WSHR	1.000 ea
702611001A	BAFFL 440 SUB PAINT	1.000 ea
032018008DK	HHCS 1/2-13X1 PLATED	4.000 ea
033512004LB	HHTTS 1/4-20X1/2 PLTD.	1.000 ea
033512006LB	HHTTS 1/4-20X3/4 PLTD.	8.000 ea

035000001A	ALFTG 1/8" 1610-BL	1.000 ea
035000001A	ALFTG 1/8" 1610-BL	1.000 ea
048897010DJ	BUSH - 445	1.000 ea
406056008A	GASKET, TERBD 440	1.000 ea
415000103D	T/LUG #4AWG-1/0AWG W/HOLE FOR .250 BOLT	1.000 ea
418150003A	GREASE FITTING CAP	1.000 ea
418150003A	GREASE FITTING CAP	1.000 ea
418153001A	GASK 440	1.000 ea
702658001B	+C/BOX, PAINTED 440	1.000 ea
702658002A	+C/BOX CVR, PAINTED 440	1.000 ea
MG1025Y17	WILKOFAST, 789.701, SUPER E PEARL GOLD	0.375 ga
033775004EA	DRSCR #6-1/4 304 S.S.	2.000 ea
034180054KA	7/8 SQ X 6.75 KEY	1.000 ea

616508-283

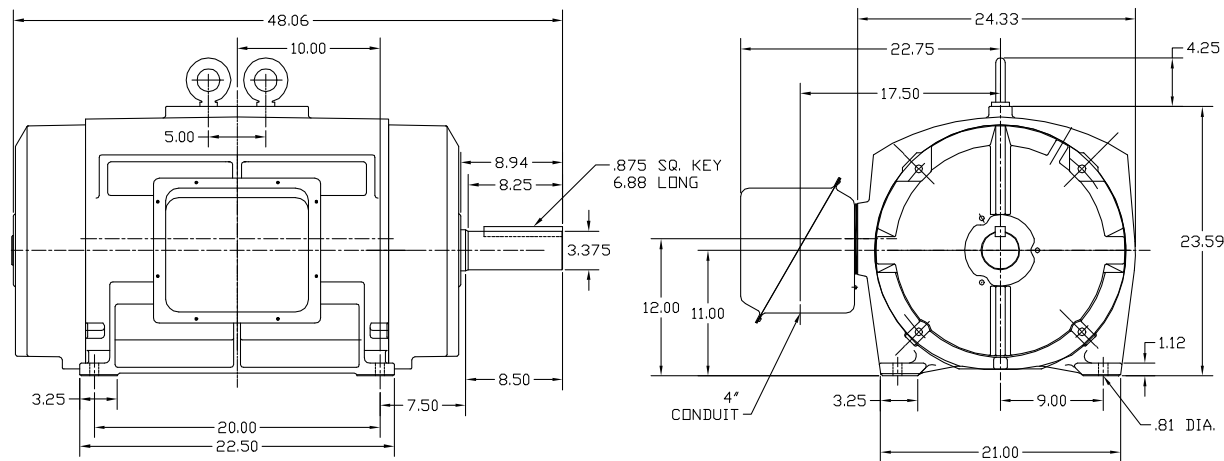
DUTY MASTER ALTERNATING CURRENT MOTORS

SQUIRREL-CAGE INDUCTION

ENCLOSURE: PROTECTED
MOUNTING: FOOT

COOLING: SELF VENTILATED

FRAME 447T
F-1 MOUNTING



SCALED DRAWINGG
SEE 604989-50 FOR COMPLETE DIMENSIONS

CUSTOMER IS RESPONSIBLE FOR DETERMINING THAT BALDOR'S PRODUCT WILL PERFORM SUITABLY IN THE INTENDED APPLICATION.

REV. DESC: DRAWING ERROR. UPDATE ENCLOSURE TO PROTECTED		
REV. LTR: A	VERSION: 01	TDR: 000001079083
FILE: \RAG\00020\619	REVISED: 03:22:32 07/23/2018	BY: RAG/JSS1
MTL: -		

BALDOR - RELIANCE®

DIM SHT 447T ODP FT ABOVE NEMA

SH 1 of 1

616508-283

SHAFT-BLK	Sample- <u>BLK</u>	Diameter AP	Sequence # 0000001 A	Material Spec BLKAP0000001A																																																																																																																																											
	<table border="1" style="width: 100%; border-collapse: collapse;"> <thead> <tr> <th style="width: 10%;">Diameter</th> <th style="width: 10%;">Code</th> <th style="width: 10%;">Sequence #</th> <th style="width: 40%;">Material Spec</th> <th style="width: 10%;">Code</th> </tr> </thead> <tbody> <tr><td>1.5</td><td>AA</td><td>XXXXXXX</td><td>046024-</td><td></td></tr> <tr><td>1.625</td><td>AB</td><td></td><td>FS CL1</td><td>A</td></tr> <tr><td>1.75</td><td>AC</td><td></td><td>FS CL2</td><td>B</td></tr> <tr><td>2</td><td>AD</td><td></td><td>AHS</td><td>C</td></tr> <tr><td>2.0625</td><td>AE</td><td></td><td>Z</td><td>D</td></tr> <tr><td>2.125</td><td>AF</td><td></td><td>NZ</td><td>E</td></tr> <tr><td>2.25</td><td>AG</td><td></td><td>GK</td><td>F</td></tr> <tr><td>2.5</td><td>AH</td><td></td><td>KA</td><td>G</td></tr> <tr><td>2.5625</td><td>AJ</td><td></td><td>APR CLVIII</td><td>J</td></tr> <tr><td>2.625</td><td>AK</td><td></td><td>LK</td><td>K</td></tr> <tr><td>2.75</td><td>AL</td><td></td><td>FS CL4</td><td>L</td></tr> <tr><td>3</td><td>AM</td><td></td><td>AAJ</td><td>M</td></tr> <tr><td>3.125</td><td>AN</td><td></td><td>HV</td><td>N</td></tr> <tr><td>3.25</td><td>AP</td><td></td><td>TB</td><td>P</td></tr> <tr><td>3.375</td><td>AQ</td><td></td><td>MR3008D38</td><td>Q</td></tr> <tr><td>3.5</td><td>AR</td><td></td><td>MU3000C75</td><td>R</td></tr> <tr><td>3.75</td><td>AS</td><td></td><td>MU3000D38</td><td>S</td></tr> <tr><td>3.875</td><td>AT</td><td></td><td>MU3002D12</td><td>T</td></tr> <tr><td>4.25</td><td>AU</td><td></td><td>MU3002D75</td><td>V</td></tr> <tr><td>4.5</td><td>AV</td><td></td><td>MU3003E75</td><td>W</td></tr> <tr><td>4.75</td><td>AW</td><td></td><td>MU3007D00</td><td>X</td></tr> <tr><td>5</td><td>AX</td><td></td><td></td><td></td></tr> <tr><td>5.25</td><td>AY</td><td></td><td></td><td></td></tr> <tr><td>5.5</td><td>AZ</td><td></td><td></td><td></td></tr> <tr><td>5.75</td><td>BA</td><td></td><td></td><td></td></tr> <tr><td>6.5</td><td>BB</td><td></td><td></td><td></td></tr> <tr><td>7.75</td><td>BC</td><td></td><td></td><td></td></tr> </tbody> </table>				Diameter	Code	Sequence #	Material Spec	Code	1.5	AA	XXXXXXX	046024-		1.625	AB		FS CL1	A	1.75	AC		FS CL2	B	2	AD		AHS	C	2.0625	AE		Z	D	2.125	AF		NZ	E	2.25	AG		GK	F	2.5	AH		KA	G	2.5625	AJ		APR CLVIII	J	2.625	AK		LK	K	2.75	AL		FS CL4	L	3	AM		AAJ	M	3.125	AN		HV	N	3.25	AP		TB	P	3.375	AQ		MR3008D38	Q	3.5	AR		MU3000C75	R	3.75	AS		MU3000D38	S	3.875	AT		MU3002D12	T	4.25	AU		MU3002D75	V	4.5	AV		MU3003E75	W	4.75	AW		MU3007D00	X	5	AX				5.25	AY				5.5	AZ				5.75	BA				6.5	BB				7.75	BC		
Diameter	Code	Sequence #	Material Spec	Code																																																																																																																																											
1.5	AA	XXXXXXX	046024-																																																																																																																																												
1.625	AB		FS CL1	A																																																																																																																																											
1.75	AC		FS CL2	B																																																																																																																																											
2	AD		AHS	C																																																																																																																																											
2.0625	AE		Z	D																																																																																																																																											
2.125	AF		NZ	E																																																																																																																																											
2.25	AG		GK	F																																																																																																																																											
2.5	AH		KA	G																																																																																																																																											
2.5625	AJ		APR CLVIII	J																																																																																																																																											
2.625	AK		LK	K																																																																																																																																											
2.75	AL		FS CL4	L																																																																																																																																											
3	AM		AAJ	M																																																																																																																																											
3.125	AN		HV	N																																																																																																																																											
3.25	AP		TB	P																																																																																																																																											
3.375	AQ		MR3008D38	Q																																																																																																																																											
3.5	AR		MU3000C75	R																																																																																																																																											
3.75	AS		MU3000D38	S																																																																																																																																											
3.875	AT		MU3002D12	T																																																																																																																																											
4.25	AU		MU3002D75	V																																																																																																																																											
4.5	AV		MU3003E75	W																																																																																																																																											
4.75	AW		MU3007D00	X																																																																																																																																											
5	AX																																																																																																																																														
5.25	AY																																																																																																																																														
5.5	AZ																																																																																																																																														
5.75	BA																																																																																																																																														
6.5	BB																																																																																																																																														
7.75	BC																																																																																																																																														

NOTE: DIMENSION ARE IN INCHES

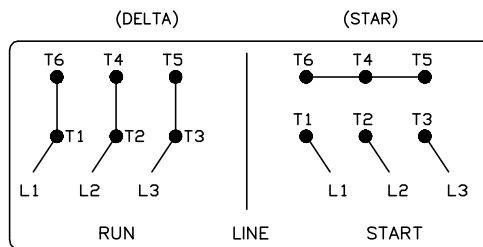
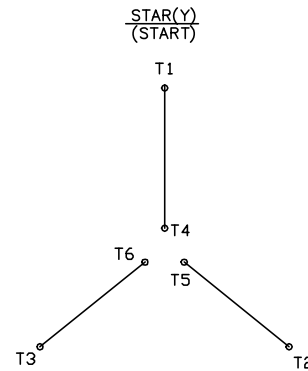
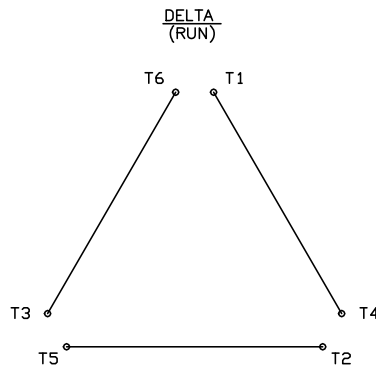
REV. DESC: NEW - LOAD TO BUS	TDR:1061922	 <small>A MEMBER OF THE ABB GROUP</small>	SHAFT-BLK
REV: -	REVISED: 2/22/2018		
SHAFT BLANK PART NUMBER ASSIGNMENT			

416820-008

A-C MOTOR CONNECTION DIAGRAM

STANDARD 6 LEAD

Y START – DELTA RUN



< N. P. 1767-DC >

REV. DESC: ADDED T4 TO Y CONNECT DIAGRAM		
REV. LTR: D	VERSION: 04	TDR: 00000847713
FILE: \RAG\00001\808	REVISED: 10: 41: 26 04/08/2014	BY: RAGJSS1
MTL: -	© □	

BALDOR

CONNECT DIAGRAM STD 6 LEAD Y START DELTA RUN

SH 1 of 1

416820-008