

BALDOR® • RELIANCE 

Product Information Packet

EM30004

.25HP,1140RPM,3PH,60HZ,48,3416M,OPEN,F1

Part Detail							
Revision:	C	Status:	PRD/A	Change #:		Proprietary:	No
Type:	AC	Elec. Spec:	34WGR138	CD Diagram:	CD0005	Mfg Plant:	
Mech. Spec:	34F002	Layout:	34LYF002	Poles:	06	Created Date:	10-03-2014
Base:	RG	Eff. Date:	02-23-2018	Leads:	9#18		

Specs			
Catalog Number:	EM30004	Inverter Code:	Not Inverter
Enclosure:	OPEN	KVA Code:	N
Frame:	48	Lifting Lugs:	No Lifting Lugs
Frame Material:	Steel	Locked Bearing Indicator:	No Locked Bearing
Output @ Frequency:	.250 HP @ 60 HZ	Motor Lead Quantity/Wire Size:	9 @ 18 AWG
Synchronous Speed @ Frequency:	1200 RPM @ 60 HZ	Motor Lead Exit:	Ko Box
Voltage @ Frequency:	230.0 V @ 60 HZ	Motor Lead Termination:	Flying Leads
	460.0 V @ 60 HZ	Motor Type:	3416M
XP Class and Group:	None	Mounting Arrangement:	F1
XP Division:	Not Applicable	Power Factor:	48
Agency Approvals:	C UR US ENERGY	Product Family:	General Purpose
Auxillary Box:	No Auxillary Box	Pulley End Bearing Type:	Ball
Auxillary Box Lead Termination:	None	Pulley Face Code:	Standard
Base Indicator:	Rigid	Pulley Shaft Indicator:	Standard
Bearing Grease Type:	Polyrex EM (-20F +300F)	Rodent Screen:	None
Blower:	None	RoHS Status:	ROHS COMPLIANT
Current @ Voltage:	.700 A @ 460.0 V	Shaft Extension Location:	Pulley End
	1.400 A @ 230.0 V	Shaft Ground Indicator:	No Shaft Grounding

	1.700 A @ 208.0 V	Shaft Rotation:	Reversible
Design Code:	B	Shaft Slinger Indicator:	No Slinger
Drip Cover:	No Drip Cover	Speed Code:	Single Speed
Duty Rating:	CONT	Motor Standards:	NEMA
Electrically Isolated Bearing:	Not Electrically Isolated	Starting Method:	Direct on line
Feedback Device:	NO FEEDBACK	Thermal Device - Bearing:	None
Front Face Code:	Standard	Thermal Device - Winding:	None
Front Shaft Indicator:	None	Vibration Sensor Indicator:	No Vibration Sensor
Heater Indicator:	No Heater	Winding Thermal 1:	None
Insulation Class:	B	Winding Thermal 2:	None

Nameplate NP3155L													
CAT.NO.	EM30004												
SPEC.	34F002R138G1												
HP	.25												
VOLTS	230/460												
AMP	1.4/7												
RPM	1140												
FRAME	48					HZ	60			PH	3		
SER.F.	1.35					CODE	N		DES	B		CL	B
F.L. AVG. EFF.	67.5					PF	48						
RATING	40C AMB-CONT												
CC										USABLE AT 208V	1.7		
DE	6203					ODE	6203						
ENCL	OPEN					SN							
	SFA 1.6/8												

Parts List		
Part Number	Description	Quantity
SA287912	SA 34F002R138G1	1.000 EA
RA274115	RA 34F002R138G1	1.000 EA
NS2512A01	INSULATOR, CONDUIT BOX X	1.000 EA
34CB3002A	CB CAST W/.88 DIA HOLE	1.000 EA
51XB1016A07	10-16 X 7/16 HXWSSLD SERTYB	2.000 EA
11XW1032G06	10-32 X .38, TAPTITE II, HEX WSHR SLTD U	1.000 EA
34EP3210A01SP	FR ENDPLATE, MACH	1.000 EA
HW5100A03	WAVY WASHER (W1543-017)	1.000 EA
34EP3212A02	PU ENDPLATE, MODEL 34 OPEN	1.000 EA
XY1032A02	10-32 HEX NUT DIRECTIONAL SERRATION	4.000 EA
34CB4517	CB LID 4 MTG HOLES .22 DIA STAMPED, FOR	1.000 EA
51XW0832A07	8-32 X .44, TAPTITE II, HEX WSHR SLTD SE	4.000 EA
MG1000Y03	MUNSELL 2.53Y 6.70/ 4.60, GLOSS 20,	0.014 GA
85XU0407S04	4X1/4 U DRIVE PIN STAINLESS	2.000 EA
HA3100A12	THRUBOLT 10-32 X 7.375	4.000 EA
LC0005E01	CONN.DIA./WARNING LABEL (LC0005/LB1119N)	1.000 EA
MN416A01	TAG-INSTAL-MAINT no wire (2100/bx) 4/22	1.000 EA
NP3155L	ALUM SUPER-E UL CSA CC "SEMS"	1.000 EA
35PA1066	PKG GRP, PRINT PK1001A01	1.000 EA

AC Induction Motor Performance Data

Record # 47465

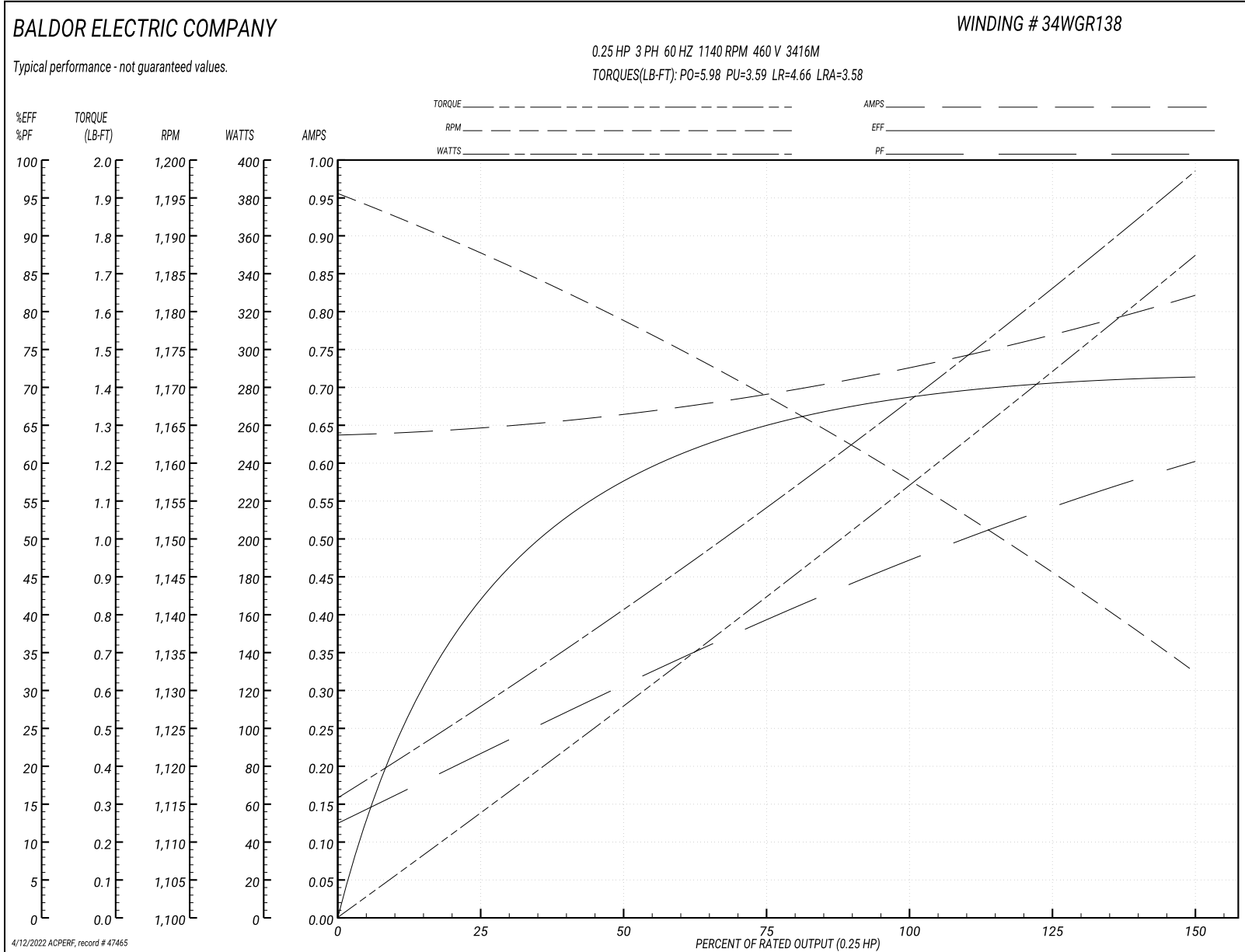
Typical performance - not guaranteed values

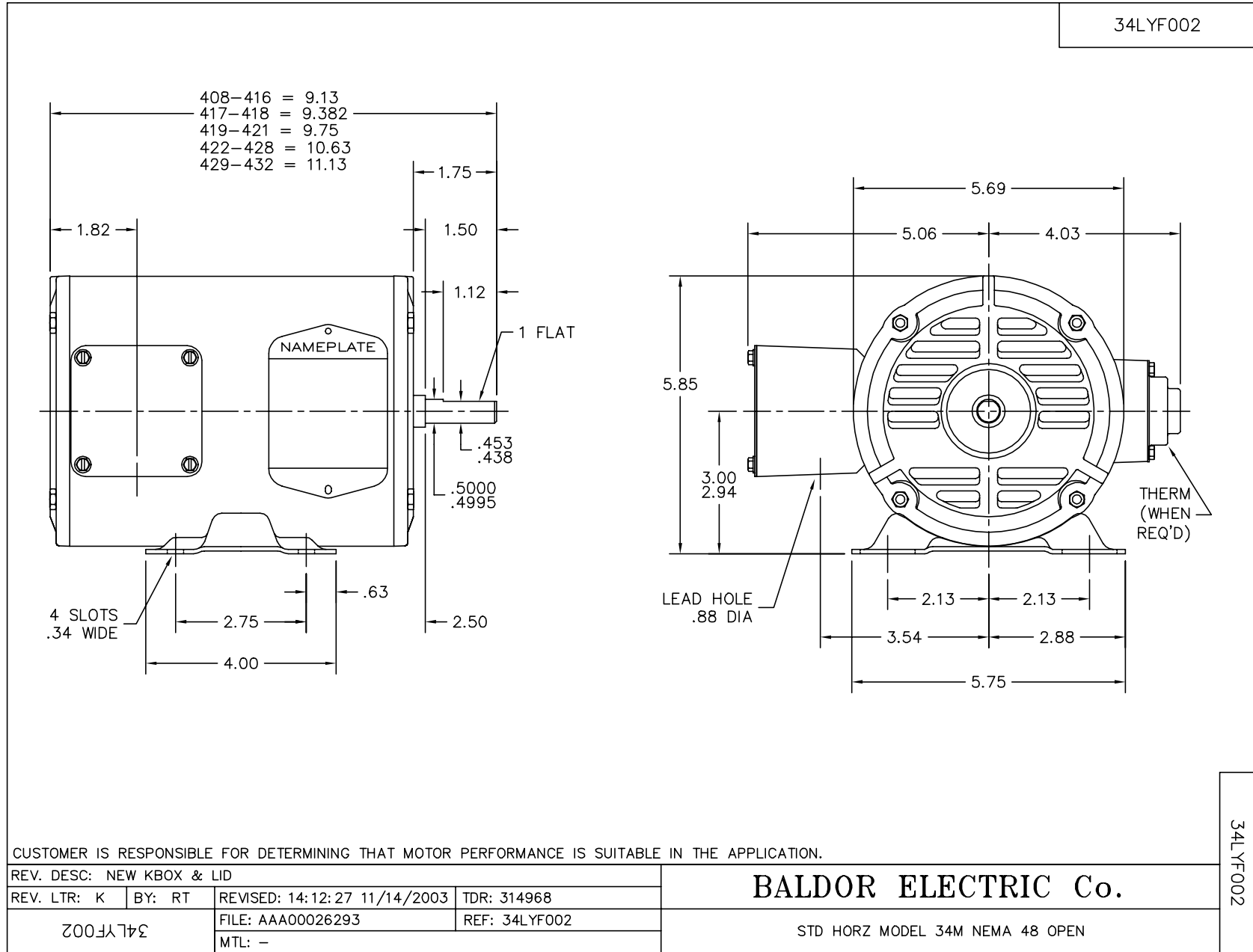
Winding: 34WGR138-R002		Type: 3416M		Enclosure: OPEN	
Nameplate Data			460 V, 60 Hz: High Voltage Connection		
Rated Output (HP)	.25	Full Load Torque	1.14 LB-FT		
Volts	230/460	Start Configuration	direct on line		
Full Load Amps	1.4/.7	Breakdown Torque	5.98 LB-FT		
R.P.M.	1140	Pull-up Torque	3.59 LB-FT		
Hz	60 Phase	3	Locked-rotor Torque	4.66 LB-FT	
NEMA Design Code	B KVA Code	N	Starting Current	3.58 A	
Service Factor (S.F.)	1.35		No-load Current	0.639 A	
NEMA Nom. Eff.	67.5	Power Factor	48		
Rating - Duty	40C AMB-CONT		Temp. Rise @ Rated Load	37°C	
S.F. Amps	1.6/.8		Temp. Rise @ S.F. Load	43°C	
			Locked-rotor Power Factor	65	
			Rotor inertia	0.038 LB-FT ²	

Load Characteristics 460 V, 60 Hz, 0.25 HP

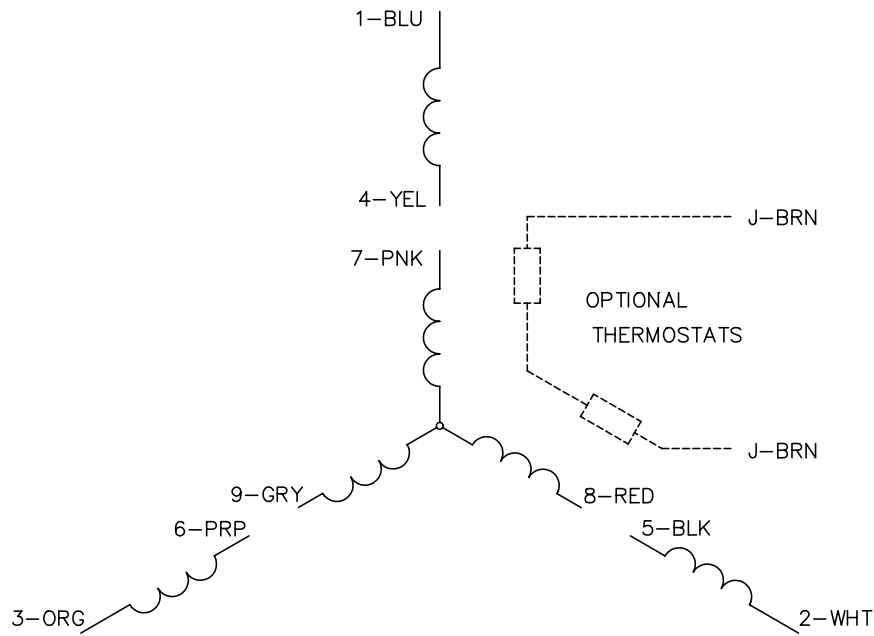
% of Rated Load	25	50	75	100	125	150	S.F.
Power Factor	22	31	39	47	54	60	56
Efficiency	42.6	57.9	65.1	68.7	70.8	71.3	71
Speed	1187	1178	1169	1158	1146	1132	1140
Line amperes	0.644	0.664	0.693	0.727	0.769	0.821	0.79

Performance Graph at 460V, 60Hz, 0.25HP Typical performance - Not guaranteed values

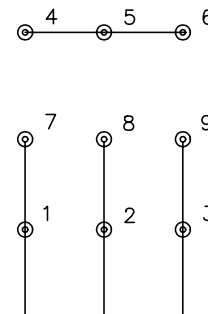




CD0005

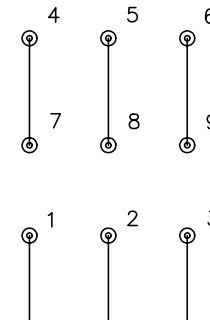


LOW VOLTAGE
(2Y)



LINE

HIGH VOLTAGE
(1Y)



LINE

NOTES:

1. INTERCHANGE ANY TWO LINE LEADS TO REVERSE ROTATION.
2. OPTIONAL THERMOSTATS ARE PROVIDED WHEN SPECIFIED.
3. ACTUAL NUMBER OF INTERNAL PARALLEL CIRCUITS MAY BE A MULTIPLE OF THOSE SHOWN ABOVE.
4. LEAD COLORS ARE OPTIONAL. LEADS MUST ALWAYS BE NUMBERED AS SHOWN.

REV. DESC: REVISE TO SHOW OPTIONAL COLORS			
REV. LTR: E	BY: JLP	REVISED: 01/19/99 10:15	TDR: 0171435
90000		FILE: AAA00005140	MDL: -
		MTL: -	

BALDOR ELECTRIC Co.

3PH, DV, 9 LEADS

CD0005