

**BALDOR® • RELIANCE** 

**Product Information Packet**

**EM3207T**

**1.5HP,1170RPM,3PH,60HZ,182T,3628M,OPSB,F**

Part Detail							
Revision:	Q	Status:	PRD/A	Change #:		Proprietary:	No
Type:	AC	Elec. Spec:	36WGS949	CD Diagram:	CD0005	Mfg Plant:	
Mech. Spec:	36G548	Layout:	36LYG548	Poles:	06	Created Date:	05-30-2012
Base:	RG	Eff. Date:	04-04-2019	Leads:	9#16		

Specs			
Catalog Number:	EM3207T	Heater Indicator:	No Heater
Enclosure:	OPSB	Insulation Class:	F
Frame:	182T	Inverter Code:	Inverter Ready
Frame Material:	Steel	KVA Code:	K
Output @ Frequency:	1.500 HP @ 60 HZ	Lifting Lugs:	Standard Lifting Lugs
Synchronous Speed @ Frequency:	1200 RPM @ 60 HZ	Locked Bearing Indicator:	No Locked Bearing
Voltage @ Frequency:	460.0 V @ 60 HZ	Motor Lead Quantity/Wire Size:	9 @ 16 AWG
	230.0 V @ 60 HZ	Motor Lead Exit:	Ko Box
XP Class and Group:	None	Motor Lead Termination:	Flying Leads
XP Division:	Not Applicable	Motor Type:	3628M
Agency Approvals:	UR	Mounting Arrangement:	F1
	CSA EEV	Power Factor:	64
	CSA	Product Family:	General Purpose
Auxillary Box:	No Auxillary Box	Pulley End Bearing Type:	Ball
Auxillary Box Lead Termination:	None	Pulley Face Code:	Standard
Base Indicator:	Rigid	Pulley Shaft Indicator:	Standard
Bearing Grease Type:	Polyrex EM (-20F +300F)	Rodent Screen:	None
Blower:	None	Shaft Extension Location:	Pulley End

<b>Current @ Voltage:</b>	2.500 A @ 460.0 V	<b>Shaft Ground Indicator:</b>	No Shaft Grounding
	5.000 A @ 230.0 V	<b>Shaft Rotation:</b>	Reversible
	5.100 A @ 208.0 V	<b>Shaft Slinger Indicator:</b>	No Slinger
<b>Design Code:</b>	B	<b>Speed Code:</b>	Single Speed
<b>Drip Cover:</b>	No Drip Cover	<b>Motor Standards:</b>	NEMA
<b>Duty Rating:</b>	CONT	<b>Starting Method:</b>	Direct on line
<b>Electrically Isolated Bearing:</b>	Not Electrically Isolated	<b>Thermal Device - Bearing:</b>	None
<b>Feedback Device:</b>	NO FEEDBACK	<b>Thermal Device - Winding:</b>	None
<b>Front Face Code:</b>	Standard	<b>Vibration Sensor Indicator:</b>	No Vibration Sensor
<b>Front Shaft Indicator:</b>	None	<b>Winding Thermal 1:</b>	None
		<b>Winding Thermal 2:</b>	None

Nameplate NP1259LUA										
CAT.NO.	EM3207T									
SPEC.	36G548S949G1									
HP	1.5									
VOLTS	230/460									
AMPS	5/2.5									
R.P.M.	1170									
FRAME	182T					HZ	60		PH	3
SER.F.	1.15			CODE	K		DES	B	CLASS	F
NEMA NOM. EFF.	86.5					P.F.	64			
RATING	40C AMB-CONT									
CC	010A					USABLE AT 208V	5.1			
DE	6206					ODE	6205			
ENCL	OPSB			SN						
USABLE AT	50HZ 1.5HP 190/380V 5/2.5A									
										SF1.0

Parts List		
Part Number	Description	Quantity
SA245354	SA 36G548S949G1	1.000 EA
RA232240	RA 36G548S949G1	1.000 EA
36CB3004	36 CB CASTING W/1.09 DIA LEAD HOLE @ 6:0	1.000 EA
51XB1016A07	10-16 X 7/16 HXWSSLD SERTYB	2.000 EA
11XW1032G06	10-32 X .38, TAPTITE II, HEX WSHR SLTD U	1.000 EA
36EP3204B00	MASTER ODE,205 BRG,GRSR	1.000 EA
HW4500A01	1641B(ALEMITE)400 UNIV, GREASE FITT	1.000 EA
HW5100A05	WVY WSHR F/205 & 304 BRGS	1.000 EA
36EP3205D00	MASTER DE,206 BRG,1.197SH,GRSR	1.000 EA
HW4500A01	1641B(ALEMITE)400 UNIV, GREASE FITT	1.000 EA
XY2520A12	1/4-20 HEX NUT, DIRECTIONAL SERRATIONS	4.000 EA
36CB4516	750LIPPED CB LID - GALVANNEAL	1.000 EA
51XW0832A07	8-32 X .44, TAPTITE II, HEX WSHR SLTD SE	4.000 EA
HW2501E19	STD SQUARE KEY .25 SQUARE X 2.125 LONG	1.000 EA
HA7000A02	KEY RETAINER RING, 1 1/8 DIA, 1 3/8 DIA	1.000 EA
85XU0407S04	4X1/4 U DRIVE PIN STAINLESS	2.000 EA
HA6362ZP	LIFTING LUG FOR 36 FRAME MOTORS.	2.000 EA
MJ1000A02	GREASE, MOBIL POLYREX EM - 124047	0.050 LB
LB1115N	LABEL,LIFTING DEVICE (ON ROLLS)	1.000 EA
HA3101A25	THRUBOLT 1/4-20 X 11.000 OHIO ROD	4.000 EA
36AD2004A01	BAFFLE PLATE,MOD 36-SLTD BAND MTRS DELTA	2.000 EA
MG1000Y03	MUNSELL 2.53Y 6.70/ 4.60, GLOSS 20,	0.022 GA
LC0005E01	CONN.DIA./WARNING LABEL (LC0005/LB1119N)	1.000 EA
NP1259LUA	ALUM SUPER-E UL CSA-EEV CC NEMA PREMIUM	1.000 EA

<b>Parts List (continued)</b>		
<b>Part Number</b>	<b>Description</b>	<b>Quantity</b>
36PA1000	PKG GRP, PRINT PK1016A06	1.000 EA
MN416A01	TAG-INSTAL-MAINT no wire (2100/bx) 4/22	1.000 EA
PE-0000001	ZRTG PE ASSEMBLY	1.000 EA
FE-0000001	ZRTG FE ASSEMBLY	1.000 EA

<b>Accessories</b>		
<b>Part Number</b>	<b>Description</b>	<b>Multiplier</b>
36-3403	C FACE KIT	A8
36EP1405A09SP	D-FLANGE KIT	A8

**AC Induction Motor Performance Data**

Record # 53375

Typical performance - not guaranteed values

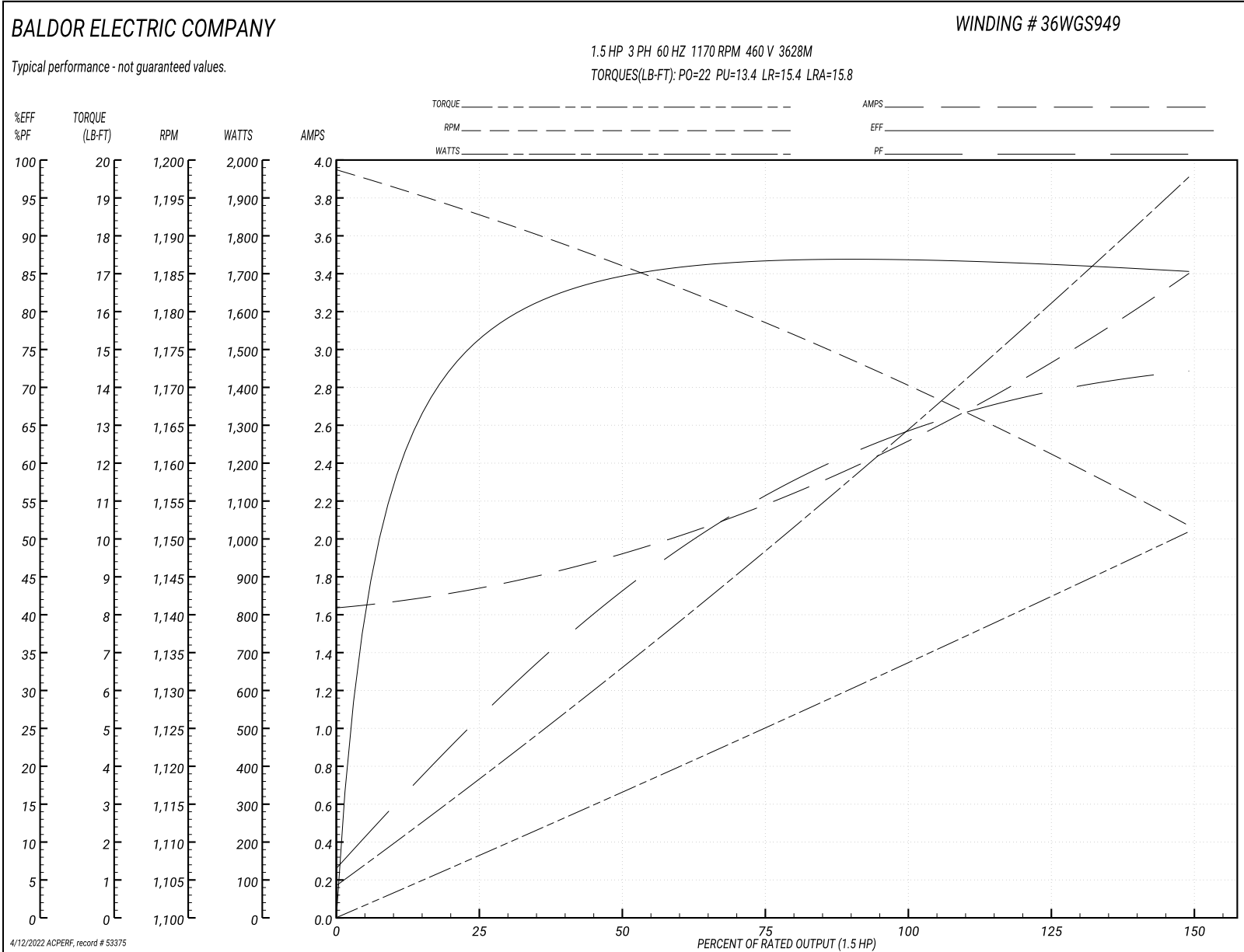
<b>Winding: 36WGS949-R004</b>		<b>Type: 3628M</b>		<b>Enclosure: OPSB</b>	
<b>Nameplate Data</b>			<b>460 V, 60 Hz: High Voltage Connection</b>		
<b>Rated Output (HP)</b>	1.5	<b>Full Load Torque</b>	6.72 LB-FT		
<b>Volts</b>	230/460	<b>Start Configuration</b>	direct on line		
<b>Full Load Amps</b>	5/2.5	<b>Breakdown Torque</b>	22 LB-FT		
<b>R.P.M.</b>	1170	<b>Pull-up Torque</b>	13.4 LB-FT		
<b>Hz</b>	60 <b>Phase</b>	3	<b>Locked-rotor Torque</b>	15.4 LB-FT	
<b>NEMA Design Code</b>	<b>B KVA Code</b>	K	<b>Starting Current</b>	15.8 A	
<b>Service Factor (S.F.)</b>	1.15		<b>No-load Current</b>	1.65 A	
<b>NEMA Nom. Eff.</b>	86.5 <b>Power Factor</b>	64	<b>Line-line Res. @ 25°C</b>	8.0884 Ω	
<b>Rating - Duty</b>	40C AMB-CONT		<b>Temp. Rise @ Rated Load</b>	24°C	
<b>S.F. Amps</b>			<b>Temp. Rise @ S.F. Load</b>	28°C	

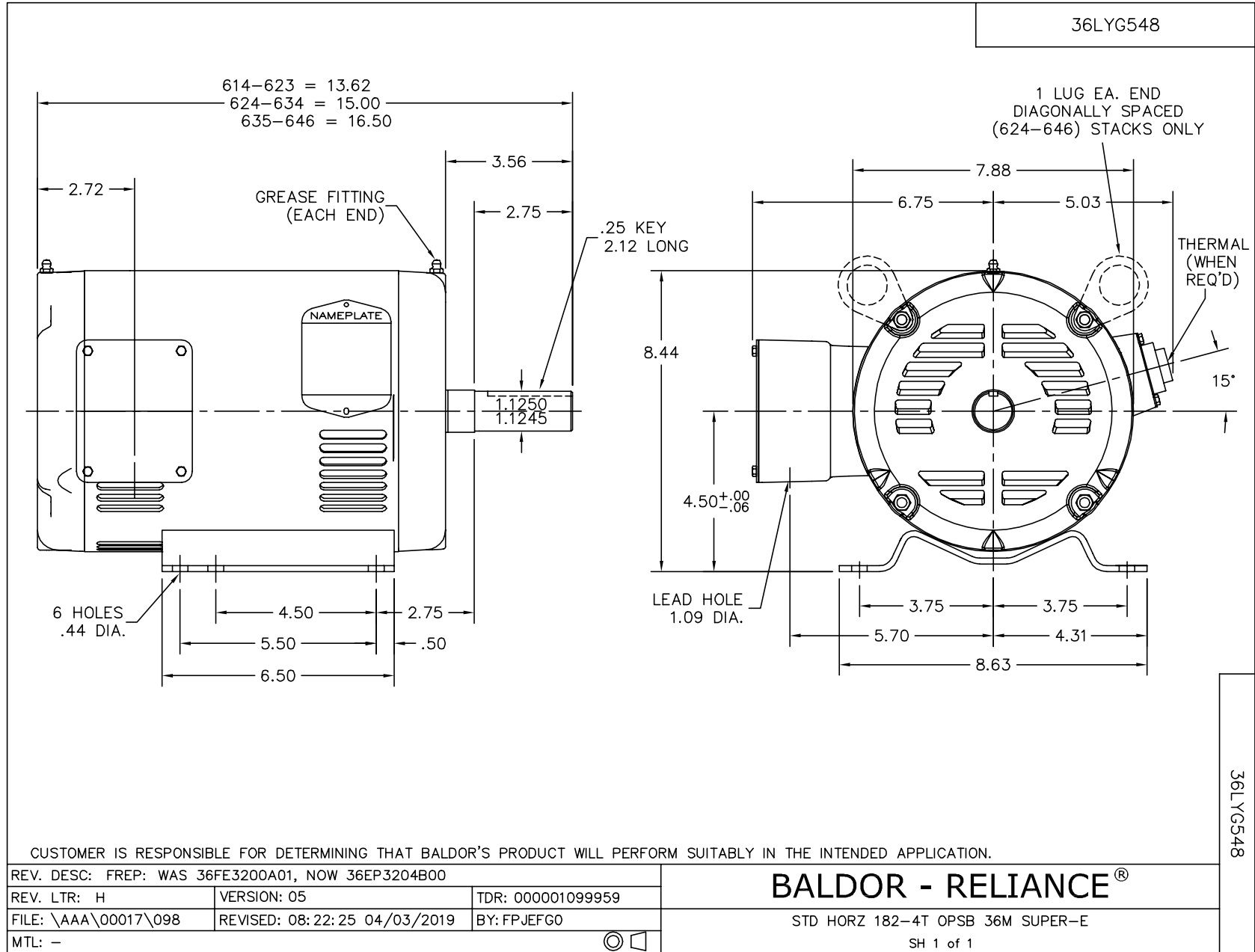
**Load Characteristics 460 V, 60 Hz, 1.5 HP**

<b>% of Rated Load</b>	<b>25</b>	<b>50</b>	<b>75</b>	<b>100</b>	<b>125</b>	<b>150</b>	<b>S.F.</b>
<b>Power Factor</b>	27	43	55	64	69	73	67
<b>Efficiency</b>	75.7	84.3	86.6	87	86.5	85.4	86.7
<b>Speed</b>	1192.8	1185.9	1178.5	1170.6	1161.7	1151.4	1165
<b>Line amperes</b>	1.72	1.91	2.18	2.52	2.94	3.39	2.77

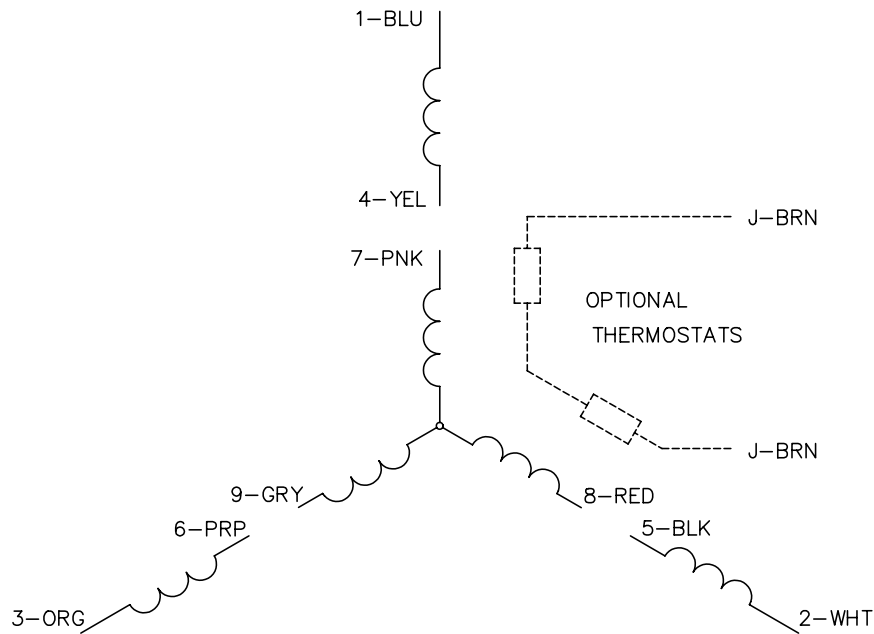


Performance Graph at 460V, 60Hz, 1.5HP Typical performance - Not guaranteed values

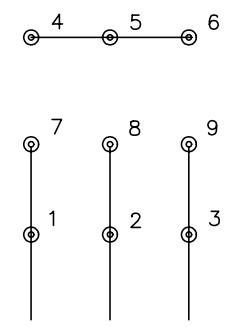




CD0005

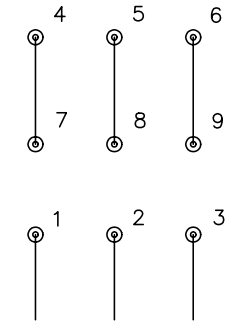


LOW VOLTAGE  
(2Y)



LINE

HIGH VOLTAGE  
(1Y)



LINE

NOTES:

1. INTERCHANGE ANY TWO LINE LEADS TO REVERSE ROTATION.
2. OPTIONAL THERMOSTATS ARE PROVIDED WHEN SPECIFIED.
3. ACTUAL NUMBER OF INTERNAL PARALLEL CIRCUITS MAY BE A MULTIPLE OF THOSE SHOWN ABOVE.
4. LEAD COLORS ARE OPTIONAL. LEADS MUST ALWAYS BE NUMBERED AS SHOWN.

REV. DESC: REVISE TO SHOW OPTIONAL COLORS			
REV. LTR: E	BY: JLP	REVISED: 01/19/99 10:15	TDR: 0171435
900000		FILE: AAA00005140	MDL: -
		MTL: -	

**BALDOR ELECTRIC Co.**

3PH, DV, 9 LEADS

CD0005