

11

10

9

8

7

6

5

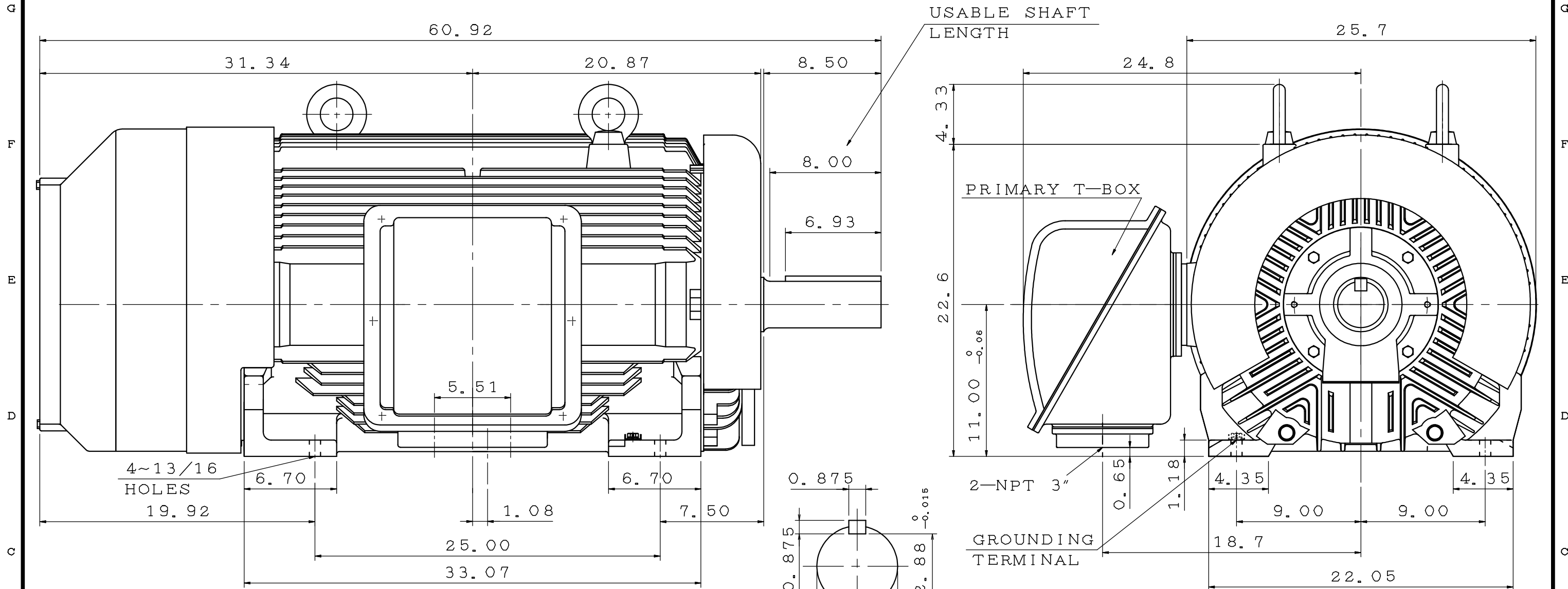
4

3

2

1

POLE	HP	kW	Hz	VOLT	r/min(RPM)	INS	RATING	DIMENSION IN	APPROX WEIGHT	BEARINGS
4	350	.	60	460	1800	F	CONT.	INCH	3186 LB	DE: 6320 NDE: 6316



- NOTE:
- FOR DIRECT FLEXBLE COUPLING
  - ENCLOSURE: IP55 PROTECTION
  - NON-SPARKING FAN

SHAFT END  
ENLARGED VIEW

OUTLINE DIMENSIONS  
3-PHASE INDUCTION MOTOR

MOTOR TYPE	AEHH8N-11-	FRAME NO.	449T(X)
CUSTOMER	.	DATE	.
ORDER NO.	.	TRANS. SHEET	.

APPD.	M. C. JENG	01.21.20
CHKD.	M. C. JENG	01.21.20
DWG.	H. S. Hsu	01.21.20



DWG NO.  
31057C578540

第三角法

11

10

9

8

7

6

5

4

3

2

1

ISSUED 19-Mar-14	<b>PERFORMANCE DATA</b> 3-PHASE SQUIRREL CAGE HIGH EFFICIENCY INDUCTION MOTOR	MODEL <b>AEHH8N-□□□</b>
REVISED 12-Oct-20		



TEFC, NEMA T-FRAME, DESIGN - B, ee C C 0 0 2 A  
CLASS F, 40°C AMBIENT, CONTINUOUS DUTY,  
S.F. 1.15 460V 60Hz

**TYPICAL PERFORMANCE (460 V)**

HP	FULL LOAD RPM	FRAME SIZE	EFFICIENCY(%)				POWER FACTOR(%)			CURRENT			TORQUE				ROTOR WK <sup>2</sup> lb-ft <sup>2</sup>	NEMA CODE LETTER	APPROX. WEIGHT LBS
			FULL LOAD		3/4 LOAD	1/2 LOAD	FULL LOAD	3/4 LOAD	1/2 LOAD	FULL LOAD (A)	208V USABLE ON-A	LOCKED ROTOR (A)	FULL LOAD lb-ft	LOCKED ROTOR %FLT	PULL UP %FLT	BREAK DOWN %FLT			
			NOM.	MIN.	NOM.	NOM.													
60	3550	364TS	94.1	93.0	94.5	94.1	93.0	92.0	88.5	64.2	142	435	88.74	145	130	240	7.379	G	782
	1775	364T	95.0	94.1	95.0	94.5	86.5	83.0	75.5	68.4	151	435	177.5	200	155	240	12.23	G	800
	1180	404T	94.5	93.6	94.5	94.1	87.0	86.5	80.5	68.3	151	435	267.0	200	185	245	33.54	G	1261
	885	405T	93.0	91.7	93.6	93.6	81.0	78.0	68.0	74.6	165	435	356.0	200	180	230	32.55	G	1356
75	3555	365TS	94.5	93.6	95.0	95.0	93.0	92.5	89.0	79.9	177	543	110.8	145	130	250	9.056	G	841
	1775	365T	95.4	94.5	95.4	95.0	86.5	83.5	75.5	85.1	188	543	221.9	200	165	250	14.67	G	936
	1180	405T	94.5	93.6	94.5	94.5	86.5	84.5	79.0	85.9	190	543	333.7	200	175	225	37.86	G	1356
	885	444T	93.6	92.4	93.0	91.7	79.0	76.0	67.0	95.0	210	543	445.0	130	110	210	55.10	G	1467
100	3560	405TS	95.4	94.5	95.8	95.4	92.0	91.5	88.5	107	236	725	147.5	140	125	270	10.77	G	1233
	1775	405T	95.4	94.5	95.4	95.0	87.5	85.5	80.0	112	248	725	295.8	215	140	215	26.64	G	1301
	1181	444T	95.0	94.1	94.5	93.6	82.5	80.0	73.0	119	264	725	444.6	140	110	230	56.00	G	1575
	885	445T	93.6	92.4	93.0	91.7	79.0	76.5	68.0	127	280	725	593.3	130	110	210	72.80	G	1718
125	3563	444TS	95.0	94.1	94.5	93.6	86.0	83.5	80.0	143	317	910	184.2	110	88	220	16.60	G	1498
	1780	444T	95.4	94.5	95.0	94.1	85.0	83.0	77.0	144	319	910	368.7	130	100	220	44.30	G	1619
	1182	445T	95.0	94.1	94.5	93.6	83.0	80.5	74.0	148	328	910	555.3	140	110	230	68.00	G	1795
	888	447T	94.1	93.0	93.6	92.1	80.0	77.0	69.0	155	344	910	739.1	120	100	200	141.0	G	2026
150	3566	445TS	95.0	94.1	94.5	93.6	87.0	84.5	81.0	170	---	1085	220.9	110	88	220	20.00	G	1588
	1783	445T	95.8	95.0	95.4	94.5	85.0	83.0	78.0	172	---	1085	441.7	130	100	220	52.00	G	1703
	1185	447T	95.8	95.0	95.4	94.5	83.5	81.0	74.0	176	---	1085	664.6	135	105	220	103.0	G	2059
	888	449T	94.1	93.0	93.6	92.1	80.0	77.0	69.0	187	---	1085	886.9	120	100	200	166.0	G	2281
200	3572	447TS	95.4	94.5	95.0	94.1	89.0	85.0	81.0	221	---	1450	294.0	104	83	210	32.00	G	1916
	1785	447T	96.2	95.4	95.8	95.0	87.0	83.5	78.5	224	---	1450	588.3	120	95	210	73.50	G	2004
	1186	449T	95.8	95.0	95.4	94.5	84.0	81.0	74.0	233	---	1450	885.4	135	105	210	125.0	G	2272
	888	449T	94.5	93.5	94.1	93.0	80.0	77.0	69.0	248	---	1450	1183	120	100	200	221.0	G	2598
250	3575	449TS	95.8	95.0	95.4	94.5	89.8	86.0	82.0	272	---	1825	367.2	103	83	210	44.00	G	2132
	1787	449T	96.2	95.4	95.8	95.0	88.0	84.5	80.0	277	---	1825	734.5	110	90	210	83.00	G	2312
	1188	449T	95.8	95.0	95.4	94.5	84.5	82.0	74.5	289	---	1825	1105	110	90	210	140.0	G	2466
300	3580	449TS	95.8	95.0	95.4	94.5	90.2	86.5	82.5	325	---	2200	440.0	102	81	210	52.50	G	2312
	1788	449T	96.2	95.4	95.8	95.0	88.0	84.5	80.0	332	---	2200	881.0	100	85	210	107.0	G	2532
	1188	449T	95.8	95.0	95.4	94.5	84.5	82.0	74.5	347	---	2200	1326	100	85	210	199.0	G	2708
	1188	449T(X)	95.8	95.0	95.4	94.5	84.5	81.0	73.0	347	---	2200	1326	150	120	250	199.0	G	3130
350	3583	449TS	95.8	95.0	95.4	94.5	90.2	86.5	82.5	379	---	2550	512.9	102	81	210	62.00	G	2826
	1788	449T	96.2	95.4	95.8	95.0	88.0	84.5	80.0	387	---	2550	1028	100	85	210	124.00	G	2937
	3579	449TS(X)	95.8	95.0	96.4	95.7	91.0	87.0	83.0	372	---	2350	513.5	120	100	300	57.40	G	3000
	1789	449T(X)	96.2	96.2	96.2	95.7	89.0	86.5	80.0	384	---	2450	1027	150	130	350	126.0	G	3186
400	3575	449TS	95.8	95.0	95.7	95.5	91.0	90.0	89.0	429	---	2900	587.5	160	130	300	64.60	G	2930
	1785	449T	96.2	95.4	96.0	95.8	84.0	82.0	79.0	460	---	2900	1177	140	110	300	135.0	G	3080
	3576	449TS(X)	95.8	95.0	96.0	95.5	88.5	87.5	83.0	438	---	2600	587.3	160	130	300	69.77	G	3045
	1788	449T(X)	96.2	95.4	96.4	96.1	88.9	86.8	80.9	437	---	2900	1175	140	120	350	146.3	G	3342

- NOTE :
- The above are typical values based on test according to ANSI/IEEE standard 112 method B.
  - Breakdown & locked rotor torques are shown as average expected values.
  - Efficiency, power factor, speed and torque are the same for other voltages.  
Current values vary inversely with voltage.
  - Tolerance according to NEMA MG1-12 & IEC 60034-1.
  - Data subject to change without notice.

APPD.	Jason Wang	23-Oct-20	<b>TECO Electric &amp; Machinery Co., Ltd.</b>	DWG. NO.	<b>31057D98649</b>
CHKD.	Shian.Jeng	23-Oct-20		REV. 05	
DWN.	C.T. CHEN	15-Apr-20		2/2	

**TECO**

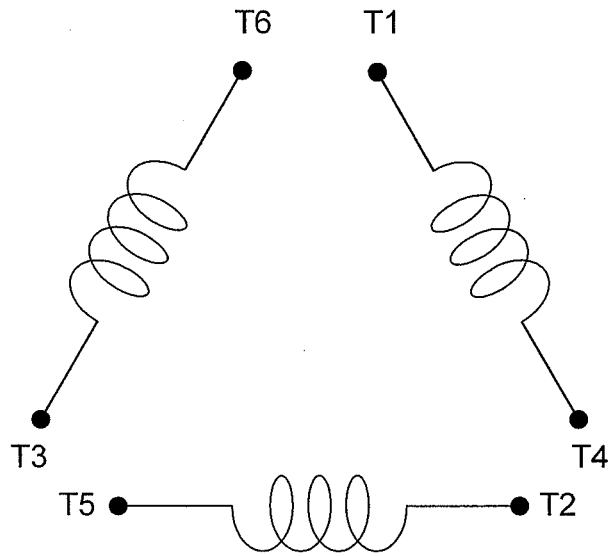
# CONNECTION DIAGRAM

MODEL

DATE :  
DEC.04.'02

For  $\Delta/\Delta$  connection

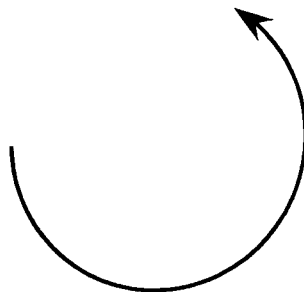
DAC-1545-1



**SCHEMATIC -  $\Delta/\Delta$  CONNECTION**

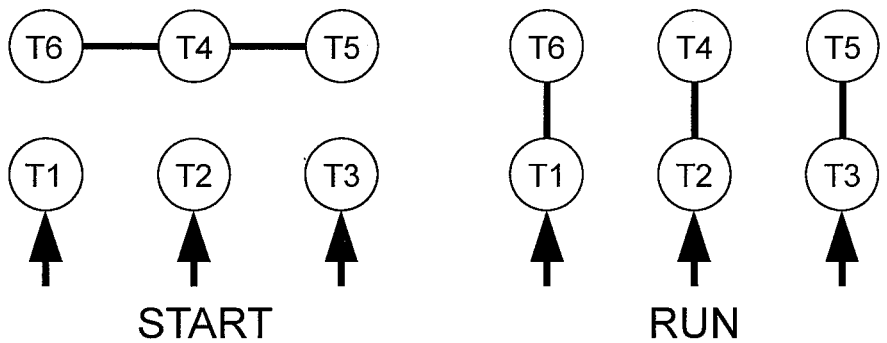
## ROTATION

(VIEWED FROM DRIVE END)

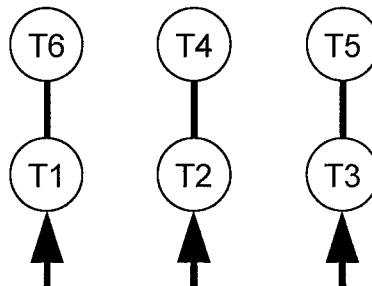


## CONNECTION

$\Delta-\Delta$  START



ACROSS-THE-LINE



承 認		
審 核	蔡	Dec.05.02
校 對	林	Dec.04.02
繪 製	林賢龍	DEC,04,'02

**東元電機股份有限公司**  
**TECO ELECTRIC & MACHINERY CO., LTD.**  
 TAIWAN R.O.C.

圖 號：  
**DAC-1545-1**