



UNITS: INCHES

FRAME SIZE	MOTOR DIMENSIONS										CONDUIT BOX							
	A	B	C	D	G	J	K	M	O	P	T	MA(MPT)	AB	AC	AE	AF	XL	XN
5810USS	28.0	42.2	72.5	14.50	1.6	6.3	9.3	27.6	30.5	31.6	5.1	4.00	31.1	23.8	14.5	9.3	23.4	14.2
5810US	28.0	42.2	72.3	14.50	1.6	6.3	9.3	27.6	30.5	31.6	5.1	4.00	31.1	23.8	14.5	9.3	23.4	14.2
5810UZ	28.0	42.2	77.6	14.50	1.6	6.3	9.3	27.6	30.5	31.6	5.1	4.00	31.1	23.8	14.5	9.3	23.4	14.2
FRAME SIZE	MOUNTING				SHAFT EXTENSION			KEY SEAT				BEARINGS			MAXIMUM WEIGHT			
	E	ZF	H	BA	N-W	V	U	R	S	ES	LS	OS						
5810USS	11.50	36.00/32.00	1.2	10.00	6.75	6.50	2.375	2.021	0.625	5.00	6313C3	NU313C3	7800 lbs.					
5810US	11.50	36.00/32.00	1.2	10.00	6.25	6.19	3.625	3.134	0.875	5.00	6320C3	6320C3	7800 lbs.					
5810UZ	11.50	36.00/32.00	1.2	10.00	11.62	11.38	5.250	4.550	1.250	10.00	NU328C3	6320C3	7800 lbs.					

CUSTOMER: _____ MOTOR MODEL NO.: _____ TAG NO's: _____

P.O. NO.: _____ HP: _____ VOLTAGE: _____ RPM(SYN.): _____ Hz: _____
 FRAME SIZE: _____ PRODUCT TYPE: IEF3 EFP III, EFACT, & HIGH EFFICIENCY
 COMMENTS: _____

PER: _____ DATE: _____

TOSHIBA RESERVES THE RIGHT TO MAKE CHANGES OF TECHNICAL IMPROVEMENT AND THE DATA MAY CHANGE WITHOUT NOTICE PRELIMINARY
 DO NOT USE FOR CONSTRUCTION, INSTALLATION, OR APPLICATION PURPOSES UNLESS THE DRAWING IS MARKED AS CERTIFIED CERTIFIED

- NOTES:
1. DIMENSION V REPRESENTS LENGTH OF STRAIGHT PART OF SHAFT
 2. MAIN CONDUIT BOX MAY BE ROTATED IN 90° INCREMENTS
 3. KEY DIMENSIONS EQUAL S x S x 10.00 FOR US AND S x S x 5.00 FOR US (MOTOR SUPPLIED WITH KEY)
 4. MOTOR WEIGHT SHOWN IS MAXIMUM HORSEPOWER IN FRAME
 5. THIS DIMENSION EQUALS 2F FOR 5809US/UZ MOUNTING
 6. STANDARD PRODUCT USE BI-DIRECTIONAL FAN, OPPOSITE ROTATION AVAILABLE ONLY BY CONNECTION CHANGE

STANDARD (NO AUX. BOXES)
 RTD AUX. BOX
 SPACE HEATER AUX. BOX
 BEARING RTD's

TOSHIBA
 TOSHIBA INTERNATIONAL CORPORATION

TOTALLY-ENCLOSED FAN-COOLED
 HORIZONTAL FOOT-MOUNTED
 3 PHASE INDUCTION MOTOR
 F1 ASSEMBLY

XT SERIES
 VISIT OUR WEBSITE AT:
 www.toshiba.com/ind

TYPICAL MOTOR PERFORMANCE DATA

Model: F5006FLF4BMH

HP	kW	Pole	FL RPM	Frame	Voltage	Hz	Phase	FL Amps
500	373	6	1190	5810UZ	460	60	3	591
Enclosure	IP	Ins. Class	S.F.	Duty	NEMA Nom. Eff.	NEMA Design	kVA Code	Ambient (°C)
TEFC	54	F	1.15	CONT	95.4	-		40 C

Load	HP	kW	Amperes	Efficiency (%)	Power Factor (%)
Full Load	500.00	372.9	591	95.7	82.8
¾ Load	375.00	279.6	455	95.4	80.8
½ Load	250.00	186.4	332	94.5	74.5
¼ Load	125.00	93.2	205	91.4	62.4
No Load			190.3		3.2
Locked Rotor			3571		24.7

Torque				Rotor wk ² Inertia (lb-ft ²)
Full Load (lb-ft)	Locked Rotor (% FLT)	Pull Up (% FLT)	Break Down (% FLT)	
2207	160	115	210	413.91

Safe Stall Time(s)		Sound Pressure dB(A) @ 1M	Bearings*		Approx. Motor Weight (lbs)
Cold	Hot		DE	NDE	
25	12	-	NU328C3	6320C3	6032

*Bearings are the only recommended spare part(s).

Motor Options:
Product Family:EQP Global SD
Mounting:Footed,Shaft:UZ Shaft

Customer	
Customer PO	
Sales Order	
Project #	

Tag:

All characteristics are average expected values.

TOSHIBA INTERNATIONAL CORPORATION · HOUSTON, TEXAS U.S.A.

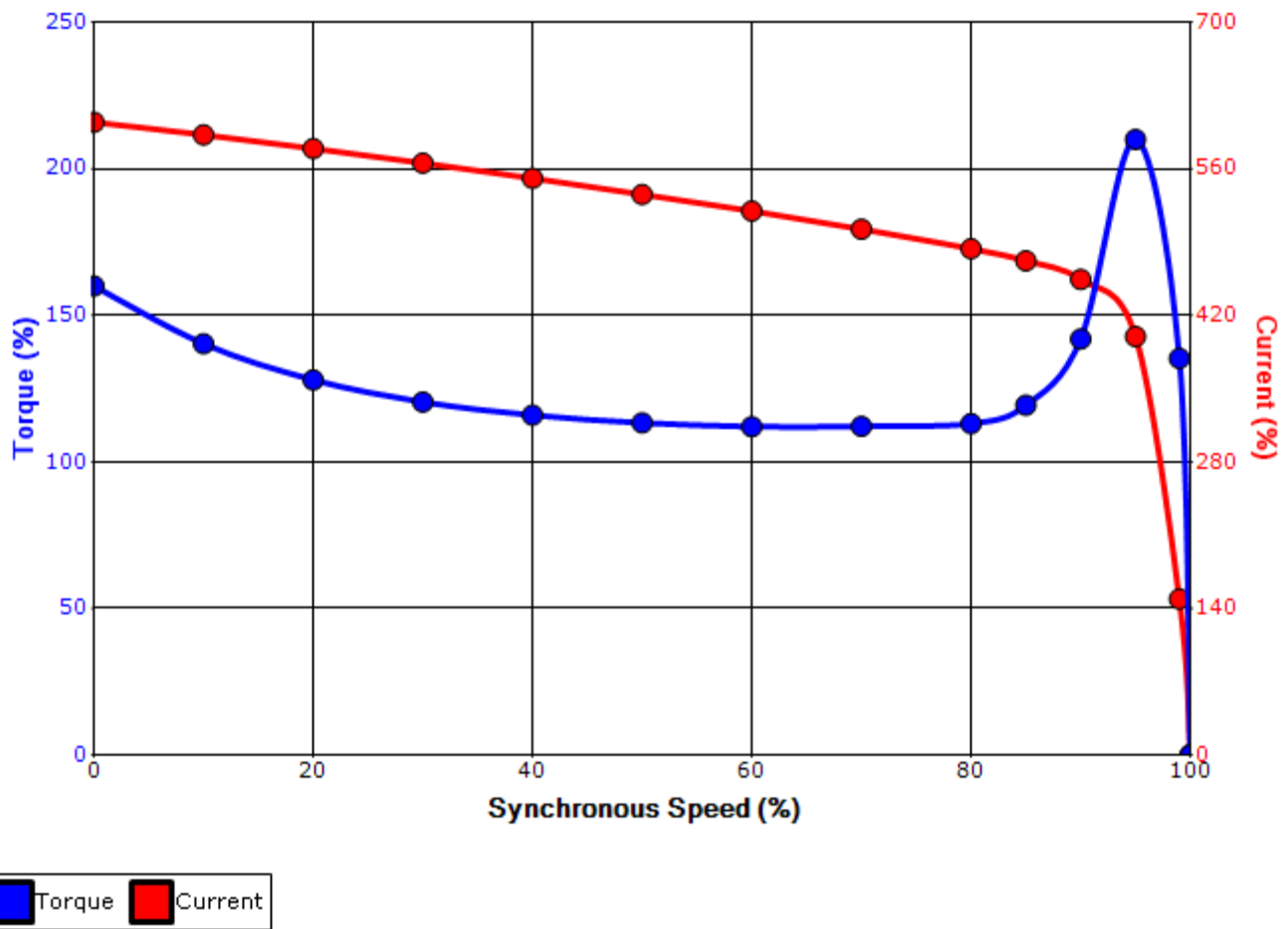
Engineering	zxie	Doc. Written By	D. Suarez	Doc.# / Rev	MPCF-1119 / 0
Engr. Date	6/10/2021	Doc. Approved By	M. Campbell	Doc. Issued	6/8/2011

SPEED TORQUE/CURRENT CURVE

Model: F5006FLF4BMH

HP	kW	Pole	FL RPM	Frame	Voltage	Hz	Phase	FL Amps
500	373	6	1190	5810UZ	460	60	3	591
Enclosure	IP	Ins. Class	S.F.	Duty	NEMA Nom. Eff.	NEMA Design	kVA Code	Ambient (°C)
TEFC	54	F	1.15	CONT	95.4	-		40 C
Locked Rotor Amps	Rotor wk ² Inertia (lb-ft ²)	Torque						Break Down (%)
		Full Load (lb-ft)	Locked Rotor (%)	Pull Up (%)				
3571	413.91	2207	160	115			210	

Design Values

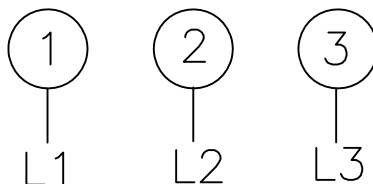
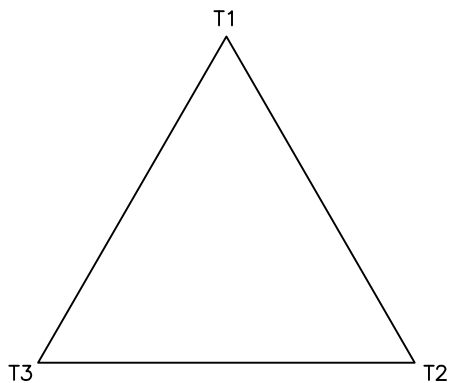


Customer		wk ² Load Inertia (lb-ft ²)	-
Customer PO		Load Type	-
Sales Order		Voltage (%)	100
Project #		Accel. Time	-

Tag: _____

All characteristics are average expected values.

Motor Connection Diagram
3 Leads - Delta Connection



Switch L1 and L2 to reverse rotation

Each lead may consist of more than one cable.
If multiple cables represent a single lead, each one
of them will be labeled with the appropriate lead number.