

PRODUCT INFORMATION PACKET

Model No: 056T17F15948

Catalog No: FX12BK004

FLEX-IN-1™ General Purpose Motor, 0.50 HP, 3 Ph, 60 Hz, 208-230/460 V, 1800 RPM, 56C Frame, TEFC



Regal and Marathon are trademarks of Regal Rexnord Corporation or one of its affiliated companies.
©2022 Regal Rexnord Corporation, All Rights Reserved. MC017097E



Nameplate Specifications

Output HP	0.50 Hp	Output KW	0.37 kW
Frequency	60 Hz	Voltage	208-230/460 V
Current	2.3-2.4/1.2 A	Speed	1725 rpm
Service Factor	1.15	Phase	3
Efficiency	72.1 %	Power Factor	53.3
Duty	Continuous	Insulation Class	F
Design Code	B	KVA Code	M
Frame	56C	Enclosure	Totally Enclosed Fan Cooled
Thermal Protection	No Protection	Ambient Temperature	40 °C
Drive End Bearing Size	6203	Opp Drive End Bearing Size	6203
UL	Recognized	CSA	Y
CE	Y	IP Code	43
Number of Speeds	1		

Technical Specifications

Electrical Type	Squirrel Cage Inverter Rated	Starting Method	Line Or Inverter
Poles	4	Rotation	Reversible
Resistance Main	40 Ohms	Mounting	Bolt-on Base
Motor Orientation	Horizontal Or Up Or Down	Drive End Bearing	Ball
Opp Drive End Bearing	Ball	Frame Material	Rolled Steel
Shaft Type	NEMA 56	Shaft Diameter	0.625 in
Assembly/Box Mounting	F1 ONLY	Inverter Load	CONSTANT 10:1
Outline Drawing	OL56100794-001	Connection Drawing	CDTD127

This is an uncontrolled document once printed or downloaded and is subject to change without notice. Date Created:11/30/2022

4

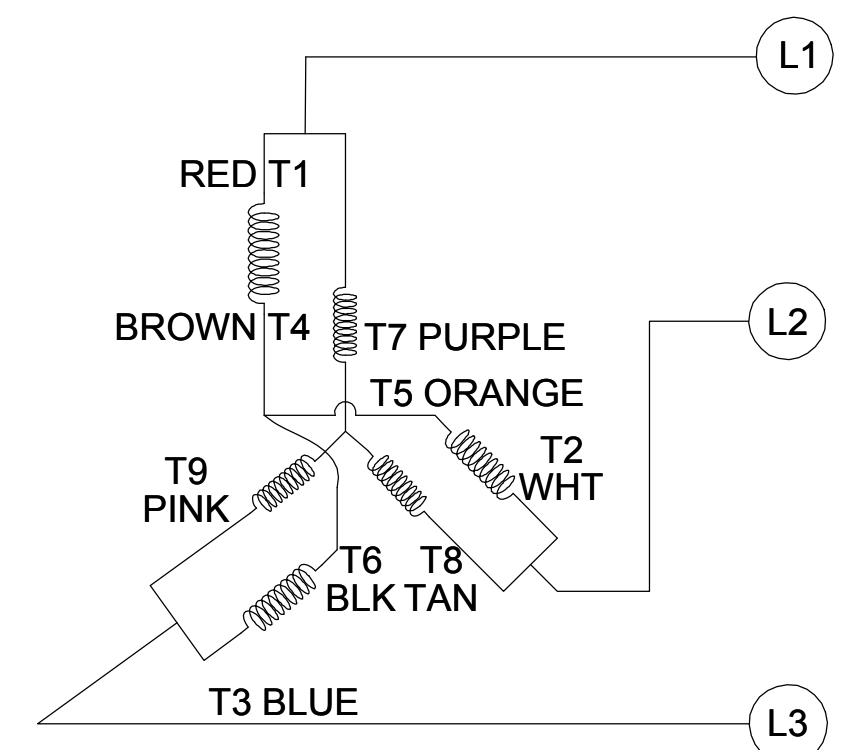
3

2

1

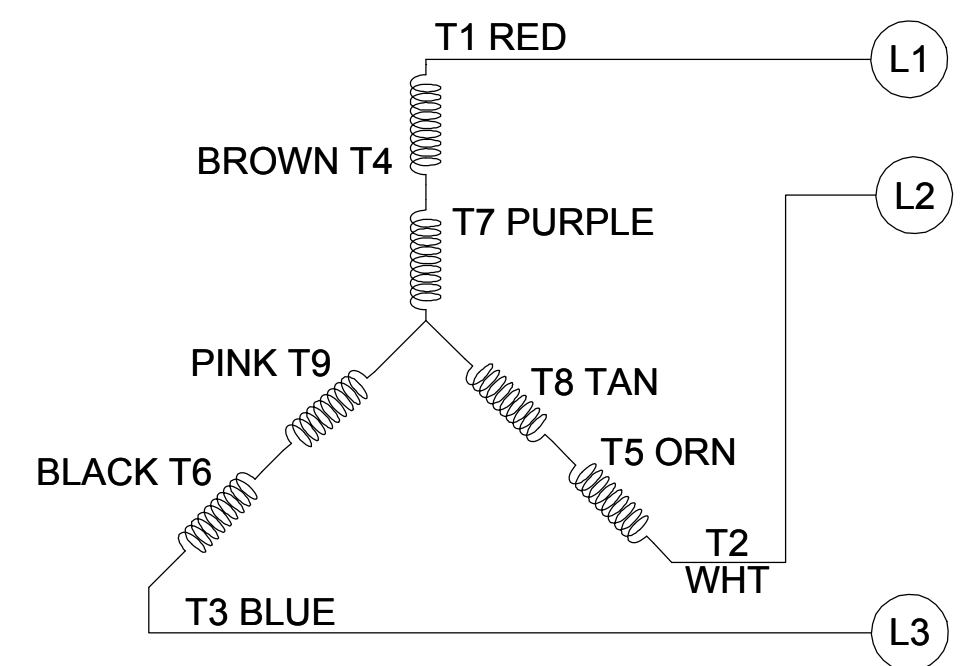
001

CCW LOW VOLTAGE



002

CCW HIGH VOLTAGE

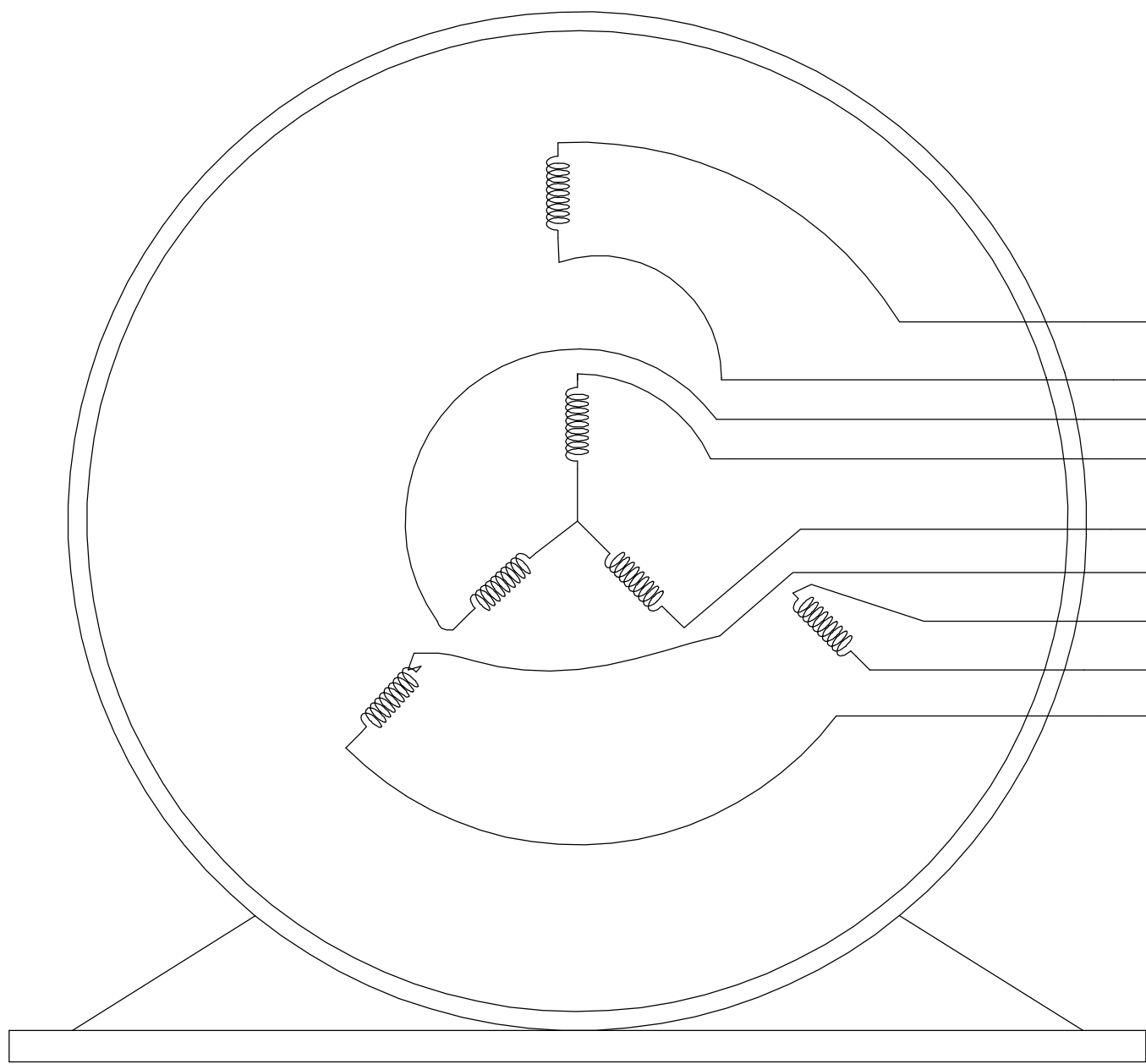


B

B

A

A



- T1 RED
- T4 BROWN
- T9 PINK
- T7 PURPLE
- T8 TAN
- T6 BLACK
- T5 ORANGE
- T2 WHITE
- T3 BLUE

VIEW OF TERMINAL END

NOTE:

1. TO REVERSE ROTATION, INTERCHANGE ANY TWO LINE CONNECTIONS TO L1, L2, OR L3.
2. CONNECTION DIAGRAM-NAMEPLATE DD10123-001 - CCWLE DD10199-001 - CWLE

DRAWING REVISION D	REVISION BY SHESHI	DATE 01/11/2019
ECO ECO-0159881	APPROVED BY CD	DATE 01/11/2019
ECO DESCRIPTION ADDED DD10199-001		
<small>COPYRIGHT REGAL BELOIT AMERICA, INC. ALL RIGHTS RESERVED. PROPRIETARY AND CONFIDENTIAL INFORMATION - THIS DOCUMENT IS THE PROPERTY OF REGAL BELOIT AMERICA, INC. ("OWNER") AND CONTAINS OWNER'S PROPRIETARY INFORMATION. ANY PERSON, CORPORATION OR OTHER FIRM RECEIVING IT IS DEEMED, BY RECEIVING IT, TO AGREE THAT IT, AND/OR ANY PART OF IT, SHALL NOT BE DISCLOSED TO ANY PERSON, CORPORATION OR OTHER ENTITY, DUPLICATED, AND/OR USED, EXCEPT AS EXPRESSLY APPROVED IN WRITING IN ADVANCE BY OWNER. THIS DOCUMENT SHALL BE RETURNED TO OWNER UPON REQUEST. IT MAY BE SUBJECT TO CERTAIN RESTRICTIONS UNDER APPLICABLE EXPORT CONTROL LAWS AND REGULATIONS.</small>		

TOLERANCES UNLESS OTHERWISE SPECIFIED:			
DEC.	INCH	mm	ANGLE
.X	±0.1	[±2.5]	±0.5°
.XX	±0.01	[±0.25]	
.XXX	±0.005	[±0.127]	
.XXXX	±0.0005	[±0.0127]	
REMOVE BURRS & BREAK SHARP EDGES: .003/.015 [.076/.381] CORNER FILLETS: .02 [.51] MACHINED SURFACES: 125 INCH 3.2 mm			
mm SHOWN IN [BRACKETS]			

DRAWN BY G. RODRIGUEZ	DATE 12-01-2017
APPROVED BY J. A. MORENO	DATE 12-01-2017
REFERENCE CDTD103	THIRD ANGLE PROJECTION

Regal Beloit America, Inc.	
DESCRIPTION CONN DIAGRAM-EXTERNAL	
MATERIAL	PROCESS/FINISH
SIZE B	DRAWING NUMBER CDTD127
SHEET 1 OF 1	

4

3

2

1