

# PRODUCT INFORMATION PACKET

Model No: 215TTFBD6037

Catalog No: GT3419A

Close-Coupled Pump Motor, 10 HP, 3 Ph, 60 Hz, 208-230/460 V, 1800 RPM, 215JP Frame, TEFC



Regal and are trademarks of Regal Rexnord Corporation or one of its affiliated companies.  
©2022 Regal Rexnord Corporation, All Rights Reserved. MC017097E

### Nameplate Specifications

Output HP	<b>10 Hp</b>	Output KW	<b>7.5 kW</b>
Frequency	<b>60 Hz</b>	Voltage	<b>208-230/460 V</b>
Current	<b>27.3-25.0/12.5 A</b>	Speed	<b>1762 rpm</b>
Service Factor	<b>1.15</b>	Phase	<b>3</b>
Efficiency	<b>91.7 %</b>	Power Factor	<b>81.3</b>
Duty	<b>Continuous</b>	Insulation Class	<b>F</b>
Design Code	<b>B</b>	KVA Code	<b>H</b>
Frame	<b>215JP</b>	Enclosure	<b>Totally Enclosed Fan Cooled</b>
Thermal Protection	<b>No Protection</b>	Ambient Temperature	<b>40 °C</b>
Drive End Bearing Size	<b>6309</b>	Opp Drive End Bearing Size	<b>6206</b>
UL	<b>Listed</b>	CSA	<b>Y</b>
CE	<b>Y</b>	IP Code	<b>43</b>
Hazardous Location	<b>DIVISION 2 T2B</b>	Number of Speeds	<b>1</b>

### Technical Specifications

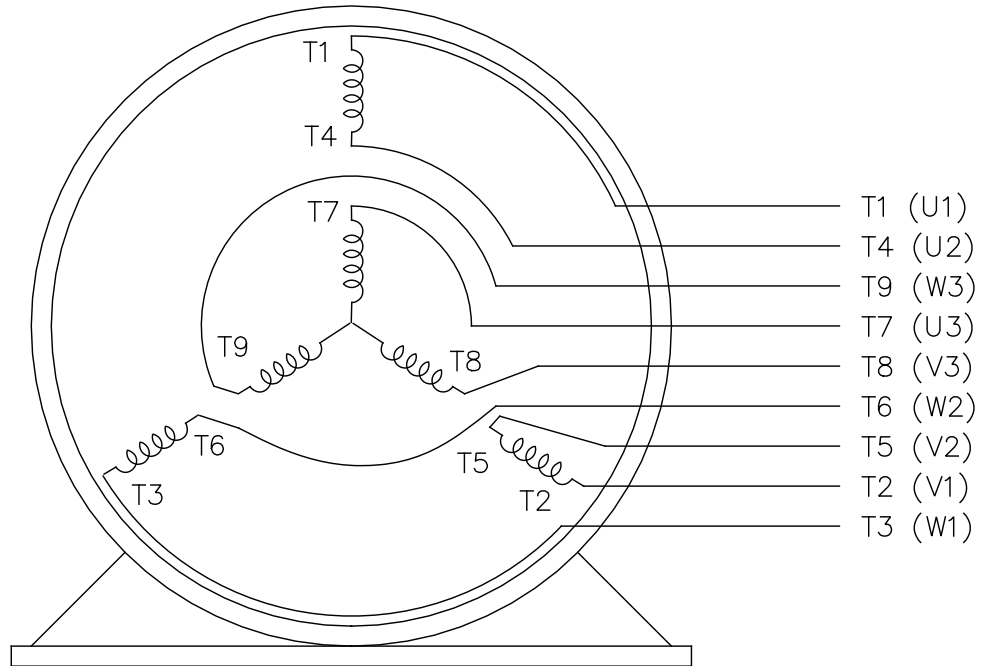
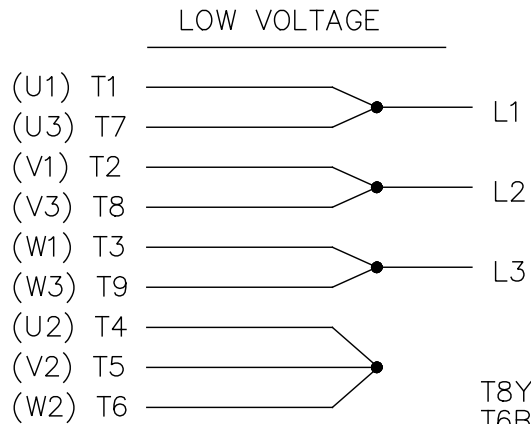
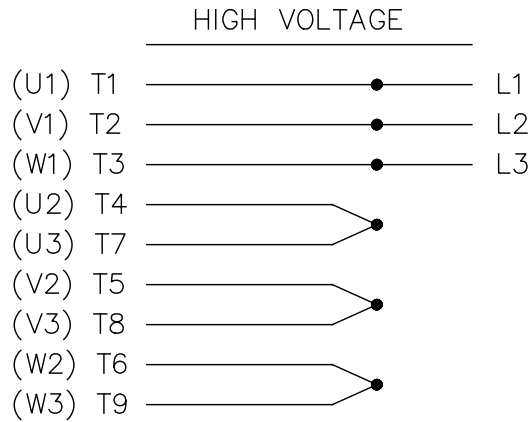
Electrical Type	<b>Squirrel Cage Inverter Rated</b>	Starting Method	<b>Line Or Inverter</b>
Poles	<b>4</b>	Rotation	<b>Reversible</b>
Resistance Main	<b>1.155 Ohms</b>	Mounting	<b>Rigid Base</b>
Motor Orientation	<b>Horizontal</b>	Drive End Bearing	<b>Ball</b>
Opp Drive End Bearing	<b>Ball</b>	Frame Material	<b>Rolled Steel</b>
Shaft Type	<b>JP</b>	Overall Length	<b>25.78 in</b>
Frame Length	<b>11.15 in</b>	Shaft Diameter	<b>1.250 in</b>
Shaft Extension	<b>8.39 in</b>	Assembly/Box Mounting	<b>F1/F2 CAPABLE</b>
Inverter Load	<b>CONSTANT 10:1/VARIABLE 10:1</b>		
Connection Drawing	<b>EE7308</b>	Outline Drawing	<b>SS620827-200</b>





EE7308

THREE PHASE  
DUAL VOLTAGE MOTOR



VIEW OF TERMINAL END

REF.  
WINDING DIAGRAM

T8Y, T2Y, T2BL, T4BX, T2EC, T2G  
T6BZ, T2B, T6BL, T4AV, T6B, T4B

OPTIONAL CORD  
CONNECTION

L1 — WHITE  
L2 — RED  
L3 — BLACK

NO.	REVISION	BY & DATE	CHK	ANG	TOLERANCES UNLESS SPECIFIED		FINISH	DRAWN RM 11/20/1990				
					DEC.	INCHES						
5	CHG TO REGAL LOGO	SL 09/10/2015	AB					CHK ML 11/21/1990				
4	REVISED IEC NOTATIONS	MSG 11/15/2011	CMN	.X	±.1			APPD SAS 04/24/2003				
3	ADDED IEC NOTATIONS... (U1), (V1) ETC. MU95194	MSG 5/10/2010	MJS	.XX	±.02			SCALE 1=1				
2	ADDED THE OPTIONAL CORD CONNECTION MU46318	RDH 04/24/2003	DRS	.XXX	±.005		TITLE CONNECTION DIAGRAM 3Ø - DUAL VOLTAGE MOTOR	REF				
1	REDRAWN	RM 11/20/1990		.XXXX	±.0005		MAT'L.	FMF				
					±7'30"			PREV				
THIS DRAWING IN DESIGN AND DETAIL IS OUR PROPERTY AND MUST NOT BE USED EXCEPT IN CONNECTION WITH OUR WORK ALL RIGHTS OF DESIGN AND INVENTION ARE RESERVED THIS IS AN ELECTRONICALLY GENERATED DOCUMENT - DO NOT SCALE THIS PRINT							RFP	CAD FILE ee7308	SIZE A	DRAWING NO. EE7308	PAGE OF 5	REV. 5
							DIST WP					



Regal Beloit America, Inc.



**P.O. BOX 8003  
WAUSAU, WI 54401-8003  
PH. 715-675-3311**

**CERTIFICATION DATA SHEET**

**CUSTOMER:**

**CUSTOMER PO#:**

**ORDER #:**

**MODEL #:** 215TTFBD6037 AA

**CONN. DIAGRAM:** EE7308

**CUSTOMER PART**

**#:**

**OUTLINE:** SS620827

**MOUNTING:** F1/F2 CAPABLE

**WINDING #:** HE31324013 2

**TYPICAL MOTOR PERFORMANCE DATA**

HP	kW	SYNC. RPM	F.L. RPM	FRAME	ENCLOSURE	KVA CODE	DESIGN
10&7 1/2	7.50&5.60	1800	1762&1465	215JP	TEFC	H	B

PH	Hz	VOLTS	AMPS	START TYPE	DUTY	INSL	S.F.	AMB°C
3	60/50	230/460&190/380	25/12.5&23.2/11.6	LINE OR INVERTER	CONTINUOUS	F7	1.15/1.15	40

FULL LOAD EFF:	92.1&91	3/4 LOAD EFF:	91.6	1/2 LOAD EFF:	90.8	GTD. EFF		ELEC. TYPE	
FULL LOAD PF:	81.3&81	3/4 LOAD PF:	76.6	1/2 LOAD PF:	66	91		SQ CAGE INV RATED	

F.L. TORQUE	LOCKED ROTOR AMPS	L.R. TORQUE	B.D. TORQUE	F.L. RISE°C
29.8 LB-FT	158 / 79	59 LB-FT 198 %	74 LB-FT 248 %	70

SOUND PRESSURE @ 3 FT.	SOUND POWER	ROTOR WK^2	MAX. WK^2	SAFE STALL TIME	STARTS / HOUR	APPROX. MOTOR WGT
62 dBA	72 dBA	1.1 LB-FT^2	85 LB-FT^2	25 SEC.	2	210 LBS.

**\*\*\* SUPPLEMENTAL INFORMATION \*\*\***

DE BRACKET TYPE	ODE BRACKET TYPE	MOUNT TYPE	ORIENTATION	SEVERE DUTY	HAZARDOUS LOCATION	DRIP COVER	SCREENS	PAINT
C-FACE	STANDARD	RIGID	HORIZONTAL	FALSE	NONE	FALSE	NONE	BLUE (ENAMEL)

BEARINGS		GREASE	SHAFT TYPE	SPECIAL DE	SPECIAL ODE	SHAFT MATERIAL	FRAME MATERIAL
DE	ODE						
BALL	BALL	POLYREX EM	JP	NONE	NONE	1045 HOT ROLLED (C-204)	ROLLED STEEL
6309	6206						

THERMO-PROTECTORS				THERMISTORS	CONTROL	SPACE HEATERS
THERMOSTATS	PROTECTORS	WDG RTDs	BRG RTDs			
NONE	NOT	NONE	NONE	NONE	FALSE	NONE VOLTS

\*  
N  
O  
T  
E  
S  
\*

<b>INVERTER</b> TORQUE: CONSTANT 4:1/VARIABLE 20:1 INV. HP SPEED RANGE: NONE
<b>ENCODER:</b> NONE NONE NONE NONE NONE PPR
<b>BRAKE:</b> NONE NONE NONE P/N NONE NONE NONE NONE FT-LB NONE V NONE Hz

**PREPARED BY:** Fareeda Dudekula  
**DATE:** 05/04/2018 07:45:36 AM  
FORM 3531 REV.3 02/07/99  
\*\* Subject to change without notice.

**MARATHON ELECTRIC CORPORATION**

TYPICAL PERFORMANCE CURVE for AC MOTOR

Customer

Curve at

460

Volts

HP 10&7.5

PHASE 3

Model No 215TTFBD6037

60

HZ

VOLTS 230/460&190/380

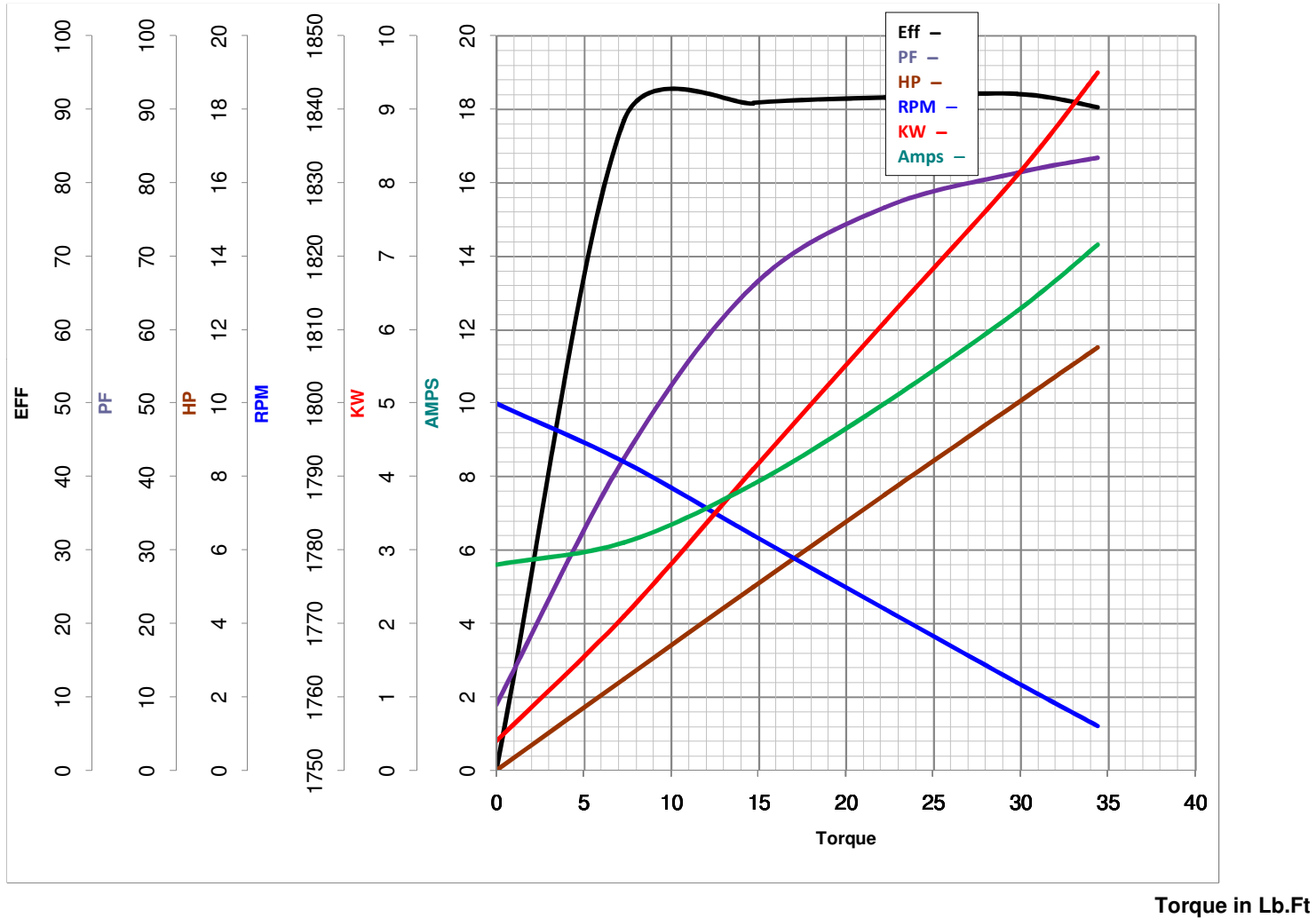
10

HP

Catalog No GT3419A

HZ 60&50

RPM 1762&1465



FL TORQUE 29.8 Lb.Ft  
 BD TORQUE 74.0 Lb.Ft  
 LR TORQUE 59 Lb.Ft

FL AMPS 25/12.5  
 PU TORQUE 51.0 Lb.Ft  
 LR AMPS 79

WINDING HE31324013-2 Prepared By FAREEDA

Date 5/4/2018

## EC Declaration of Conformity

The undersigned representing  
the manufacturer:

Regal Beloit America  
100 East Randolph St.  
Wausau, WI 54401

and the authorized representative  
established within the Community:

Marathon Electric UK  
6F Thistleton Road Ind. Estate  
Market Overton  
Oakham, Rutland LE15 7PP UK

are committed to providing customers with products that comply with applicable regulations and international protocols to which they are subject, including the requirements of the European Parliament Directive on the Harmonization of the laws relating to electrical equipment designed for use within certain voltage limits (2014/35/EU).

Regal Beloit America declares that the following product(s), to which this declaration relates, are in conformity with the relevant sections of the EC standards listed below.

This statement supersedes any statements previously issued pertaining to the product(s) listed below and is subject to change without notice.

Model No : 215TTFB6037

(Model No. may contain prefix and/or suffix characters)

Catalog No : GT3419A

Rework No : N/A

Directives :

Low Voltage Directive 2014/35/EU

Harmonized Standards Used :

EN 60034-1: 2010 (IEC 60034-1: 2010)

EN 60034-5: 2001/A1:2007 (IEC 60034-5: 2000/A1:2006)

Authorized Representative:



Michael A. Logsdon  
Vice President, Technology

Authorized Representative in the Community:



Julian Clark  
Marketing Engineer

Created on 09/01/2022

**CE 22**