

PRODUCT INFORMATION PACKET

Model No: LM16762

Catalog No: LM16762

General Purpose Motor, 15 HP, 3 Ph, 60 Hz, 230/460 V, 1800 RPM, 254TC Frame, TEFC



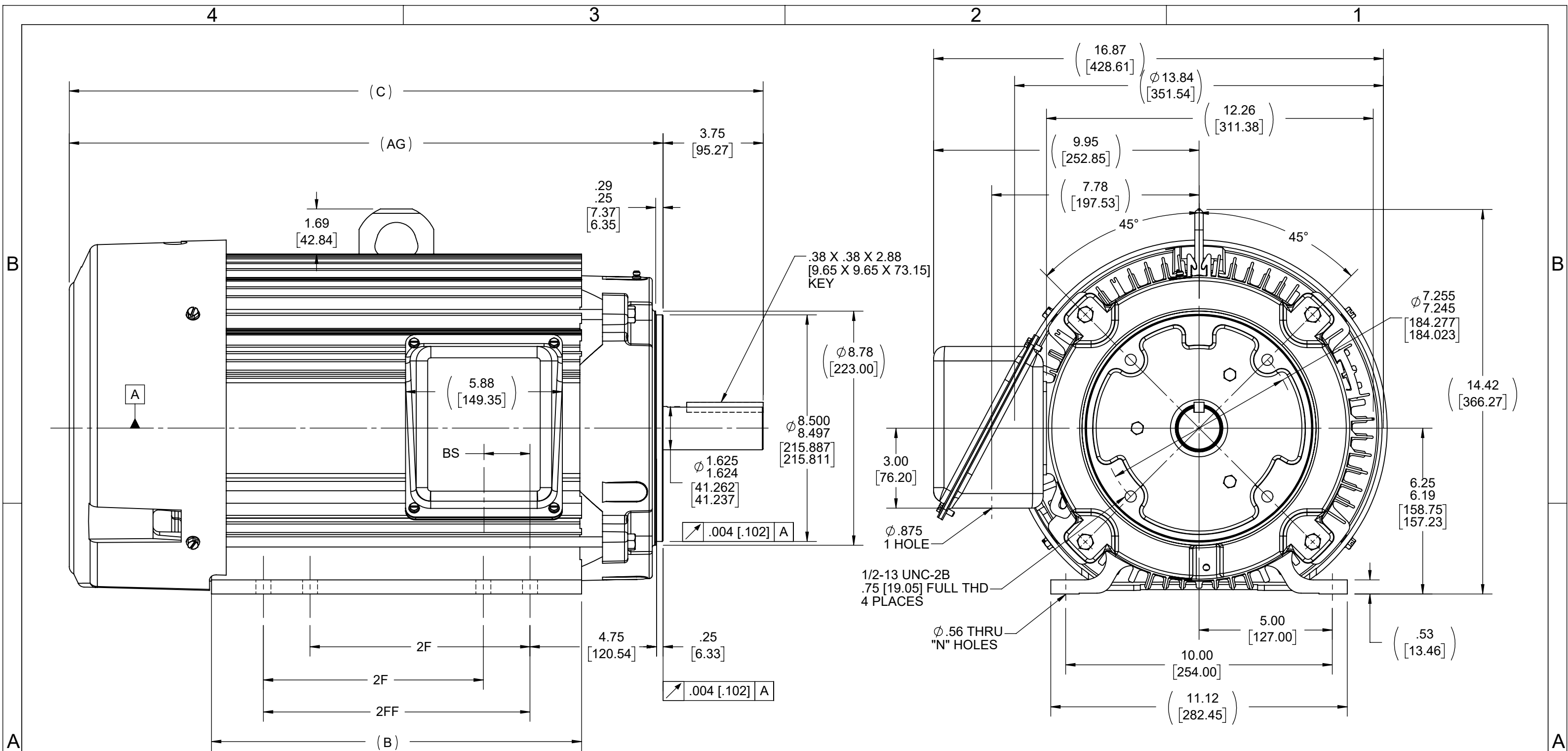
Regal and are trademarks of Regal Rexnord Corporation or one of its affiliated companies.
©2022 Regal Rexnord Corporation, All Rights Reserved. MC017097E

Nameplate Specifications

Output HP	15 Hp	Output KW	11.2 kW
Frequency	60 Hz	Voltage	230/460 V
Current	37.5/18.8 A	Speed	1775 rpm
Service Factor	1.25	Phase	3
Efficiency	92.4 %	Power Factor	81
Duty	Continuous	Insulation Class	F
Design Code	B	KVA Code	G
Frame	254TC	Enclosure	Totally Enclosed Fan Cooled
Thermal Protection	No Protection	Ambient Temperature	40 °C
Drive End Bearing Size	309	Opp Drive End Bearing Size	208
UL	Recognized	CSA	Y
CE	Y	IP Code	43
Number of Speeds	1		

Technical Specifications

Electrical Type	Squirrel Cage Induction Run	Starting Method	Across The Line
Poles	4	Rotation	Reversible
Resistance Main	.649 Ohms	Mounting	Rigid Base
Motor Orientation	Horizontal	Drive End Bearing	Ball
Opp Drive End Bearing	Ball	Frame Material	Aluminum
Shaft Type	T	Overall Length	24.00 in
Frame Length	12.00 in	Shaft Diameter	1.625 in
Shaft Extension	4 in	Assembly/Box Mounting	F1/F2 CAPABLE
Connection Drawing	EE7308K-LN	Outline Drawing	SS321103LN-1200



- NOTES:
1. CONDUIT BOX CAN BE ROTATED IN 90° STEPS
 2. NAMEPLATES TO BE READ FROM CONDUIT BOX SIDE OF MOTOR

DASH	FRAME	C	B	BS	2F	2FF	AG	N
1200	254TC	24.28 [616.71]	12.13 [308.10]	1.73 [43.94]	8.25 [209.55]	-----	20.53 [521.46]	4
1375	254/6TC	26.03 [661.16]	13.88 [352.55]	1.73 [43.94]	8.25 [209.55]	10.00 [254.00]	22.28 [565.91]	8

DRAWING REVISION B	REVISION BY JVD	DATE 05/27/2021
ECO CR-0002792	APPROVED BY AS	DATE 05/27/2021
ECO DESCRIPTION REPLACED FAN GUARD 3C223-E3 TO 205016B		
<small>COPYRIGHT REGAL BELOIT AMERICA, INC. ALL RIGHTS RESERVED. PROPRIETARY AND CONFIDENTIAL INFORMATION - THIS DOCUMENT IS THE PROPERTY OF REGAL BELOIT AMERICA, INC. ("OWNER") AND CONTAINS OWNER'S PROPRIETARY INFORMATION. ANY PERSON, CORPORATION OR OTHER FIRM RECEIVING IT IS DEEMED, BY RECEIVING IT, TO AGREE THAT IT, AND/OR ANY PART OF IT, SHALL NOT BE DISCLOSED TO ANY PERSON, CORPORATION OR OTHER ENTITY, DUPLICATED, AND/OR USED, EXCEPT AS EXPRESSLY APPROVED IN WRITING IN ADVANCE BY OWNER. THIS DOCUMENT SHALL BE RETURNED TO OWNER UPON REQUEST. IT MAY BE SUBJECT TO CERTAIN RESTRICTIONS UNDER APPLICABLE EXPORT CONTROL LAWS AND REGULATIONS.</small>		

TOLERANCES UNLESS OTHERWISE SPECIFIED:

DEC.	INCH	mm	ANGLE
.X	± 0.1	[± 2.5]	$\pm 7' 30''$
.XX	± 0.03	[± 0.76]	
.XXX	± 0.005	[± 0.127]	
.XXXX	± 0.0005	[± 0.0127]	

REMOVE BURRS & BREAK SHARP EDGES: .003/.015 [0.076/.381] X 45° CORNER FILLETS: R.02 [51] MACHINED SURFACES: 200 INCH $\sqrt{5.1}$ mm $\sqrt{5.1}$ mm SHOWN IN [BRACKETS]

DRAWN BY CTO
DATE 05-11-2004
APPROVED BY TB
DATE 05-11-2004
REFERENCE
THIRD ANGLE PROJECTION

REGAL™ Regal Beloit America, Inc.

DESCRIPTION
OUTLINE
250TC FR - ALUM FR - TEFC

MATERIAL
PROCESS/FINISH

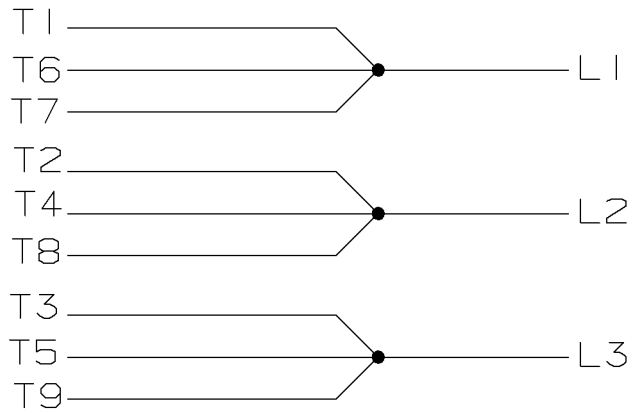
SIZE
B

DRAWING NUMBER
SS321103LN

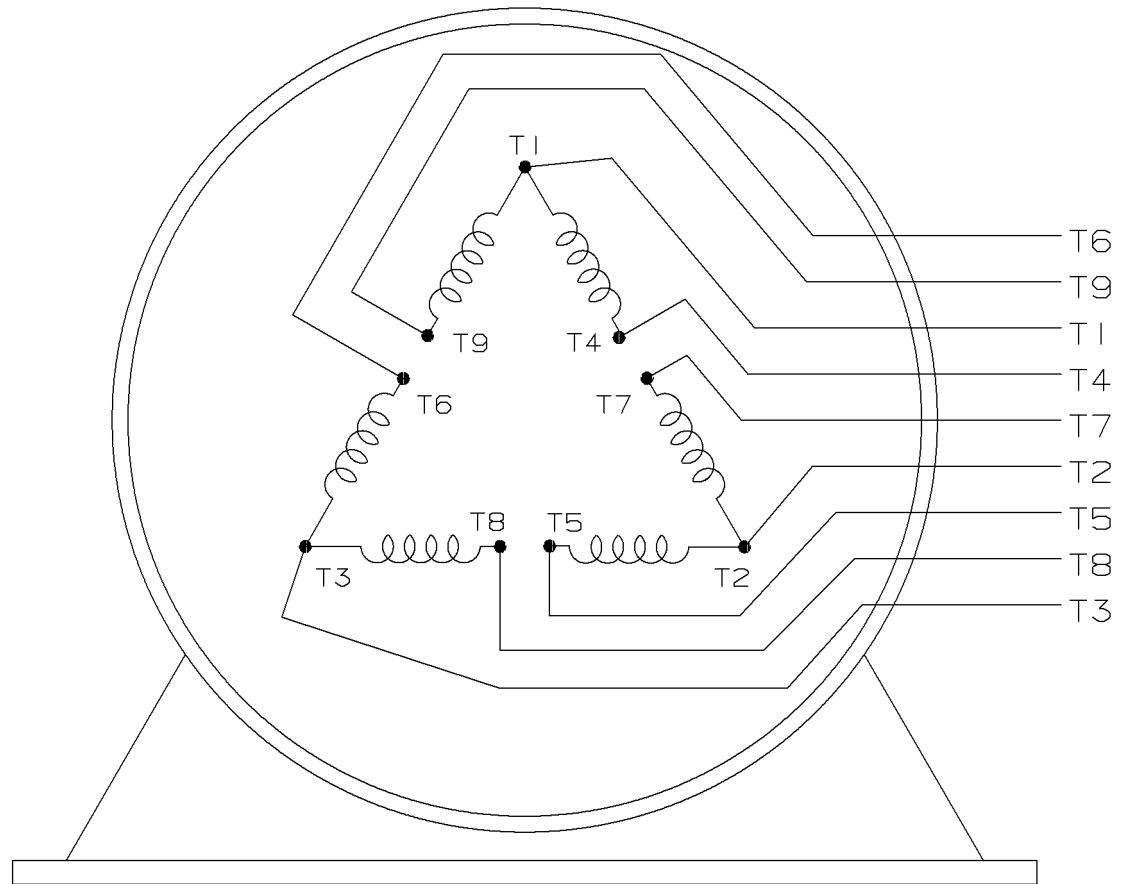
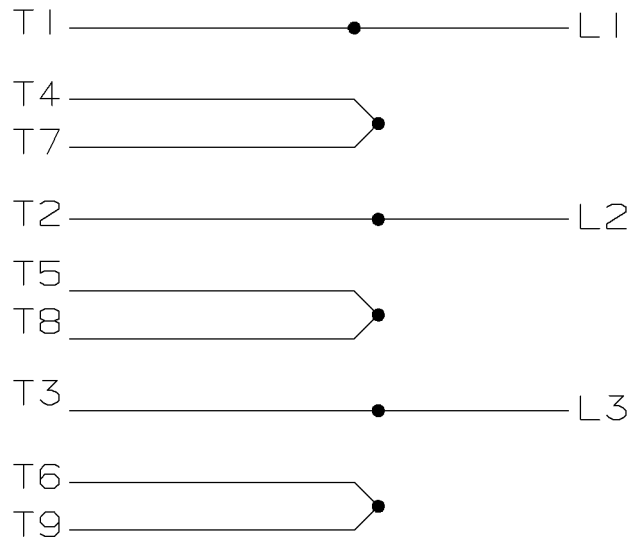
SHEET
1 OF 1

LOW VOLTAGE

A-EE7308K-LN



HIGH VOLTAGE



					<input checked="" type="checkbox"/> UNLESS OTHERWISE SPECIFIED DIMENSIONS ARE IN INCHES TOL. ON XX±.02 XXX±.005 XXXX±.0005 ANGLES± 7'30"			
2	08-09-1999	RE-ISSUE, ADDED '-' TO PART NUMBER	BLR		MAX. SURFACE ROUGHNESS UNLESS OTHERWISE NOTED FINISH MATERIAL		DRAWN BY TRB	07-15-1999
1	06-18-1999	NEW DRAWING	TRB			CHKD BY ML	07-15-1999	
				PART NAME CONNECTION DIAGRAM DELTA CONN. - 3Ø - 9 LEADS			APPD BY GK	07-20-1999
REV	DATE	CHANGE	NAME	PURCHASED			CADD FILE NO.	EE7308KLN



2100 WASHINGTON ST.
GRAFTON, WI
PH. 262-277-8810

CONN. DIAGRAM: A-EE7308K-LN

OUTLINE: B-SS321103LN-1200

WINDING #: K2564165 R26 6

CATALOG #: LM16762

MOUNTING: F1/F2 CAPABLE

TYPICAL MOTOR PERFORMANCE DATA

HP	kW	SYNC. RPM	F.L. RPM	FRAME	ENCLOSURE	KVA CODE	DESIGN
15&15	11.2&11.2	1800	1775&1460	254TC	TEFC	G	B

PH	Hz	VOLTS	AMPS	START TYPE	DUTY	INSL	S.F.	AMB°C
3	60/50	230/460&380-415	37.5/18.8&22.5-21.5	ACROSS THE LINE	CONTINUOUS	F3	1.25/1.15	40

FULL LOAD EFF:	92.4&91	3/4 LOAD EFF:	92.4	1/2 LOAD EFF:	91	GTD. EFF	ELEC. TYPE
FULL LOAD PF:	81&84	3/4 LOAD PF:	78	1/2 LOAD PF:	68	91.7	SQ CAGE IND RUN

F.L. TORQUE	LOCKED ROTOR AMPS	L.R. TORQUE	B.D. TORQUE	F.L. RISE°C
44.4 LB-FT	220 / 110	85 LB-FT 191 %	125 LB-FT 282 %	55

SOUND PRESSURE @ 3 FT.	SOUND POWER	ROTOR WK^2	MAX. WK^2	SAFE STALL TIME	STARTS / HOUR	APPROX. MOTOR WGT
65 dBA	75 dBA	2.4 LB-FT^2	110 LB-FT^2	25 SEC.	2	325 LBS.

*** SUPPLEMENTAL INFORMATION ***

DE BRACKET TYPE	ODE BRACKET TYPE	MOUNT TYPE	ORIENTATION	SEVERE DUTY	HAZARDOUS LOCATION	DRIP COVER	SCREENS	PAINT
C-FACE	STANDARD	RIGID	HORIZONTAL	FALSE	NONE	FALSE	NONE	GRAY (ENAMEL)

BEARINGS		GREASE	SHAFT TYPE	SPECIAL DE	SPECIAL ODE	SHAFT MATERIAL	FRAME MATERIAL
DE	ODE						
BALL	BALL	POLYREX EM	T	NONE	NONE	1045 HOT ROLLED (C-204)	ALUMINUM
309	208						

THERMO-PROTECTORS				THERMISTORS	CONTROL	SPACE HEATERS
THERMOSTATS	PROTECTORS	WDG RTDs	BRG RTDs			VOLTS
NONE	NOT	NONE	NONE	NONE	FALSE	NONE

*
N
O
T
E
S
*

INVERTER TORQUE: NONE
INV. HP SPEED RANGE: NONE
ENCODER: NONE
NONE NONE
NONE NONE PPR
BRAKE: NONE NONE
NONE P/N NONE
NONE NONE
FT-LB V NONE Hz

Data Sheet

Date: 1/19/2018

LM16762



Data @ **460 V**

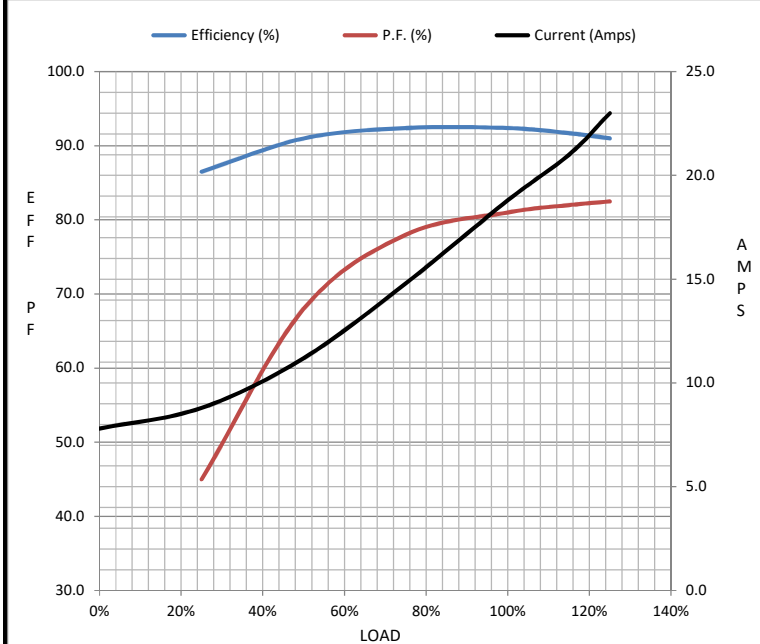
Motor Load Data

Load	0%	25%	50%	75%	100%	115%	125%	LR
Current (Amps)	7.8	8.8	11.2	14.8	18.8	21.0	23.0	110
Torque (ft-lb)	0.00	11.0	22.0	33.5	44.4	50.5	56.0	85.0
RPM	1800	1792	1788	1780	1775	1.770	1765	0
Efficiency (%)		86.5	91.0	92.4	92.4	91.7	91.0	
P.F. (%)	11.5	45.0	68.0	78.0	81.0	82.0	82.5	40.0

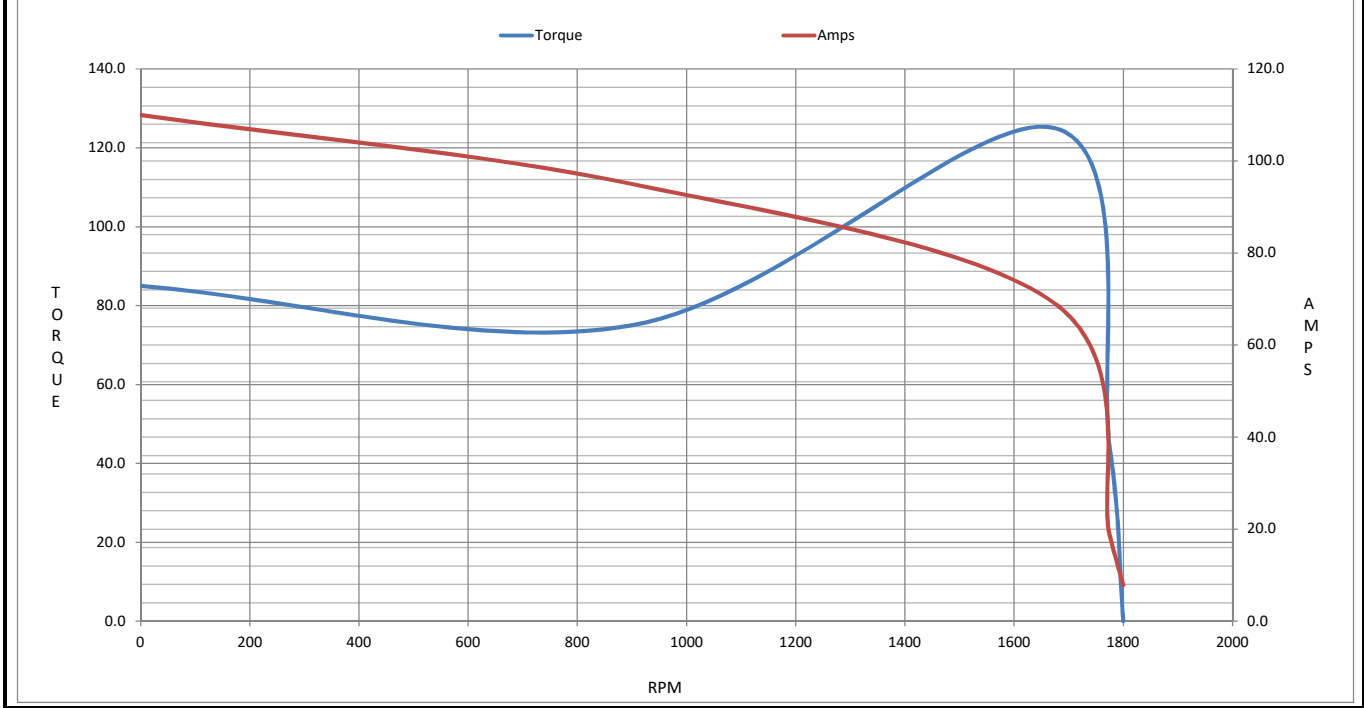
Motor Speed Data

	LR	Pull-Up	BD	Rated	Idle
Speed (RPM)	0	900	1675	1775	1800
Current (Amps)	110	95.0	69.0	18.8	7.8
Torque (ft-lb)	85.0	75.0	125	44.4	0.00

Information Block				
HP	15.0			
Sync. RPM	1800			
Frame	254			
Enclosure	TEFC			
Construction	TFY			
Voltage	230/460#380-415 V			
Frequency	60 Hz			
Design	B			
LR Code letter	G			
Service Factor	1.15			
Temp Rise @ FL	55 °C			
Duty	CONT			
Ambient	40 °C			
Elevation	1,000 feet			
Rotor/Shaft wk ²	2.40 Lb-Ft ²			
Ref Wdg	K2564165 R26			
Sound Pressure @ 1M	65 dBA			
VFD Rating	NONE			
Outline Dwg	B-SS321103LN-1200			
Conn. Diag	A-EE7308K-LN			
Additional Specifications:				
0				
0				
EQUIV CKT (OHMS / PHASE)				
R1	R2	X1	X2	Xm
0.3760	0.2380	1.3510	1.7770	32.5080



Speed - Torque Curve



EC Declaration of Conformity

The undersigned representing
the manufacturer:

Regal Beloit America
100 East Randolph St.
Wausau, WI 54401

and the authorized representative
established within the Community:

Marathon Electric UK
6F Thistleton Road Ind. Estate
Market Overton
Oakham, Rutland LE15 7PP UK

are committed to providing customers with products that comply with applicable regulations and international protocols to which they are subject, including the requirements of the European Parliament Directive on the Harmonization of the laws relating to electrical equipment designed for use within certain voltage limits (2014/35/EU).

Regal Beloit America declares that the following product(s), to which this declaration relates, are in conformity with the relevant sections of the EC standards listed below.

This statement supersedes any statements previously issued pertaining to the product(s) listed below and is subject to change without notice.

Model No : LM16762

(Model No. may contain prefix and/or suffix characters)

Catalog No : LM16762

Rework No : N/A

Directives :

Low Voltage Directive 2014/35/EU

Harmonized Standards Used :

EN 60034-1: 2010 (IEC 60034-1: 2010)

EN 60034-5: 2001/A1:2007 (IEC 60034-5: 2000/A1:2006)

Authorized Representative:



Michael A. Logsdon
Vice President, Technology

Authorized Representative in the Community:



Julian Clark
Marketing Engineer

Created on 09/01/2022

CE 22