



GE INDUSTRIAL MOTORS
a **WOLONG** company

Product Technical Information

October 11, 2022

Data shown is for the current revision model #. Ensure your nameplate model # matches.

Model Number:	5KS254BAA200
Catalog Number:	M1070
Instruction Manual:	GEI-56128
Connection Diagram:	GEM2034E-FIG9
Outline Drawing:	4002B5825GBP5201

Accessory Connection Diagrams

Bearing Thermocouple:	None	Heater:	None
RTD:	None	Thermistor:	None
Thermostat:	None	Winding Thermocouple:	None
Bearing RTD:	None		

Table of Contents

Specification	01
Performance Characteristics	02
Outline Drawing	03
Connection Drawing(s)	04
Spare parts	05

Marks:

MODEL NUMBER:	5KS254BAA200	Estimated Weight:	315 Lbs
Outline Drawing:	4002B5825GBP5201	Time Rating:	CONT
Connection Diagram:	GEM2034E-FIG9	Enclosure:	TEFC
Instruction Book:	GEI-56128	Encl Construction:	GP
Design Code:	25BD1381A	Ambient Max(°C):	40
Type:	KS	Alt Ambient Max(°C):	--
Frame:	254TC	Insulation Class:	F
Phases:	3	NEMA Design:	B
Poles:	4	Nominal Efficiency:	92.4 %
Output Power:	15HP 11.1KW	Guaranteed Efficiency:	91.0 %
RPM:	1775	3/4 Load Efficiency:	--
Voltage:	230/460	KVA Code:	G
Hertz:	60	Max KVAR:	5.8
Amps - FL:	37.2/18.6	Power Factor:	81.5
Service Factor:	1.15	Bearing - DE:	6310-2ZC3
Alt Service Factor:	--	Bearing - ODE:	6309-2ZC3

Enclosure is Totally Enclosed Fan-Cooled

Stamped Nameplate Notes:

VT 0-60 HZ NEMA MG1-31; 208V-39.5A



Additional Information:

4P - TC EXTN
STANDARD FLOOR MOUNT
C/BOX 137 CU IN-1.25 NPT
F1 CONDUIT BOX MOUNTING
"C" FACE AT DE ENDSHIELD AK=8 1/2
INVERTER DUTY PER NEMA MG1 PART 31
ALTERNATE RATING FOR PWM CONTROL:1.0SF 40C AMBIENT
VAR TORQUE RANGE 0-60 HZ
SUITABLE FOR 208V -39.5 AMPS WITH 1.15 SF



Performance Characteristics

1st Winding 1st Connection

Design: 25BD1381A

Marks:

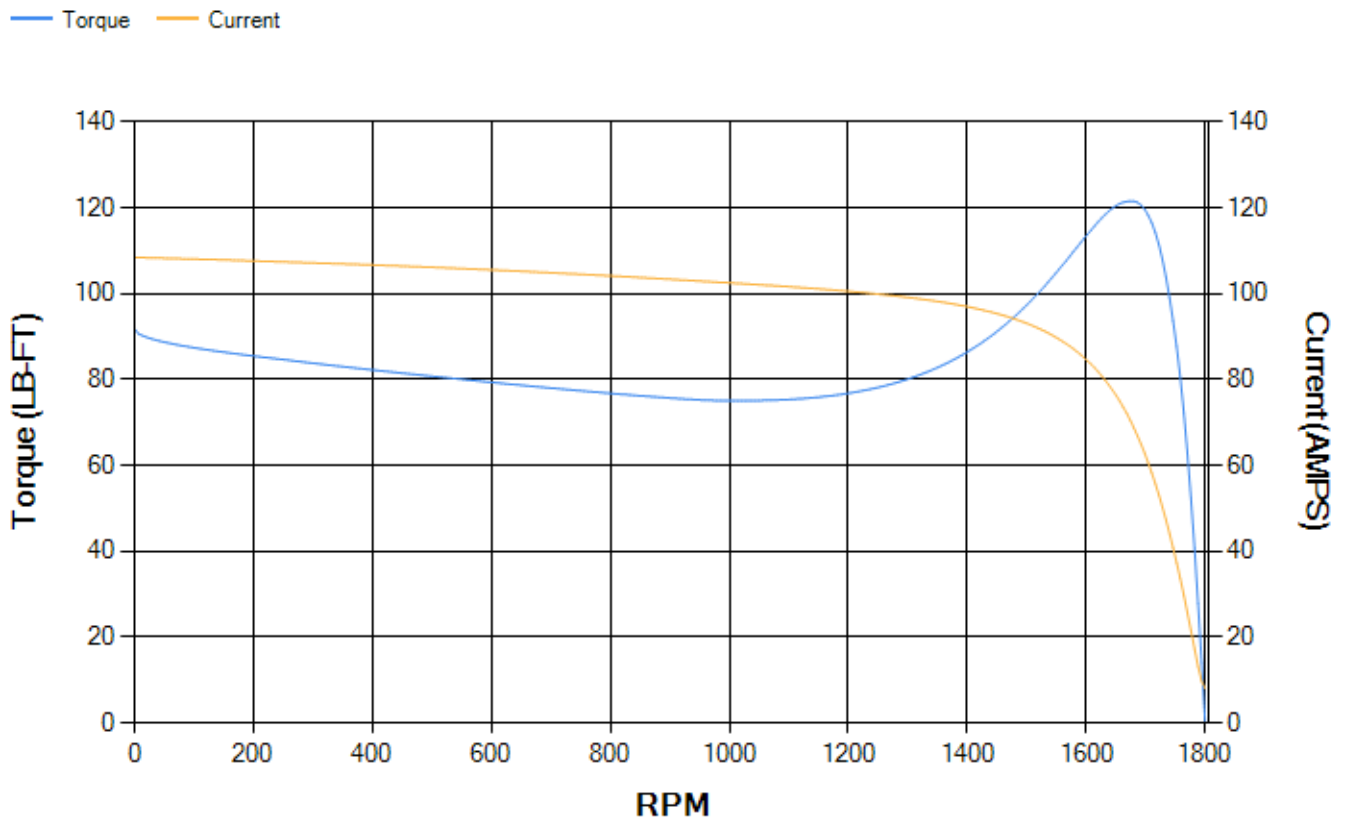
LOAD %	125.0	115.0	100.0	75.0	50.0	25.0	0.0
% EFF	91.7	92.08	92.74	92.96	92.49	89	0.00
% PF	84.04	83.3	81.61	76.36	65.4	42.9	4.51
AMPS	22.77	21.05	18.55	14.83	11.6	9.19	8.1

TORQ(FL)#FT	44.37	TORQ(LR)%FL	206.96	TORQ(BD)%FL	273.1
AMPS(LR)	108.48	PF AT START	0.45		

This motor is capable of two cold or one hot start with a maximum connected load inertia of 496 Lb-Ft Sq (20.88 Kg-meter Sq)at 100% voltage, where the load torque varies with the square of the speed. Acceleration time with maximum inertia and the above load type is 41 seconds. Safe stall time at 100% voltage is 91 seconds cold, 60 seconds hot. Rotor inertia is 2.08 Lb-Ft Sq (0.09 Kg-meter Sq).

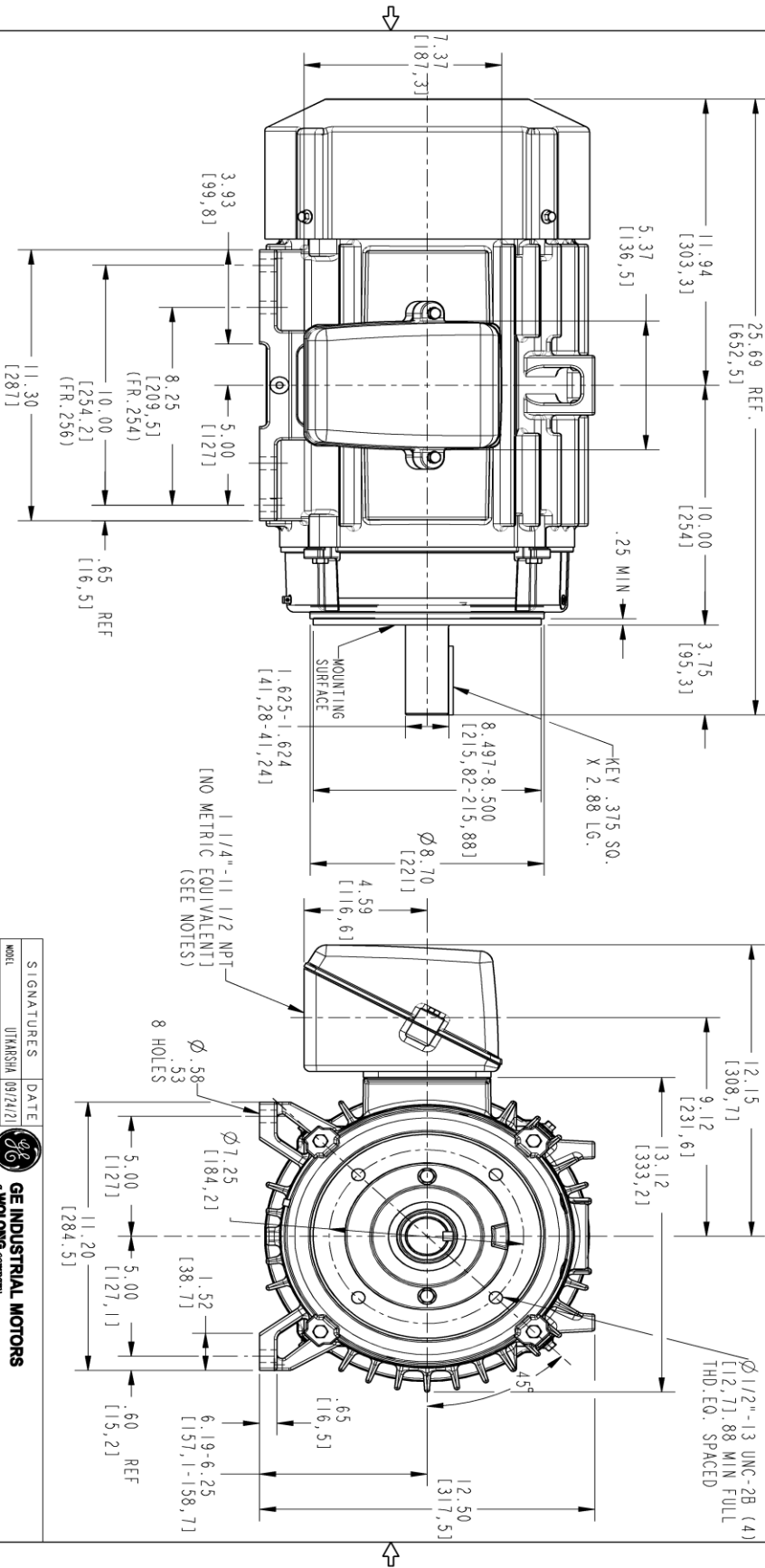
Open Circuit A-C:	0.412	Short Circuit D-C:	0.012
Short Circuit A-C:	0.024	X/R Ratio:	4.613
Stator Slots:	48	Rotor Slots:	40

Speed Torque Current Curve (First Connection, First Speed)



Marks:

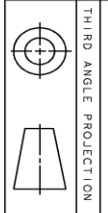
- NOTE 1: CONDUIT BOX MAY BE ASSEMBLED WITH ENTRANCE UP, DOWN OR TO EITHER SIDE.
- NOTE 2: FL ASSEMBLY AS SHOWN.
- NOTE 3: MOUNTING SURFACES WILL BE SQUARE AND CONCENTRIC WITH SHAFT WITHIN .004 T.I.R.
- NOTE 4: SHAFT RUNOUT WILL NOT EXCEED .002 T.I.R.
- NOTE 5: ALL DIMENSIONS ARE INCHES. BRACKETED DIMENSIONS ARE IN METRIC (MILLIMETERS).



PROPRIETARY INFORMATION
 © COPYRIGHT 2018 Wolog Electric America LLC AND/OR ITS AFFILIATES. All rights reserved. This document and the information it contains is the property of the Wolog Electric America LLC and/or its affiliates. It has been provided solely for transmission for design and engineering purposes. It is not to be used for any other purpose without the express written consent of Wolog Electric America LLC. Any other use or reproduction is strictly prohibited except as expressly authorized in writing by the Wolog Electric America LLC.

REV.	DESCRIPTION	DATE	APPROVED

SIZE: DRAWING NO.	B	REV	000	SHEET	1
4002B5825GBP5201					
REVOLUTIONS					



SIGNATURES	DATE	<p>GE INDUSTRIAL MOTORS a Wolog company</p> <p>INDUCTION MOTOR OUTLINE GP CONSTRUCTION</p> <p>250TC TERC GP ULTRA C-FACE1850RABBE1137 CULN CB0X</p>
MODEL	UTAKASHA [09/24/21]	
DETAIL	DHEEMAJ B [09/24/21]	
CREATOR	DHEEMAJ B [09/24/21]	
CHKD	-	
QUALITY	UTAKASHA [09/24/21]	SCALE: 0.250
ISSUED	B	REF. No.: 4002B5825GBP5201
SOLID MODEL:	4002B5825GBP5201	SHEET 1 of 1

Marks:

Connection Diagram
GEM2034E-FIG9



End shield Assembly		
Part Description	DE Side Part#	ODE Side Part#
End Shield	128D6106PZ1	4004D5283SB1
Bearing	235A2608AA02	235A2607AA02
Slinger/Inproseal	149C4399G03	

Fan & Fan Cover Assembly	
Part Description	Part#
Fan	159C6700G02
Fan Cover	4003C5805PA1

Conduit & Accessories Box Assembly	
Part Description	Part#
Conduit Box	4002B5728SH-G04

Mechanical Accessories	
Part Description	Part#
Brake	
Tachometer	

