



GE INDUSTRIAL MOTORS
a **WOLONG** company

Product Technical Information

April 8, 2021

Data shown is for the current revision model #. Ensure your nameplate model # matches.

Model Number:	5KS213SAA204D3
Catalog Number:	M9730
Instruction Manual:	GEI-56128
Connection Diagram:	GEM2034E-FIG7
Outline Drawing:	4002B5821PAP5616

Accessory Connection Diagrams

Bearing Thermocouple:	None	Heater:	None
RTD:	None	Thermistor:	None
Thermostat:	None	Winding Thermocouple:	None
Bearing RTD:	None		

Table of Contents

Specification	01
Performance Characteristics	02
Outline Drawing	03
Connection Drawing(s)	04
Spare parts	05

Marks:

MODEL NUMBER:	5KS213SAA204D3	Estimated Weight:	200 Lbs
Outline Drawing:	4002B5821PAP5616	Time Rating:	CONT
Connection Diagram:	GEM2034E-FIG7	Enclosure:	TEFC
Instruction Book:	GEI-56128	Encl Construction:	841
Design Code:	21BD1152B	Ambient Max(°C):	40
Type:	KS	Alt Ambient Max(°C):	--
Frame:	213T	Insulation Class:	H
Phases:	3	NEMA Design:	B
Poles:	4	Nominal Efficiency:	91.7 %
Output Power:	7.5HP 5.6KW	Guaranteed Efficiency:	91.0 %
RPM:	1770	3/4 Load Efficiency:	--
Voltage:	575	KVA Code:	H
Hertz:	60	Max KVAR:	2.3
Amps - FL:	7.3	Power Factor:	83.5
Service Factor:	1.15	Bearing - DE:	6208ZC3
Alt Service Factor:	--	Bearing - ODE:	6208ZC3

Enclosure is Totally Enclosed Fan-Cooled

Stamped Nameplate Notes:

IEEE-STD-841-2009

DE BRG 40BC02JP30 ODE BRG 40BC02JP30

STAMP NP249A5564P051 AS BELOW:

MODEL:5KS213SAA204D3 S/N: XXX

CSA CERTIFIED CSA09.2216219 FOR EX NA IIC 200C GC

CL 1 ZONE2 AEX NA IIC 200C;CL 1 DIV2 GRP ABCD 200C

IN -40C <= AMB <= 40C, 1.0 SF ON SINE-WAVE PWR

SURF TEMP 200C AT 1.15SF ON SINE-WAVE PWR

OR 200C VT OR 200C CT OR 200C CHP PWM CONTROL

ALTERNATE RATING FOR PWM CONTROL 1.0SF 40C AMB

VT 0 - 60 HZ, CT 3 - 60 HZ, CHP 60 - 90 HZ.



Additional Information:

4P - T EXTN
STANDARD FLOOR MOUNT
C/BOX 55 CU IN-1.00 NPT
F1 CONDUIT BOX MOUNTING
PAINTED FRAME ID & SHAFT,
FAN COVER INSIDE & ODE E/S OUTSIDE
ROUTINE AND 5 POINT VIBRATION TESTS INCL IN C/BOX
GROUND SCREW ON FRAME
SHAFT RUNOUT LIMIT .001" TIR
OIL RESISTANT SLEEVING ON LEADS



Performance Characteristics

1st Winding 1st Connection

Design: 21BD1152B

Marks:

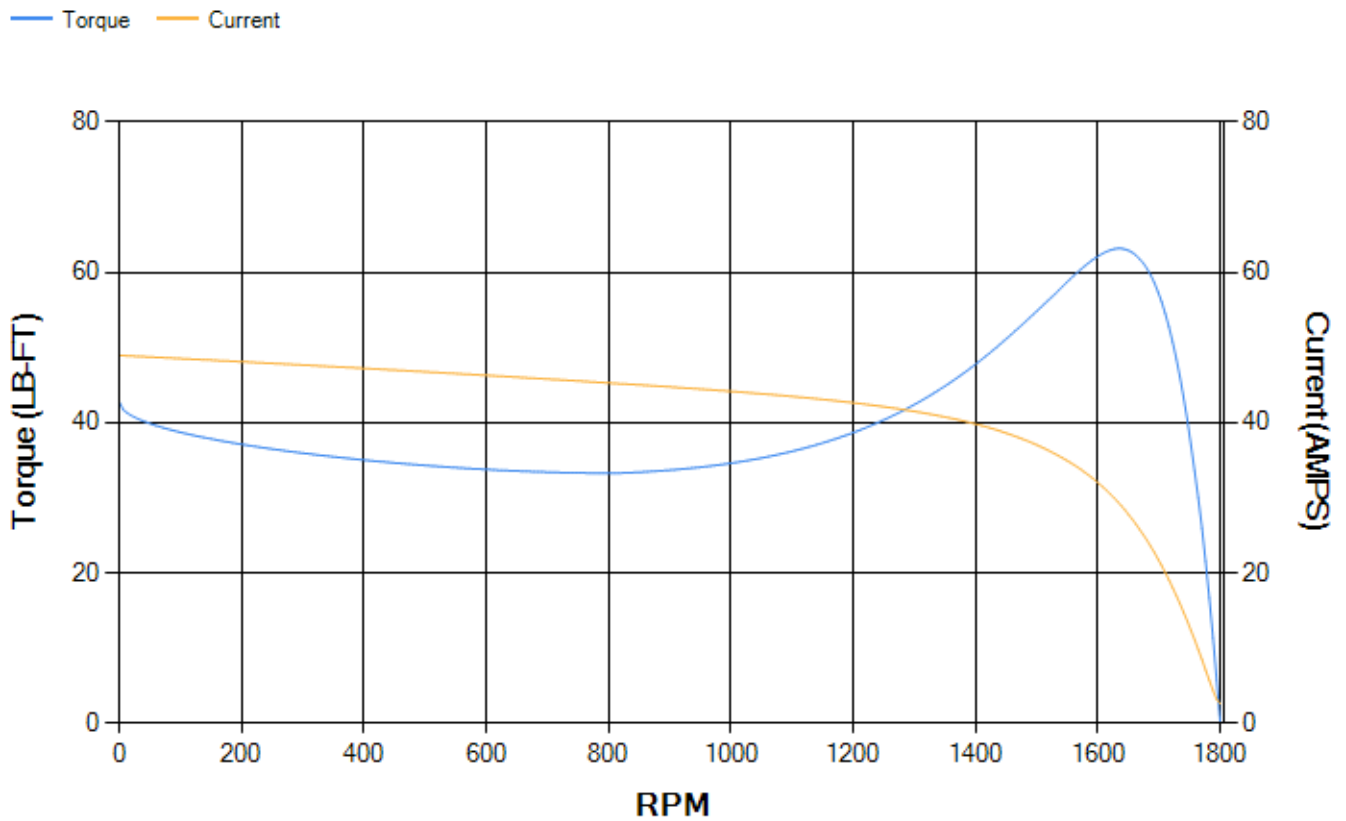
LOAD %	125.0	115.0	100.0	75.0	50.0	25.0	0.0
% EFF	90.5	91	91.79	92.13	91.66	87.84	0.00
% PF	84.6	84.44	83.66	80.31	71.86	50.96	6.51
AMPS	9.17	8.41	7.31	5.69	4.26	3.14	2.57

TORQ(FL)#FT	22.25	TORQ(LR)%FL	192.04	TORQ(BD)%FL	282.23
AMPS(LR)	48.95	PF AT START	0.4		

This motor is capable of two cold or one hot start with a maximum connected load inertia of 298 Lb-Ft Sq (12.55 Kg-meter Sq)at 100% voltage, where the load torque varies with the square of the speed. Acceleration time with maximum inertia and the above load type is 53 seconds. Safe stall time at 100% voltage is 117 seconds cold, 87 seconds hot. Rotor inertia is 0.99 Lb-Ft Sq (0.04 Kg-meter Sq).

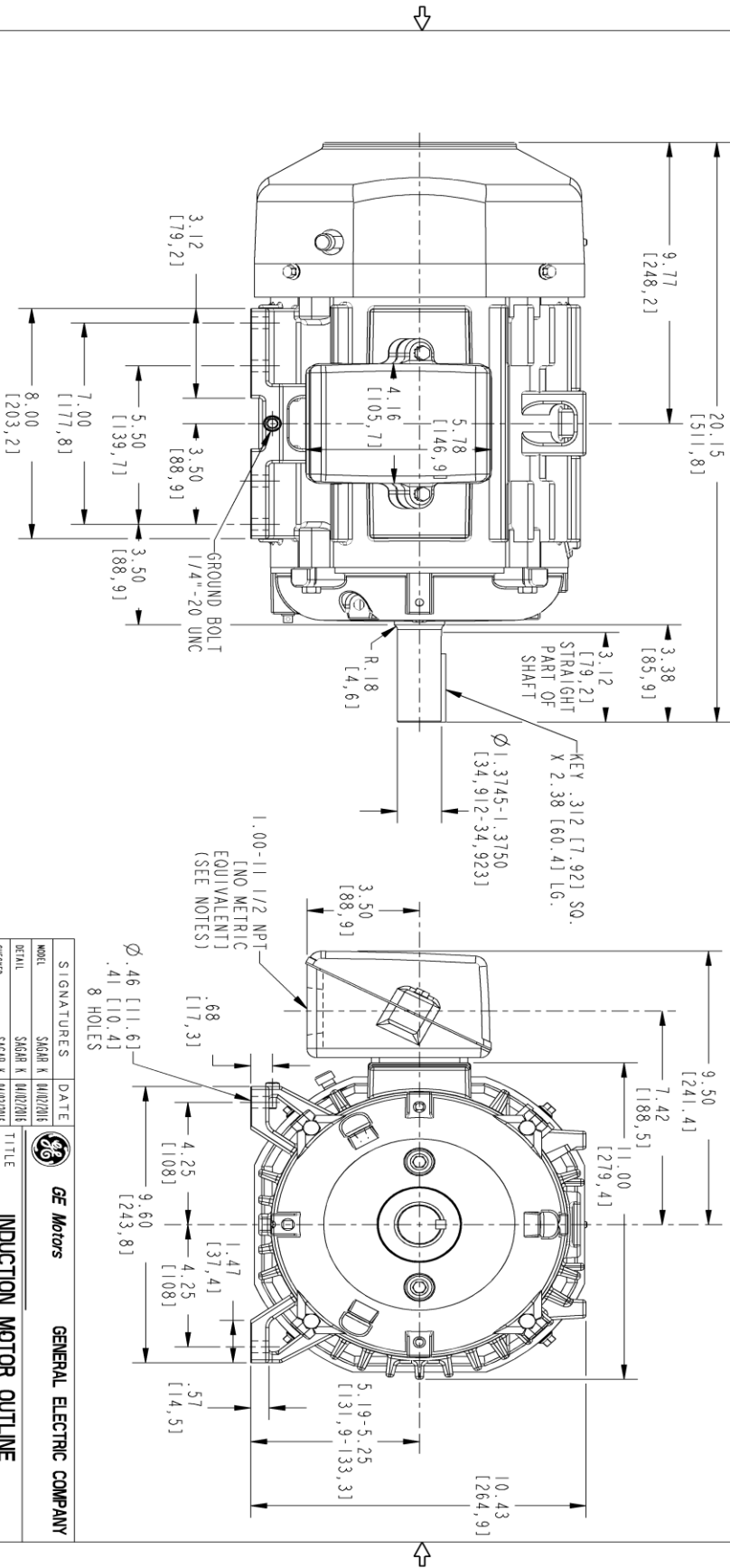
Open Circuit A-C:	0.448	Short Circuit D-C:	0.013
Short Circuit A-C:	0.021	X/R Ratio:	4.874
Stator Slots:	36	Rotor Slots:	28

Speed Torque Current Curve (First Connection, First Speed)



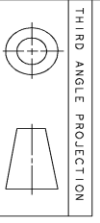
Marks:

NOTE 1: CONDUIT BOX MAY BE ASSEMBLED WITH ENTRANCE UP, DOWN OR TO EITHER SIDE.
 NOTE 2: F1 ASSEMBLY AS SHOWN. F2 ASSEMBLY CONDUIT BOX ON OPPOSITE SIDE FROM SHOWN LOCATION.
 NOTE 3: ALL DIMENSIONS ARE IN INCHES AND BRACKETED DIMENSIONS ARE IN METRIC (MILLIMETERS).



SIZE	DRAWING NO.	REV	SHEET
B	4002B5821PAP5616	0	1

REV.	DESCRIPTION	DATE	APPROVED

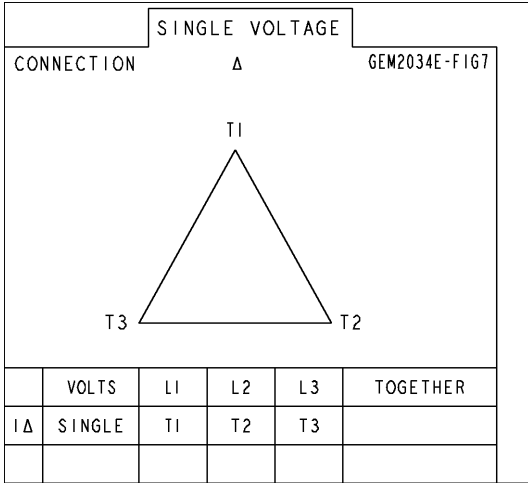


THIRD ANGLE PROJECTION

SIGNATURES	DATE	GE Motors GENERAL ELECTRIC COMPANY
MOBL	SIGAR K [4/10/2016]	
DETAIL	SIGAR K [4/10/2016]	
CREATED	SIGAR K [4/10/2016]	
ENGR	-	TITLE INDUCTION MOTOR OUTLINE STANDARD CONSTRUCTION WITH GROUND PAD FR213/215 T TEFC 4002B5821PAP5616
QC	-	
ISSUED	SIGAR K [4/10/2016]	
SOLD MODEL	4002B5821PAP5616	
SCALE:	0.300	REV
REF. No.:	4002B5821PAP5311	0
		SHEET
		1 of 1

Marks:

Connection Diagram
GEM2034E-FIG7



End shield Assembly		
Part Description	DE Side Part#	ODE Side Part#
End Shield	4004D5282PB1	4004D5282SJ1
Bearing	235A2503AE01	235A2503AE01
Slinger/Inproseal	149C4399G01	149C4399G01

Fan & Fan Cover Assembly	
Part Description	Part#
Fan	159C6700G01
Fan Cover	4003C5787PA1

Conduit & Accessories Box Assembly	
Part Description	Part#
Conduit Box	4002B5721PA-G01

Mechanical Accessories	
Part Description	Part#
Brake	
Tachometer	

