

PRODUCT INFORMATION PACKET

Model No: 365TTGS16542

Catalog No: U034A

Explosion Proof Motor, 75 HP, 3 Ph, 60 Hz, 575 V, 1800 RPM, 365T Frame, EPFC



Regal and are trademarks of Regal Rexnord Corporation or one of its affiliated companies.
©2022 Regal Rexnord Corporation, All Rights Reserved. MC017097E

Nameplate Specifications

Output HP	75 Hp	Output KW	56.0 kW
Frequency	60 Hz	Voltage	575 V
Current	69.5 A	Speed	1782 rpm
Service Factor	1	Phase	3
Efficiency	95.4 %	Power Factor	84
Duty	Continuous	Insulation Class	F
Design Code	A	KVA Code	H
Frame	365T	Enclosure	Explosion Proof Fan cooled
Thermal Protection	Thermostat	Ambient Temperature	50 °C
Drive End Bearing Size	6314	Opp Drive End Bearing Size	6312
UL	UL Listed And CSA Certified	CSA	Y
CE	N	IP Code	54
Hazardous Location	DIV 1 EXP PROOF CL I GR CD CL II GR FG T3C	Number of Speeds	1

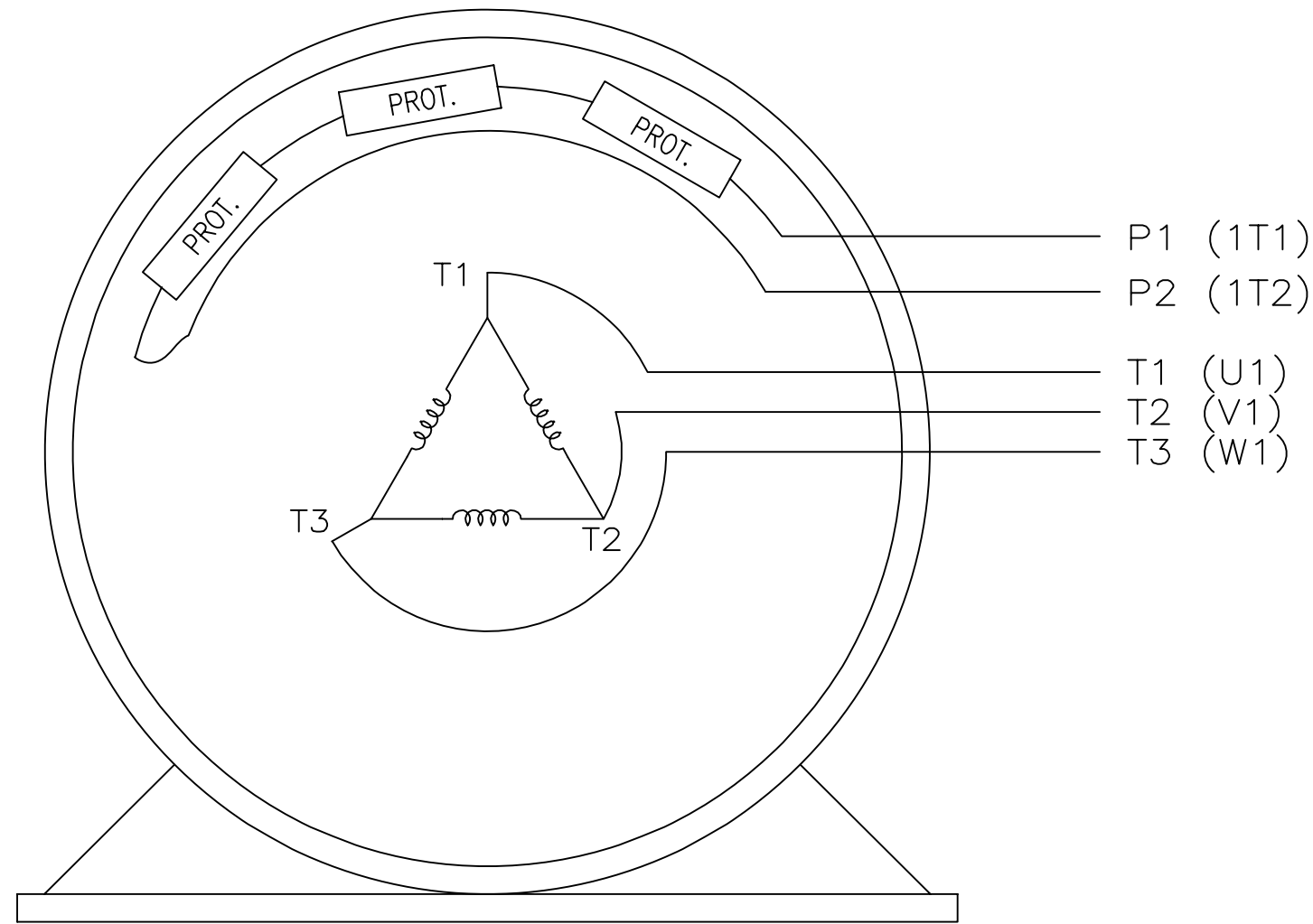
Technical Specifications

Electrical Type	Squirrel Cage Induction Run	Starting Method	Across The Line
Poles	4	Rotation	Reversible
Resistance Main	.069 Ohms	Mounting	Rigid Base
Motor Orientation	Horizontal	Drive End Bearing	Ball
Opp Drive End Bearing	Ball	Frame Material	Cast Iron
Shaft Type	T	Overall Length	32.74 in
Frame Length	14.50 in	Shaft Diameter	2.375 in
Shaft Extension	6.12 in	Assembly/Box Mounting	F1 ONLY
Inverter Load	CONSTANT 2:1		
Connection Drawing	A-EE7300S	Outline Drawing	B-SS518459-1450

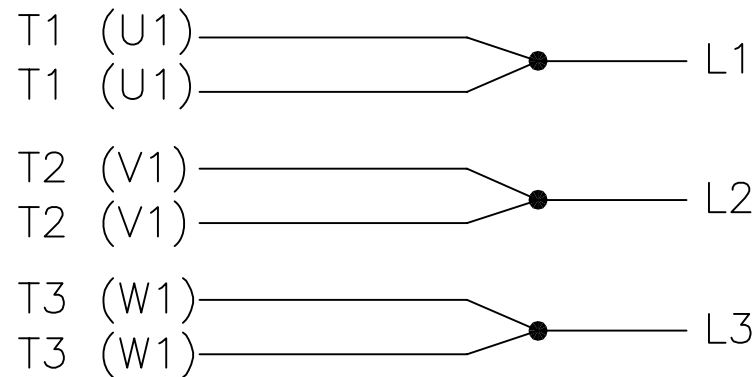
EE7300S

THREE PHASE – SINGLE VOLTAGE MOTOR

TO REVERSE ROTATION:
INTERCHANGE ANY TWO LINE
LEAD CONNECTIONS



IF MOTOR HAS MULTIPLE
T'S PER LEAD CONNECT
TOGETHER LIKE T'S



A-9806 DECAL

VIEW OF TERMINAL END

NO.	REVISION	BY & DATE	CHK	TOLERANCES UNLESS SPECIFIED			REGAL-BELOIT CORPORATION	DRAWN KL 12-15-1999		
				DEC.	INCHES					
F	UPDATED TITLE BLOCK	HV 02-27-2014	EWB	.X	±	-	REGAL-BELOIT CORPORATION	CHK DJK 12-15-1999		
3	REMOVED "N.C." FROM PROT.'S MU61770	JJB 08-02-2010		.XX	±	-	TITLE CONNECTION DIAGRAM – EXTERNAL SINGLE VOLTAGE 3Ø MOTOR	APPD DJK 12-15-1999		
2	ADDED IEC MARKINGS MU61770	KL 09-16-2004	EAB	.XXX	±	-		SCALE 1=1		
1	NEW DRAWING	KL 12-16-1999		.XXXX	±	-	MAT'L.	REF		
				ANG	±	-	FINISH	FMF		
			RFP				CAD FILE ee7300s	PREV		
THIS DRAWING IN DESIGN AND DETAIL IS OUR PROPERTY AND MUST NOT BE USED EXCEPT IN CONNECTION WITH OUR WORK ALL RIGHTS OF DESIGN AND INVENTION ARE RESERVED THIS IS AN ELECTRONICALLY GENERATED DOCUMENT – DO NOT SCALE THIS PRINT				DIST	WA-LB-SB		SIZE A	DRAWING NO. EE7300S	PAGE OF	REV. F

Data Sheet

Date: 29-06-2017
 Customer: _____
 Attention: _____
 Submitted by: FAREEDA DUDEKULA



365TTGS16542

Submittal

Data @ 575 V

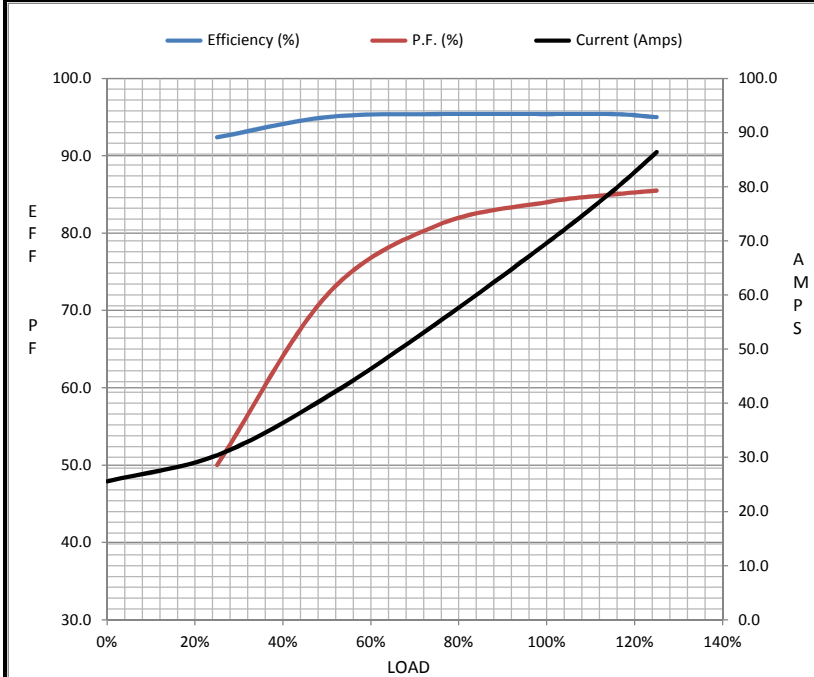
Motor Load Data

Load	0%	25%	50%	75%	100%	115%	125%	LR
Current (Amps)	25.6	30.4	41.2	54.8	69.6	79.2	86.4	520
Torque (ft-lb)	0.00	55.0	110	166	221	255	278	500
RPM	1800	1795	1790	1785	1782	1,778	1775	0
Efficiency (%)		92.4	95.0	95.4	95.4	95.4	95.0	
P.F. (%)	3.5	50.0	72.0	81.0	84.0	85.0	85.5	33.0

Motor Speed Data

	LR	Pull-Up	BD	Rated	Idle
Speed (RPM)	0	900	1725	1782	1800
Current (Amps)	520	460	288	69.6	25.6
Torque (ft-lb)	500	425	625	221	0.00

Information Block				
HP	75.0			
Sync. RPM	1800			
Frame	365			
Enclosure	TEFC			
Construction	TFS			
Voltage	575 V			
Frequency	60 Hz			
Design	A			
LR Code letter	H			
Service Factor	1.15			
Temp Rise @ FL	75 ° C			
Duty	CONT			
Ambient	40 ° C			
Elevation	1,000 feet			
Rotor/Shaft wk ²	18.5 Lb-Ft ²			
Ref Wdg	T3654203 NONE			
Sound Pressure @ 1M	68 dBA			
VFD Rating	CONSTANT 2:1			
Outline Dwg	B-SS518459-1450			
Conn. Diag	A-EE7300T			
Additional Specifications:				
0				
365THFS8036				
EQUIV CKT (OHMS / PHASE)				
R1	R2	X1	X2	Xm
0.0800	0.0520	0.4550	0.5550	12.7870



Speed - Torque Curve

