

PRODUCT INFORMATION PACKET

Model No: 182TTDW16049

Catalog No: U426B

General Purpose Motor, 3 HP, 3 Ph, 60 Hz, 230/460 V, 1800 RPM, 182T Frame, DP



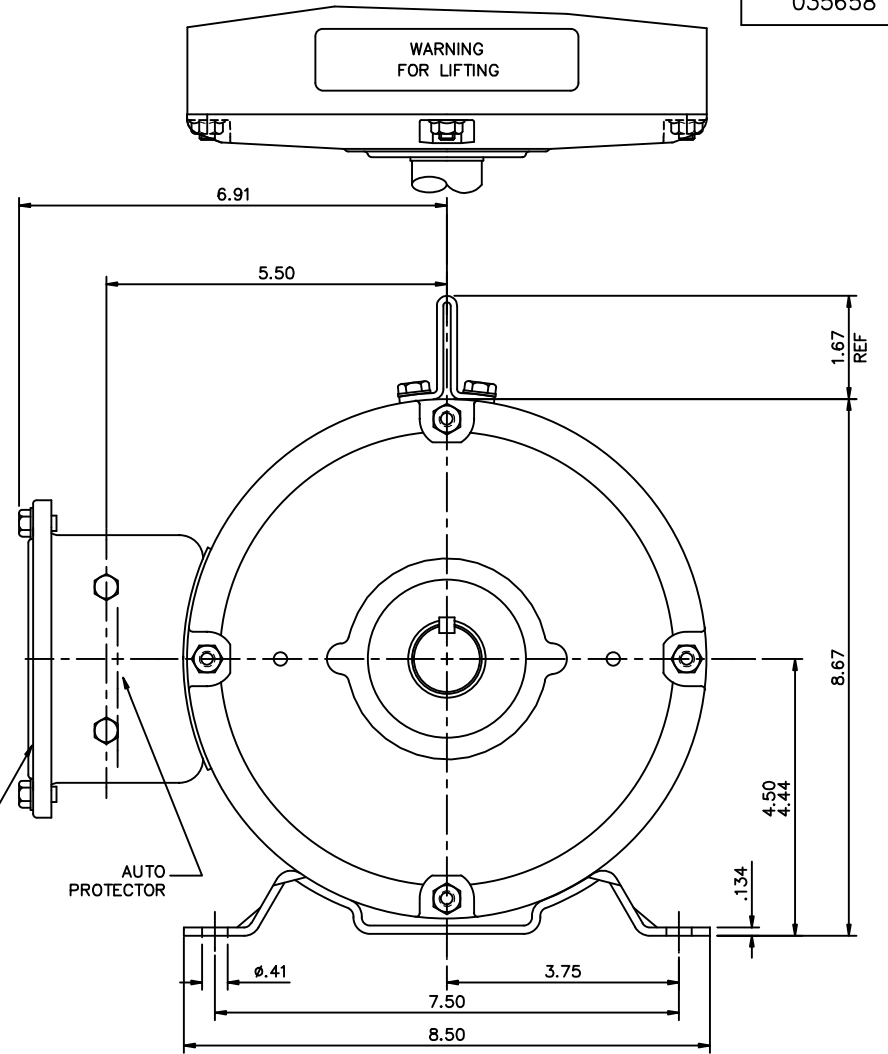
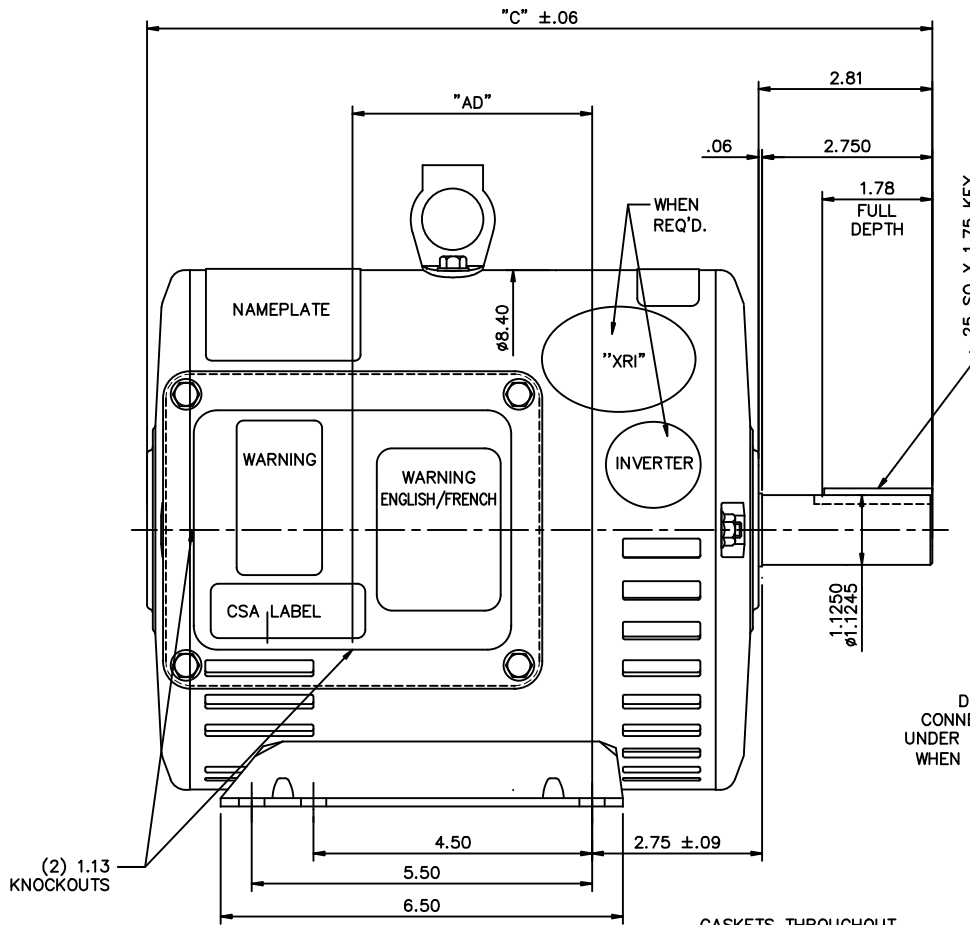
Regal and are trademarks of Regal Rexnord Corporation or one of its affiliated companies.
©2022 Regal Rexnord Corporation, All Rights Reserved. MC017097E

Nameplate Specifications

Output HP	3 Hp	Output KW	2.2 kW
Frequency	60 Hz	Voltage	230/460 V
Current	8.0/4.0 A	Speed	1760 rpm
Service Factor	1.15	Phase	3
Efficiency	89.5 %	Power Factor	79.3
Duty	Continuous	Insulation Class	F
Design Code	B	KVA Code	K
Frame	182T	Enclosure	Drip Proof
Thermal Protection	Automatic	Ambient Temperature	40 °C
Drive End Bearing Size	6206	Opp Drive End Bearing Size	6205
UL	Recognized	CSA	Y
CE	Y	IP Code	22
Number of Speeds	1		

Technical Specifications

Electrical Type	Squirrel Cage Induction Run	Starting Method	Across The Line
Poles	4	Rotation	Reversible
Resistance Main	3.89 Ohms	Mounting	Rigid Base
Motor Orientation	Horizontal	Drive End Bearing	Ball
Opp Drive End Bearing	Ball	Frame Material	Rolled Steel
Shaft Type	T	Overall Length	13.19 in
Frame Length	9.00 in	Shaft Diameter	1.125 in
Shaft Extension	2.81 in	Assembly/Box Mounting	F1 ONLY
Connection Drawing	005020.02ME	Outline Drawing	035658-900



(2) 1.13 KNOCKOUTS

GASKETS THROUGHOUT

DASH NO.	"C"	"AD"
850	12.69	3.87
900	13.19	4.37
950	13.69	4.87
1000	14.19	5.37
1050	14.69	5.87
1100	15.19	6.37
1150	15.69	6.87
1200	16.19	7.37

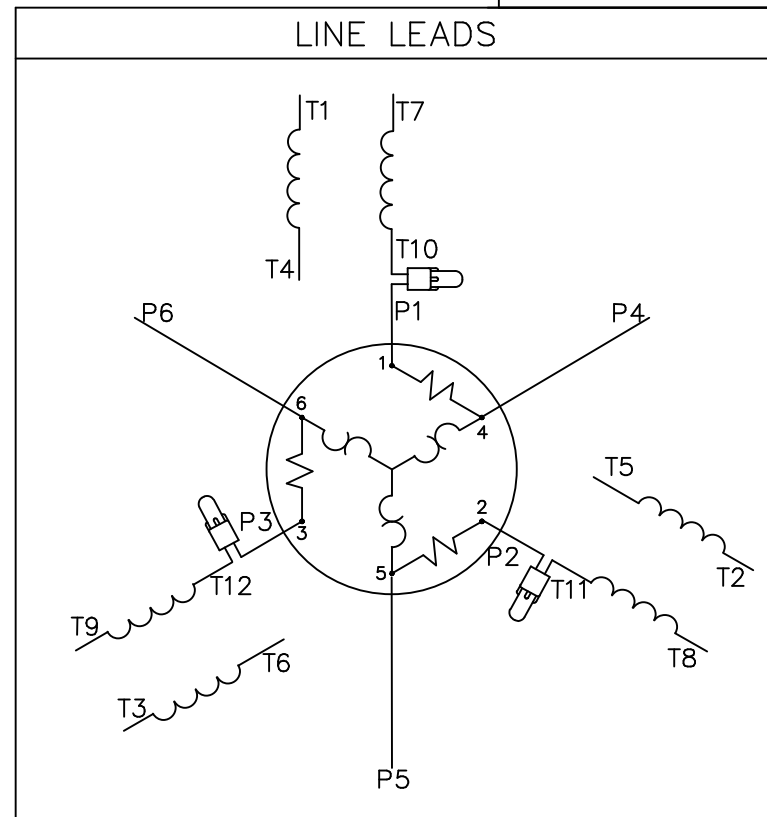
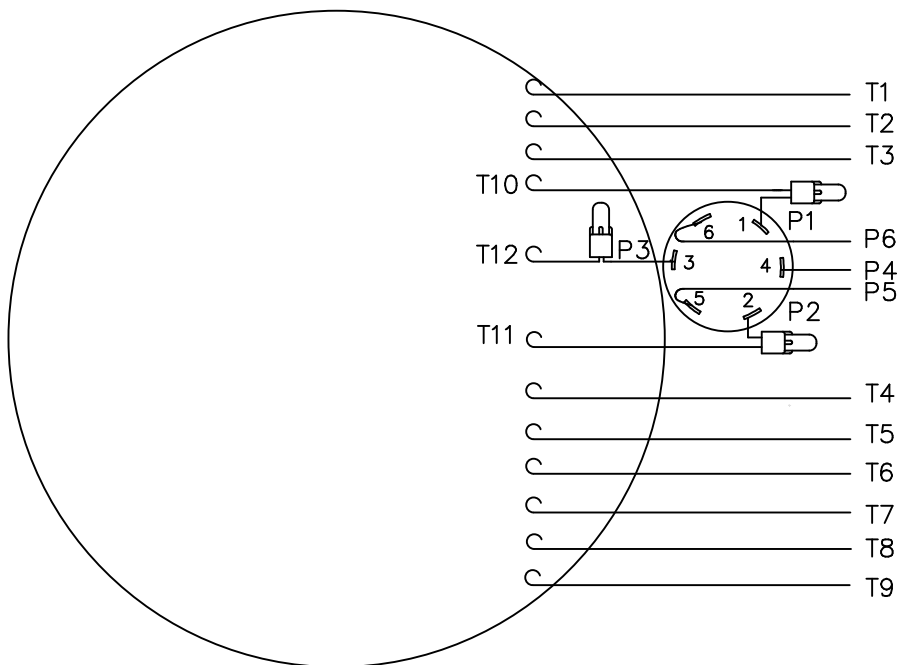
NO.		REVISION	BY & DATE	CHK	ANG	±1/2'	FINISH	CAD FILE	035658	SIZE	DRAWING NO.	REV.
01		AD DIM UPDATED	AK 03/07/2011							B	035658	01
THIS DRAWING IN DESIGN AND DETAIL IS OUR PROPERTY AND MUST NOT BE USED EXCEPT IN CONNECTION WITH OUR WORK ALL RIGHTS OF DESIGN AND INVENTION ARE RESERVED THIS IS AN ELECTRONICALLY GENERATED DOCUMENT - DO NOT SCALE THIS PRINT				RFP								
				DIST	NLV							



TITLE OUTLINE - 180T FRAME
DRIP PROOF - RIGID

DRAWN	YS 03/20/08
CHK	
APPD	
SCALE	1=2
REF	035621
FMF	182TDDW4074
PREV	

VIEW FROM OUTSIDE OF MOTOR AT SWITCH END.



VOLTAGE	L1	L2	L3	JOIN	SEPARATE
HIGH	T1	T2	T3	(T4, T7) (T5, T8) (T6, T9)	(P4) (P5) (P6)
LOW	T1, T7	T2, T8	T3, T9	(T4, P4) (T5, P5) (T6, P6)	

NO.	REVISION	BY & DATE	CHK	TOLERANCES UNLESS SPECIFIED		FINISH	DRAWN	LST	7/2/08		
				DEC.	INCHES						
				.X	±.1		CHK				
				.XX	±.01		APPD				
				.XXX	±.005	TITLE	SCALE	1=1			
				.XXXX	±.0005	MAT'L.	REF				
					±1/2'	FINISH	FMF				
							PREV				
THIS DRAWING IN DESIGN AND DETAIL IS OUR PROPERTY AND MUST NOT BE USED EXCEPT IN CONNECTION WITH OUR WORK ALL RIGHTS OF DESIGN AND INVENTION ARE RESERVED THIS IS AN ELECTRONICALLY GENERATED DOCUMENT - DO NOT SCALE THIS PRINT			RFP	CAD FILE 00502002ME			SIZE	DRAWING NO.	PAGE	OF	REV.
			DIST				A	005020-02ME			



EXTERNAL WIRING DIAGRAM
TYPE T W/ PROTECTOR
DECAL - 004023

CERTIFICATION DATA SHEET

Model#: 182TTDW16049 AA WINDING#: T84173 DR 9
 CONN. DIAGRAM: 005020.02ME ASSEMBLY: F1 ONLY
 OUTLINE: 035658-900

TYPICAL MOTOR PERFORMANCE DATA

HP	KW	SYNC. RPM	F.L. RPM	FRAME	ENCLOSURE	KVA CODE	DESIGN
3&2	2.24&1.49	1800	1760&1475	182T	DP	K	B

PH	Hz	VOLTS	FL AMPS	START TYPE	DUTY	INSL	S.F	AMB°C	ELEVATION
3	60/50	230/460#190/ 380	8/4&7.2/3.5	ACROSS THE LINE	CONTINUOU S	F4	1.15/1.15	40	3300

FULL LOAD EFF: 89.5&88.5	3/4 LOAD EFF: 89.5	1/2 LOAD EFF: 88.2	GTD. EFF	ELEC. TYPE	NO LOAD AMPS
FULL LOAD PF: 79.3&75	3/4 LOAD PF: 73.2	1/2 LOAD PF: 61.1	88.5	SQ CAGE IND RUN	4 / 2

F.L. TORQUE	LOCKED ROTOR AMPS	L.R. TORQUE	B.D. TORQUE	F.L. RISE°C
8.9 LB-FT	68.4 / 34.2	22 LB-FT 247	35.8 LB-FT 402	31

SOUND PRESSURE @ 3 FT.	SOUND POWER	ROTOR WK^2	MAX. WK^2	SAFE STALL TIME	STARTS /HOUR	APPROX. MOTOR WGT
51 dBA	61 dBA	0.357 LB-FT^2	55 LB-FT^2	15 SEC.	2	0 LBS.

*** SUPPLEMENTAL INFORMATION ***

DE BRACKET TYPE	ODE BRACKET TYPE	MOUNT TYPE	ORIENTATION	SEVERE DUTY	HAZARDOUS LOCATION	DRIP COVER	SCREENS	PAINT
STANDARD	STANDARD	RIGID	HORIZONTAL	FALSE	NONE	FALSE	NONE	BLUE (ENAMEL)

BEARINGS		GREASE	SHAFT TYPE	SPECIAL DE	SPECIAL ODE	SHAFT MATERIAL	FRAME MATERIAL
DE	OPE						
BALL	BALL						
6206	6205	POLYREX EM	T	NONE	NONE	AISI 1045 (C-240)	ROLLED STEEL

THERMO-PROTECTORS				THERMISTORS	CONTROL	SPACE /n HEATERS
THERMOSTATS	PROTECTORS	WDG RTDs	BRG RTDs			
NONE	AUTOMATIC	NONE	NONE	NONE	FALSE	NONE VOLTS

If Inverter equals NONE, contact factory for further information

* N O T E S *	INVERTER TORQUE: NONE
	INV. HP SPEED RANGE: NONE
	ENCODER: NONE
	NONE NONE NONE NONE PPR
BRAKE: NONE NONE	
NONE P/N NONE	
NONE NONE	
NONE FT-LB NONE V NONE Hz	

DATE: 06/27/2017 01:44:30 AM
 FORM 3531 REV.3 02/07/99
 ** Subject to change without notice.

Data Sheet

Date: 19-06-2017
 Customer: _____
 Attention: _____
 Submitted by: FAREEDA DUDEKULA



182TTDW16049

Submittal

Data @ 460 V

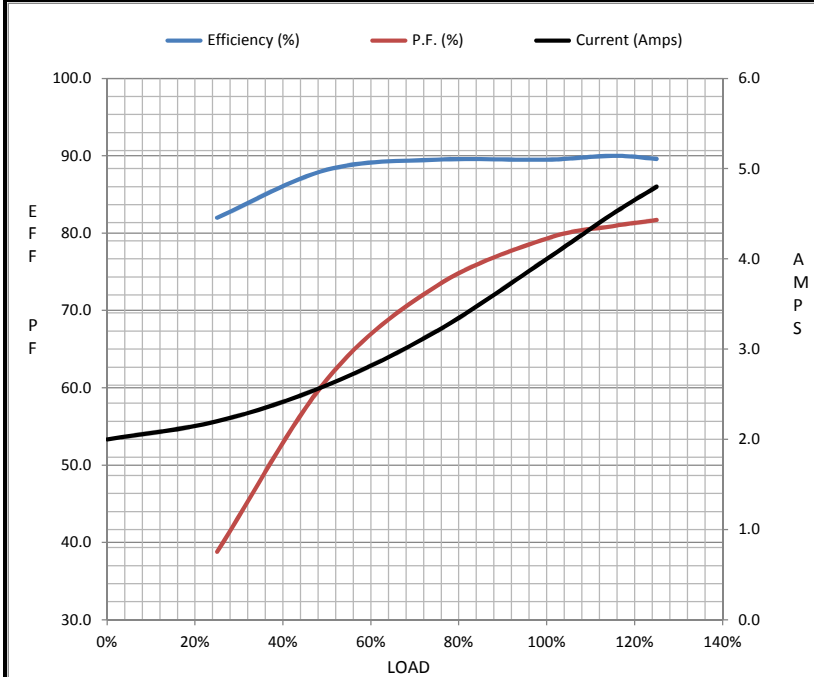
Motor Load Data

Load	0%	25%	50%	75%	100%	115%	125%	LR
Current (Amps)	2.00	2.20	2.60	3.2	4.0	4.5	4.8	34.2
Torque (ft-lb)	0.00	2.19	4.4	6.6	8.9	10.3	11.2	22.0
RPM	1800	1790	1779	1767	1760	1,752	1745	0
Efficiency (%)		82.0	88.2	89.5	89.5	90.0	89.6	
P.F. (%)	6.9	38.8	61.1	73.2	79.3	80.9	81.7	50.5

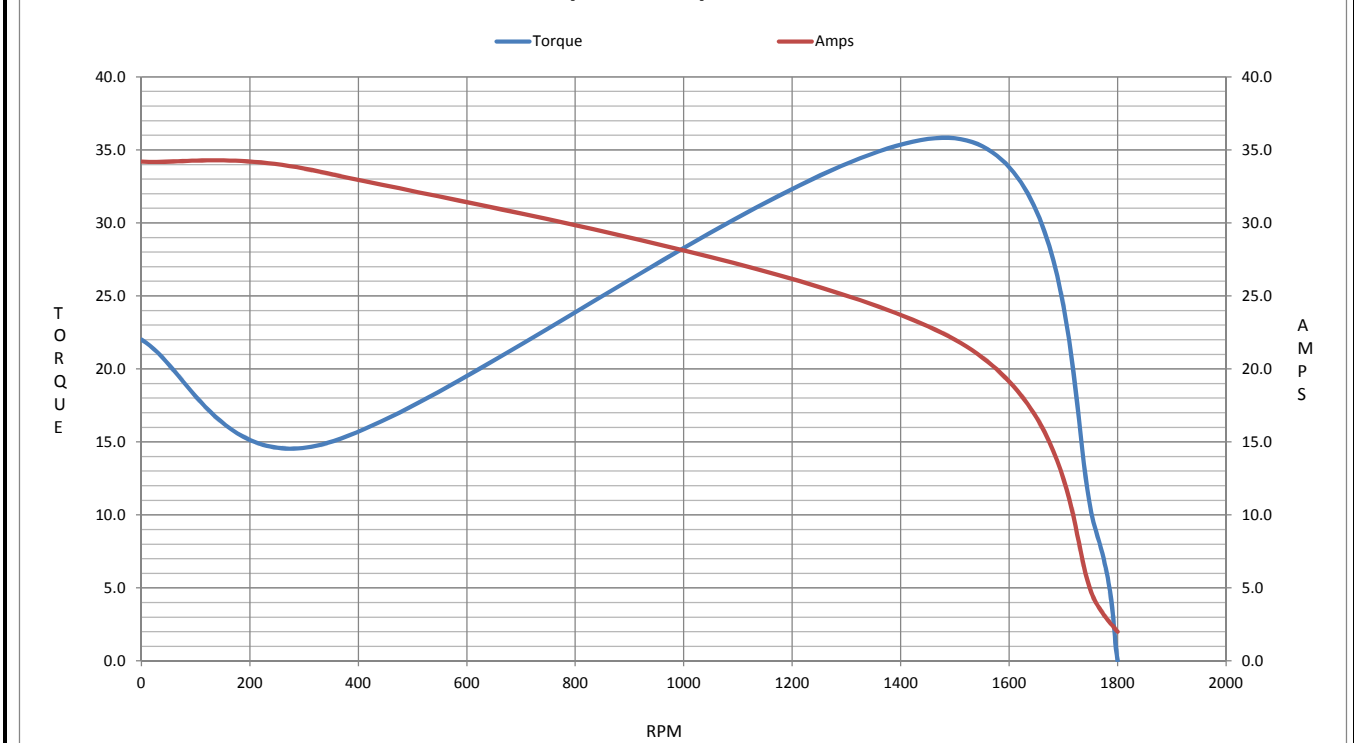
Motor Speed Data

	LR	Pull-Up	BD	Rated	Idle
Speed (RPM)	0	330	1500	1760	1800
Current (Amps)	34.2	33.5	22.0	4.0	2.00
Torque (ft-lb)	22.0	14.8	35.8	8.9	0.00

Information Block				
HP	3.0			
Sync. RPM	1800			
Frame	182			
Enclosure	DP			
Construction	TDW			
Voltage	230/460#190/38(V)			
Frequency	60 Hz			
Design	B			
LR Code letter	K			
Service Factor	1.15			
Temp Rise @ FL	31 ° C			
Duty	CONT			
Ambient	40 ° C			
Elevation	1,000 feet			
Rotor/Shaft wk ²	0.36 Lb-Ft ²			
Ref Wdg	T84173 DR			
Sound Pressure @ 1M	51 dBA			
VFD Rating	NONE			
Outline Dwg	035658-900			
Conn. Diag	005020.02ME			
Additional Specifications:				
0				
365THFS8036				
EQUIV CKT (OHMS / PHASE)				
R1	R2	X1	X2	Xm
0.0000	0.0000	0.0000	0.0000	0.0000



Speed - Torque Curve



EC Declaration of Conformity

The undersigned representing
the manufacturer:

Regal Beloit America
100 East Randolph St.
Wausau, WI 54401

and the authorized representative
established within the Community:

Marathon Electric UK
6F Thistleton Road Ind. Estate
Market Overton
Oakham, Rutland LE15 7PP UK

are committed to providing customers with products that comply with applicable regulations and international protocols to which they are subject, including the requirements of the European Parliament Directive on the Harmonization of the laws relating to electrical equipment designed for use within certain voltage limits (2014/35/EU).

Regal Beloit America declares that the following product(s), to which this declaration relates, are in conformity with the relevant sections of the EC standards listed below.

This statement supersedes any statements previously issued pertaining to the product(s) listed below and is subject to change without notice.

Model No : 182TTDW16049

(Model No. may contain prefix and/or suffix characters)

Catalog No : U426B

Rework No : N/A

Directives :

Low Voltage Directive 2014/35/EU

Harmonized Standards Used :

EN 60034-1: 2010 (IEC 60034-1: 2010)

EN 60034-5: 2001/A1:2007 (IEC 60034-5: 2000/A1:2006)

Authorized Representative:



Michael A. Logsdon
Vice President, Technology

Authorized Representative in the Community:



Julian Clark
Marketing Engineer

Created on 09/01/2022

CE 22