

BALDOR® • RELIANCE 

Product Information Packet

VXM21142T

10//7.5HP,1770//1475RPM,3PH,60//50HZ,215

Part Detail							
Revision:	A	Status:	PRD/A	Change #:		Proprietary:	No
Type:	AC	Elec. Spec:	37WGS518	CD Diagram:	CD0005	Mfg Plant:	
Mech. Spec:		Layout:	37LY-000-164	Poles:	04	Created Date:	04-27-2021
Base:		Eff. Date:	12-09-2021	Leads:	9#14		

Specs			
Catalog Number:	VXM21142T	Duty Rating:	CONT
Enclosure:	XPFC	Electrically Isolated Bearing:	Not Electrically Isolated
Frame:	215TC	Feedback Device:	NO FEEDBACK
Frame Material:	Steel	Heater Indicator:	No Heater
Output @ Frequency:	10.000 HP @ 60 HZ	Insulation Class:	F
	7.500 HP @ 50 HZ	Inverter Code:	Inverter Duty
Synchronous Speed @ Frequency:	1800 RPM @ 60 HZ	IP Rating:	NONE
Voltage @ Frequency:	230.0 V @ 60 HZ	KVA Code:	K
	190.0 V @ 50 HZ	Lifting Lugs:	Standard Lifting Lugs
	380.0 V @ 50 HZ	Locked Bearing Indicator:	Locked Bearing
	460.0 V @ 60 HZ	Motor Lead Termination:	Flying Leads
XP Class and Group:	CLI GP D; CLII GP F,G	Motor Type:	3752M
XP Division:	Division I	Mounting Arrangement:	F1
Agency Approvals:	UR	Power Factor:	85
	CSA EEV	Product Family:	General Purpose
	CSA	Pulley End Bearing Type:	Ball
Auxillary Box:	No Auxillary Box	Pulley Face Code:	C-Face
Auxillary Box Lead Termination:	None	Rodent Screen:	None

Base Indicator:	No Mounting	Shaft Ground Indicator:	No Shaft Grounding
Bearing Grease Type:	Polyrex EM (-20F +300F)	Shaft Rotation:	Reversible
Blower:	None	Speed Code:	Single Speed
Constant Torque Speed Range:	15	Motor Standards:	NEMA
Current @ Voltage:	24.000 A @ 230.0 V	Starting Method:	Direct on line
	22.000 A @ 190.0 V	Thermal Device - Bearing:	None
	12.000 A @ 460.0 V	Thermal Device - Winding:	Normally Closed Thermostat
	11.000 A @ 380.0 V	Vibration Sensor Indicator:	No Vibration Sensor
Design Code:	A	Winding Thermal 1:	None
Drip Cover:	No Drip Cover	Winding Thermal 2:	None
		XP Temp Code:	T3C

Nameplate NP0887XPSLEV									
NO.					CC	010A			
S/N					TEMP CODE	T3C			
SPEC.	37-0000-0379				INV.TYPE	PWM			
CAT.NO.	VXM21142T				C HP FR	60		C HP TO	90
HP	10//7.5				CT HZ FROM	15		CT HZ TO	60
VOLTS	230/460//190/380				VT HZ FROM	6		VT HZ TO	60
AMPS	24/12//22/11				MAG CUR	7.4/3.7			
RPM	1770//1475				MX RPM	2700			
HZ	60//50	PH	3	CL	F	NOM.EFF.	91.7		
SER.F.	1.00		DES	A	SL HZ	1		WK2	1.28
FRAME	215TC		RATING	40C AMB-CONT					
	NEMA MG-1 PART 5, IP54								
	1.15 SF ON SINE WAVE								

Parts List		
Part Number	Description	Quantity
SA393024	SA 37-0000-0379	1.000 EA
RA383639	RA 37-0000-0379	1.000 EA
LB1115N	LABEL,LIFTING DEVICE (ON ROLLS)	1.000 EA
LB1119N	WARNING LABEL	1.000 EA
LC0145B01	CONNECTION LABEL	1.000 EA
PK3082	STYROFOAM CRADLE	2.000 EA
NP0887XPSLEV	SS XP INV UL CSA-EEV CC CL-I GP-D	1.000 EA
85XU0407S04	4X1/4 U DRIVE PIN STAINLESS	2.000 EA
85XU0407S04	4X1/4 U DRIVE PIN STAINLESS	4.000 EA
MN416A01	TAG-INSTAL-MAINT no wire (2100/bx) 4/22	1.000 EA
NP0018F	ALUM UL XP CONDUIT BOX NAMEPLATE	1.000 EA
37FH3001	FAN COVER, DIE CAST	1.000 EA
HW1001A25	LOCKWASHER 1/4, ZINC PLT .493 OD, .255 I	1.000 EA
10XN2520A12	1/4-20 X 3/4 HEX HEAD CAP	4.000 EA
37FN3002A01SP	EXFN, PLASTIC, 9.00 OD, 1.155 ID	1.000 EA
51XB1214A20	12-14X1.25 HXWSSLD SERTYB	1.000 EA
MJ1000A02	GREASE, MOBIL POLYREX EM - 124047	0.050 LB
HA3106A06	THRUBOLT- 1/2-13 X 13.375TDR#32325	4.000 EA
37EP1102A01	STD FR EP, XPFC	1.000 EA
HW5100A06	W2420-025 WVY WSHR (WB)	1.000 EA
HW4500A19	1/4-28X1/4 SLOTTED PLUG F/S	2.000 EA
37EP1700A01	PU EP, XPFC, 213-5TC	1.000 EA
84XN2520J26	1/4 20X1 5/8 SOC HD CP SRBLK OX	2.000 EA
HW4001A02	3/8 HX SOC PIPE PLUG W/.75" TAPER (F/S)	2.000 EA

Parts List (continued)		
Part Number	Description	Quantity
60XN1032A07	10-32 X .4375 TRUSS HEAD, TORX SERRATED	2.000 EA
HW1001A25	LOCKWASHER 1/4, ZINC PLT .493 OD, .255 I	2.000 EA
35CB3001A02SP	EXPL PROOF CONDUIT BOX, 3/4"PIPE TAP LEA	1.000 EA
11XW1032G06	10-32 X .38, TAPTITE II, HEX WSHR SLTD U	1.000 EA
HW3001B01	BRASS CUP WASHER, FOR #10 SCREW	1.000 EA
35CB3500A01SP	CONDUIT BOX LID, MACH	1.000 EA
51XN2520A16	SCREW, HEX WS SLT, ZN, 1/4-20 X 1.00	4.000 EA
MG1500Y02	WILKOPON PRIMER YELLOW	0.022 GA
MG1025G29	WILKOFASST, 789.229, DARK CHARCOAL GRAY	0.022 GA
37PA1074	PALLET PACK GRP, PRINT PK1026A06	1.000 EA
HW2501F21	KEY, 5/16 SQ X 2.375	1.000 EA
HA7000A02	KEY RETAINER RING, 1 1/8 DIA, 1 3/8 DIA	1.000 EA

AC Induction Motor Performance Data

Record # 75269

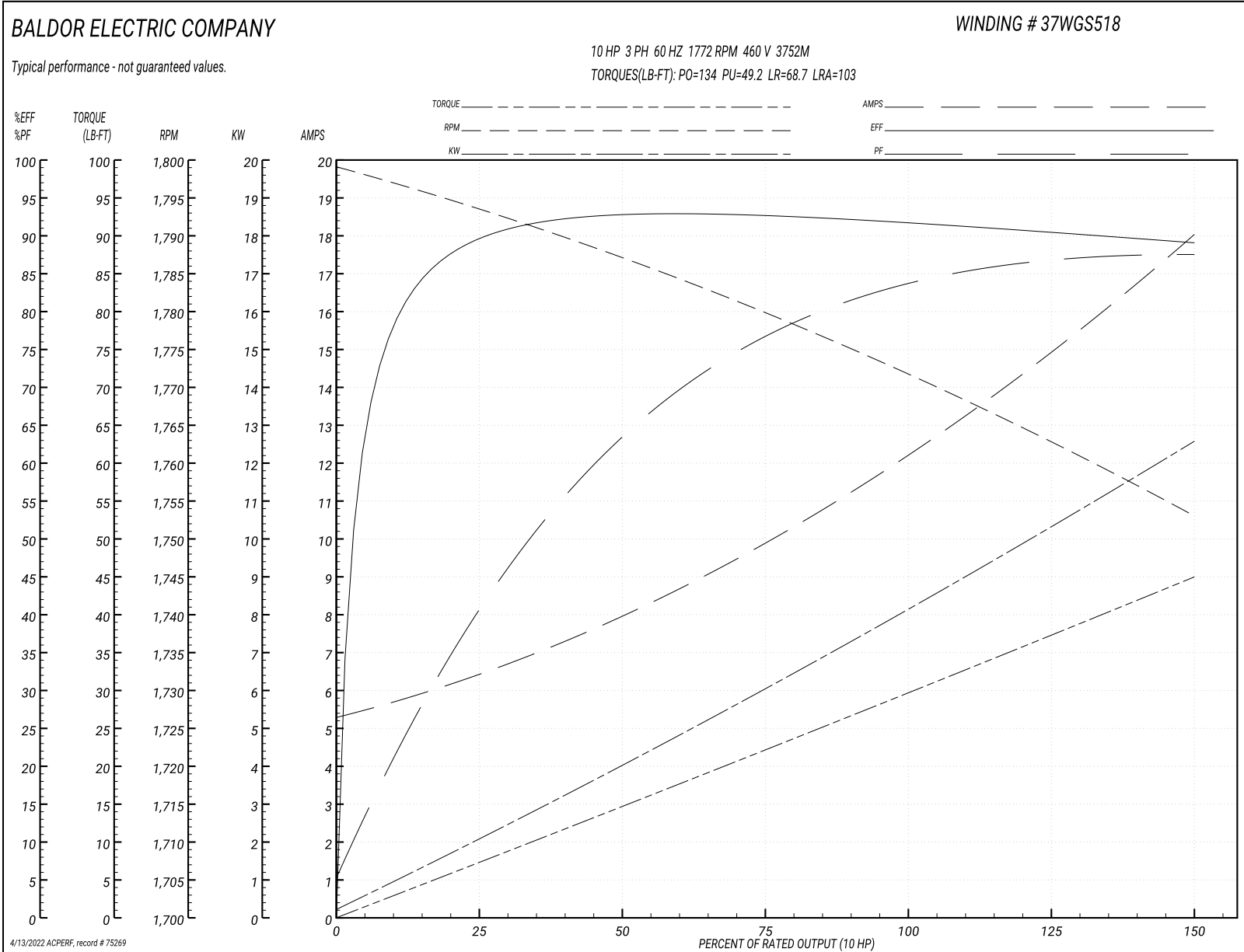
Typical performance - not guaranteed values

Winding: 37WGS518-R018		Type: 3752M		Enclosure: XPFC	
Nameplate Data			460 V, 60 Hz: High Voltage Connection		
Rated Output (HP)	10	Full Load Torque	29.45 LB-FT		
Volts	230/460//190/380	Start Configuration	direct on line		
Full Load Amps	24/12//22/11	Breakdown Torque	134 LB-FT		
R.P.M.	1770//1475	Pull-up Torque	49.2 LB-FT		
Hz	60//50 Phase	3	Locked-rotor Torque	68.7 LB-FT	
NEMA Design Code	A	KVA Code	K	Starting Current	103 A
Service Factor (S.F.)	1	No-load Current	5.49 A		
NEMA Nom. Eff.	91.7	Power Factor	85	Line-line Res. @ 25°C	0.937 Ω
Rating - Duty	40C AMB-CONT		Temp. Rise @ Rated Load	63°C	
S.F. Amps			Temp. Rise @ S.F. Load	77°C	
			Locked-rotor Power Factor	35.5	
			Rotor inertia	1.28 LB-FT ²	

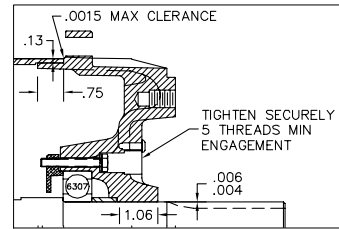
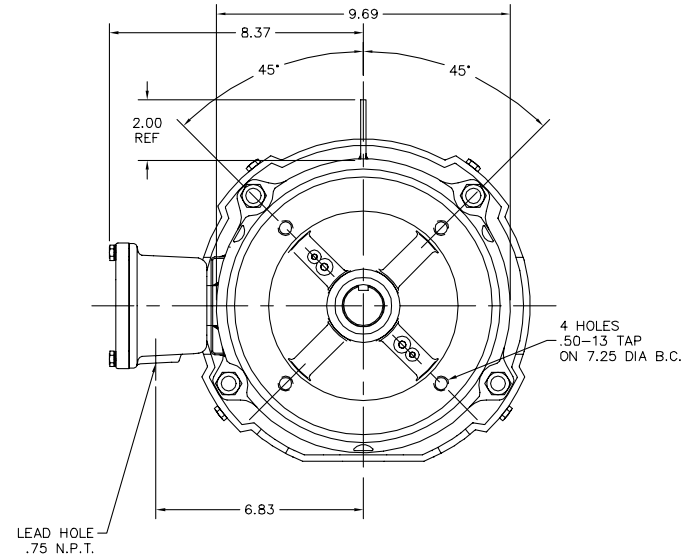
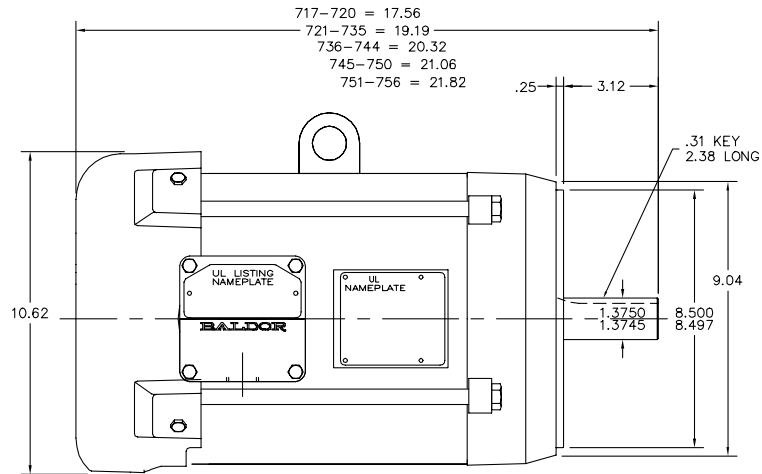
Load Characteristics 460 V, 60 Hz, 10 HP

% of Rated Load	25	50	75	100	125	150
Power Factor	42	64	76	82	86	88
Efficiency	88.5	92.3	92.7	91.8	90.7	88.9
Speed	1794	1787	1780	1772	1763	1753
Line amperes	6.14	7.8	9.9	12.3	15	17.9

Performance Graph at 460V, 60Hz, 10.0HP Typical performance - Not guaranteed values



37LY-000-164



PULLEY END DETAIL

CUSTOMER IS RESPONSIBLE FOR DETERMINING THAT THE PRODUCT WILL PERFORM SUITABLY IN THE INTENDED APPLICATION.

REV. DESC: NEW	VERSION: 00	TDR: 000001124803
REV. LTR: -	REVISED: 11:03:08 03/04/2021	BY: ENADAFO
FILE: \AAA\00257\956		
MTL: -		

BALDOR - RELIANCE®

VERT 213-5TC XPFC 37M, CLI GP D CLII GP F&G INVERTER

SH 1 of 1

37LY-000-164

CD0005

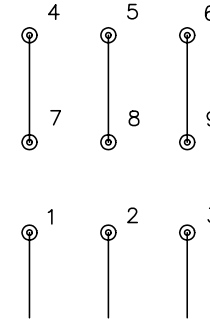


LOW VOLTAGE
(2Y)



LINE

HIGH VOLTAGE
(1Y)



LINE

NOTES:

1. INTERCHANGE ANY TWO LINE LEADS TO REVERSE ROTATION.
2. OPTIONAL THERMOSTATS ARE PROVIDED WHEN SPECIFIED.
3. ACTUAL NUMBER OF INTERNAL PARALLEL CIRCUITS MAY BE A MULTIPLE OF THOSE SHOWN ABOVE.
4. LEAD COLORS ARE OPTIONAL. LEADS MUST ALWAYS BE NUMBERED AS SHOWN.

REV. DESC: REVISE TO SHOW OPTIONAL COLORS

REV. LTR: E BY: JLP

REVISED: 01/19/99 10:15

TDR: 0171435

90000

FILE: AAA00005140

MDL: -

MTL: -

BALDOR ELECTRIC Co.

3PH, DV, 9 LEADS

CD0005

Marketing maintained PDF of MN416:

<http://www.baldor.com/support/Literature/Load.ashx/MN416?ManNumber=MN416>