

BALDOR® • RELIANCE 

Product Information Packet

VXT3102T-5

10HP,3525RPM,3PH,60HZ,215TC,0738M,TEFC,F

Part Detail							
Revision:	-	Status:	PRD/A	Change #:		Proprietary:	No
Type:	AC	Elec. Spec:	07WGW382	CD Diagram:	CD0006	Mfg Plant:	
Mech. Spec:		Layout:	07LYL289	Poles:	02	Created Date:	06-01-2021
Base:		Eff. Date:	07-22-2021	Leads:	3#14		

Specs			
Catalog Number:	VXT3102T-5	Feedback Device:	NO FEEDBACK
Enclosure:	TEFC	Heater Indicator:	No Heater
Frame:	215TC	Insulation Class:	F
Frame Material:	Iron	Inverter Code:	Inverter Duty
Output @ Frequency:	10.000 HP @ 60 HZ	IP Rating:	NONE
Synchronous Speed @ Frequency:	3600 RPM @ 60 HZ	KVA Code:	L
Voltage @ Frequency:	575.0 V @ 60 HZ	Lifting Lugs:	Standard Lifting Lugs
XP Class and Group:	CLI GP A,B,C,D	Locked Bearing Indicator:	Locked Bearing
XP Division:	Division II	Motor Lead Termination:	Flying Leads
Agency Approvals:	CSA EEV	Motor Type:	0738M
	NEMA PREMIUM	Mounting Arrangement:	F1
	NEMA_PREMIUM	Power Factor:	93
	UR	Product Family:	General Purpose
	CCSA US	Pulley Face Code:	C-Face
Auxillary Box:	No Auxillary Box	Rodent Screen:	None
Auxillary Box Lead Termination:	None	Shaft Ground Indicator:	No Shaft Grounding
Base Indicator:	No Mounting	Shaft Rotation:	Reversible
Bearing Grease Type:	Polyrex EM (-20F +300F)	Speed Code:	Single Speed

Blower:	None	Motor Standards:	NEMA
Constant Torque Speed Range:	6	Starting Method:	Direct on line
Current @ Voltage:	9.500 A @ 575.0 V	Thermal Device - Bearing:	None
Design Code:	A	Thermal Device - Winding:	None
Drip Cover:	No Drip Cover	Vibration Sensor Indicator:	No Vibration Sensor
Duty Rating:	CONT	Winding Thermal 1:	None
Electrically Isolated Bearing:	Not Electrically Isolated	Winding Thermal 2:	None
		XP Temp Code:	T3C

Parts List		
Part Number	Description	Quantity
SA395549	SA 07-0000-1059	1.000 EA
RA386303	RA 07-0000-1059	1.000 EA
LB1115N	LABEL,LIFTING DEVICE (ON ROLLS)	1.000 EA
LB1119N	WARNING LABEL	1.000 EA
LC0006	CONNECTION LABEL	1.000 EA
LB1449	DIV-2/NEC WARNING LABEL	1.000 EA
07PA1095	PKG GRP, VER 07 CAST IRON	1.000 EA
NP4224L	SS CP INV DIV-2 UL CSA-C US EEV PREM, DI	1.000 EA
85XU0407S04	4X1/4 U DRIVE PIN STAINLESS	2.000 EA
MN416A01	TAG-INSTAL-MAINT no wire (2100/bx) 4/22	1.000 EA
HW3201A05	3/8-16 EYEBOLT	1.000 EA
07FH4007A07	IEC FH NO GRSR, NOTCH @ 6:00 & 3 F/C HOL	1.000 EA
51XW1032A06	10-32 X .38, TAPTITE II, HEX WSHR SLTD S	3.000 EA
36FN3000C02SP	EXFN, PLASTIC, 5.25 OD, 1.175 ID	1.000 EA
51XB1214A16	12-14X1.00 HXWSSLD SERTYB	1.000 EA
MJ1000A02	GREASE, MOBIL POLYREX EM - 124047	0.050 LB
HA3104A32	THRUBOLT- 5/16-18 X12.750	4.000 EA
XY3118A12	5/16-18 HEX NUT DIRECTIONAL SERRATION	4.000 EA
37EP3101A04	FR ENDPLATE, MACH	1.000 EA
HW4600B36SP	V-RING SLINGER 1.188 X 1.690 X .24 VITON	1.000 EA
HW5100A06	W2420-025 WVY WSHR (WB)	1.000 EA
HA4067A01	PUSH IN DRAIN FITTING (BLACK)	1.000 EA
37EP3300A05	FACE MT EP-ENCL-307 BRG-213TC-215TC LESS	1.000 EA
HW4600B33	V-RING SLINGER 1.375 X 1.890 X .35 VITON	1.000 EA

Parts List (continued)		
Part Number	Description	Quantity
10XN2520A30	HEX HD CAP SCREW-STD THD-.25 X 20 THD PE	4.000 EA
HW1001A25	LOCKWASHER 1/4, ZINC PLT .493 OD, .255 I	4.000 EA
HA4067A01	PUSH IN DRAIN FITTING (BLACK)	1.000 EA
09CB3002SP	CB W/1.38 LEAD HOLE FOR 37, 39, 307 & 30	1.000 EA
09GS1000SP	GASKET-CONDUIT BOX, 1/16 THICK LEXIDE	1.000 EA
51XW2520A12	.25-20 X .75, TAPTITE II, HEX WSHR SLTD	2.000 EA
WD1000B16	T&B CX70TN OR L70P TERMINAL LUG	1.000 EA
59XW2520G07	.25-20X.44,HEX SER WSHR,TAPTITE 2,GREEN	1.000 EA
09CB3501SP	CONDUIT BOX LID FOR 09CB3001 & 09CB3002	1.000 EA
09GS1013SP	GS FOR 09CB3501, 12CB1500 & 12CB1503 LID	1.000 EA
51XW2520A12	.25-20 X .75, TAPTITE II, HEX WSHR SLTD	2.000 EA
MG1025L14	WILKOFASST, 776.14, GRUNDFOS BLACK	0.125 GA
07PA1095	PKG GRP, VER 07 CAST IRON	1.000 EA
07PA1011	PKG GRP, 07 CAST IRON PK1181	1.000 EA
10XL3808A28	3/8 X 1 3/4" LAG SCREW	2.000 EA
HW2501F21	KEY, 5/16 SQ X 2.375	1.000 EA
HA7000A02	KEY RETAINER RING, 1 1/8 DIA, 1 3/8 DIA	1.000 EA
FE-0000001	ZRTG FE ASSEMBLY	1.000 EA
PE-0000001	ZRTG PE ASSEMBLY	1.000 EA

AC Induction Motor Performance Data

Record # 88596

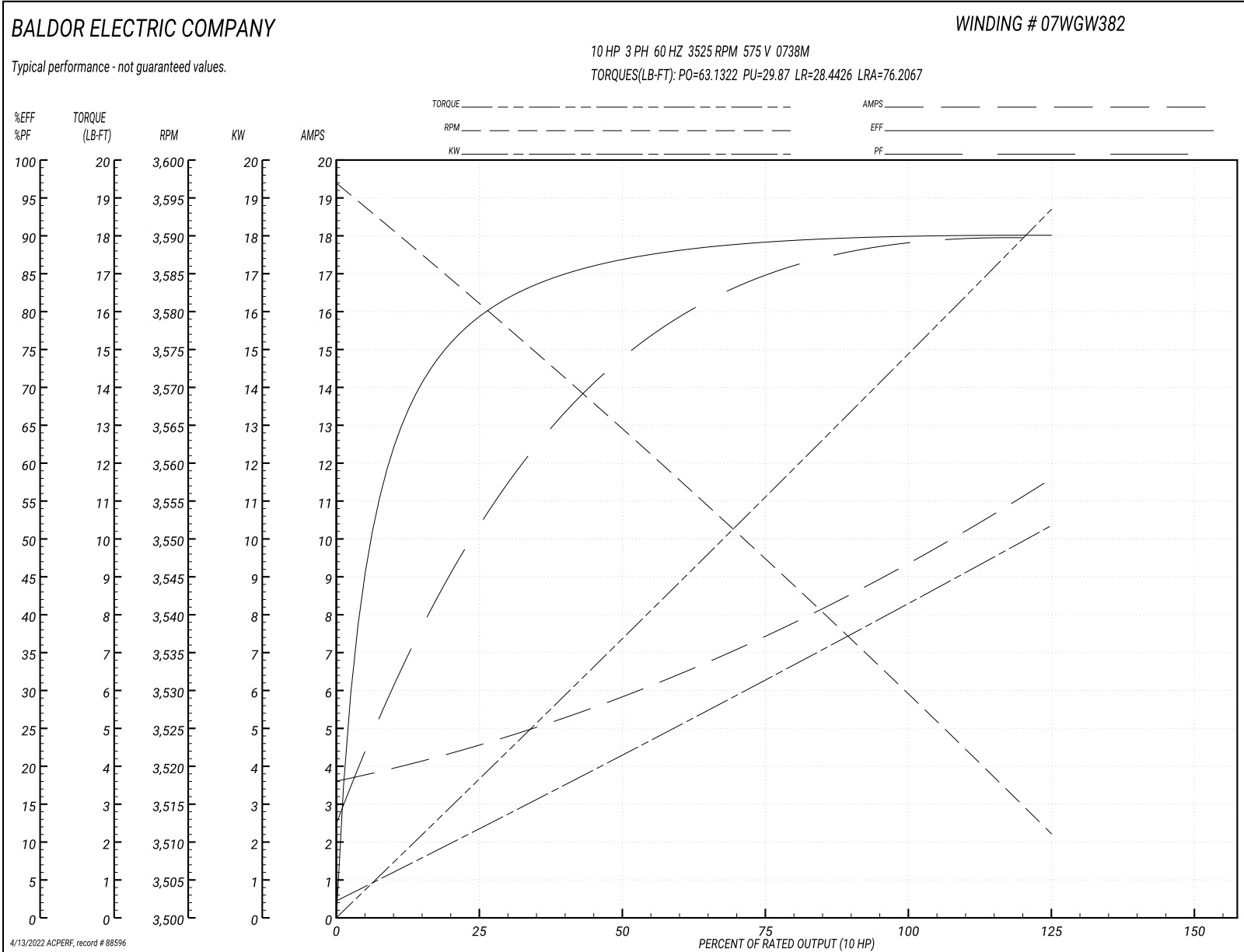
Typical performance - not guaranteed values

Winding: 07WGW382-R001		Type: 0738M		Enclosure: TEFC		
Nameplate Data			575 V, 60 Hz: Single Voltage Motor			
Rated Output (HP)	10	Full Load Torque	14.9076 LB-FT			
Volts	575	Start Configuration	direct on line			
Full Load Amps	9.4	Breakdown Torque	63.1322 LB-FT			
R.P.M.	3525	Pull-up Torque	29.87 LB-FT			
Hz	60 Phase	3	Locked-rotor Torque	28.4426 LB-FT		
NEMA Design Code	A KVA Code	L	Starting Current	76.2067 A		
Service Factor (S.F.)	1.15	No-load Current	3.7057 A			
NEMA Nom. Eff.	91 Power Factor	88	Line-line Res. @ 25°C	1.26 Ω		
Rating - Duty	40C AMB-CONT	Temp. Rise @ Rated Load	37°C			
S.F. Amps		Temp. Rise @ S.F. Load	40°C			
		Locked-rotor Power Factor	34.7468			
		Rotor inertia	0.347 lb-ft ²			

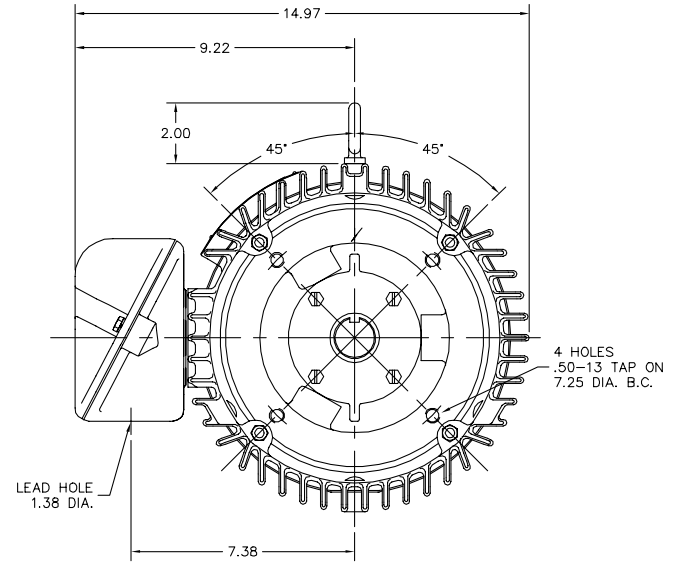
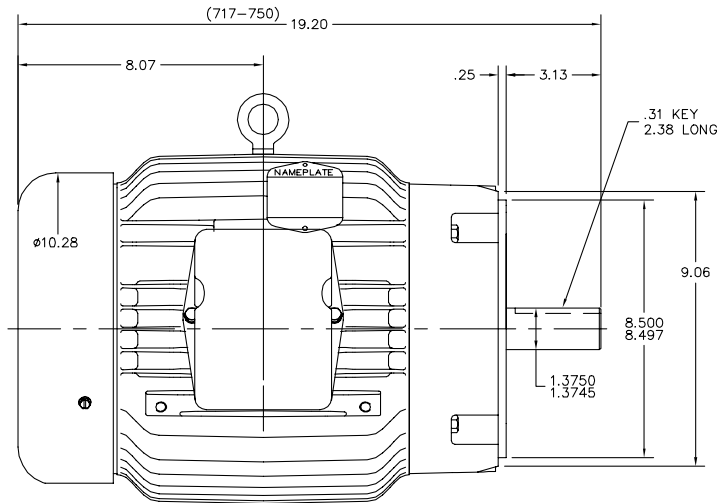
Load Characteristics 575 V, 60 Hz, 10 HP

% of Rated Load	25	50	75	100	125	150	S.F.
Power Factor	53.6451	74.6116	83.8606	88.2013	89.6555	90.3469	89
Efficiency	79.2816	86.8452	89.1634	89.9399	90.053	90.0353	90
Speed	3580.992	3564.432	3547.332	3529.512	3518.532	3510.971	3523
Line amperes	4.4051	5.791	7.5249	9.4578	10.6732	11.5136	10.2

Performance Graph at 575V, 60Hz, 10.0HP Typical performance - Not guaranteed values



07LYL289



07LYL289

CUSTOMER IS RESPONSIBLE FOR DETERMINING THAT BALDOR'S PRODUCT WILL PERFORM SUITABLY IN THE INTENDED APPLICATION.

REV. DESC: "C" LENGTH WAS 19.25		
REV. LTR: B	VERSION: 02	TDR: 000001161672
FILE: \AAA\00165\767	REVISED: 11:07:15 02/24/2021	BY: ENERIO0
MTL: -		

BALDOR - RELIANCE®

VERT 213-5TC TEFC W/SEALED BEARINGS

SH 1 of 1

CD0006



NOTES:

1. THREE LEAD MOTOR MAY BE EITHER WYE CONNECTED OR DELTA CONNECTED.
2. INTERCHANGE ANY TWO LINE LEADS TO REVERSE ROTATION.
3. OPTIONAL THERMOSTATS ARE PROVIDED WHEN SPECIFIED.
4. ACTUAL NUMBER OF INTERNAL PARALLEL CIRCUITS MAY VARY.
5. LEAD COLORS ARE OPTIONAL. LEADS MUST BE NUMBERED AS SHOWN.

CD0006

REV. DESC: ADD CLASS CONN00000007		
REV. LTR: E	VERSION: 01	TDR: 000001099922
FILE: \AAA\00005\141	REVISED: 10:24:49 02/19/2019	BY: ENBRIRO
MTL: -	© □	

BALDOR - RELIANCE®

3PH, SV, 3 LEADS, WYE OR DELTA CONNECTED

SH 1 of 1

Marketing maintained PDF of MN416:

<http://www.baldor.com/support/Literature/Load.ashx/MN416?ManNumber=MN416>