

BALDOR® • RELIANCE 

Product Information Packet

VXT3204T

20HP, 1770RPM, 3PH, 60HZ, 256TC, 0960M, TEFC, F

Part Detail							
Revision:	G	Status:	PRD/A	Change #:		Proprietary:	No
Type:	AC	Elec. Spec:	09WGT459	CD Diagram:	CD0180	Mfg Plant:	
Mech. Spec:		Layout:	09LY-001-011	Poles:	04	Created Date:	08-04-2020
Base:		Eff. Date:	03-02-2022	Leads:	9#10		

Specs			
Catalog Number:	VXT3204T	Feedback Device:	NO FEEDBACK
Enclosure:	TEFC	Heater Indicator:	No Heater
Frame:	256TC	Insulation Class:	F
Frame Material:	Iron	Inverter Code:	Inverter Duty
Output @ Frequency:	20.000 HP @ 60 HZ	IP Rating:	NONE
Synchronous Speed @ Frequency:	1800 RPM @ 60 HZ	KVA Code:	J
Voltage @ Frequency:	460.0 V @ 60 HZ	Lifting Lugs:	Standard Lifting Lugs
	230.0 V @ 60 HZ	Locked Bearing Indicator:	Locked Bearing
XP Class and Group:	CLI GP A,B,C,D	Motor Lead Termination:	Flying Leads
XP Division:	Division II	Motor Type:	0960M
Agency Approvals:	CCSA US	Mounting Arrangement:	F1
	CSA EEV	Power Factor:	83
	UR	Product Family:	General Purpose
Auxillary Box:	No Auxillary Box	Pulley Face Code:	C-Face
Auxillary Box Lead Termination:	None	Rodent Screen:	None
Base Indicator:	No Mounting	Shaft Ground Indicator:	No Shaft Grounding
Bearing Grease Type:	Polyrex EM (-20F +300F)	Shaft Rotation:	Reversible
Blower:	None	Speed Code:	Single Speed

Constant Torque Speed Range:	1	Motor Standards:	NEMA
Current @ Voltage:	52.000 A @ 208.0 V	Starting Method:	Direct on line
	48.000 A @ 230.0 V	Thermal Device - Bearing:	None
	24.000 A @ 460.0 V	Thermal Device - Winding:	None
Design Code:	A	Vibration Sensor Indicator:	No Vibration Sensor
Drip Cover:	No Drip Cover	Winding Thermal 1:	None
Duty Rating:	CONT	Winding Thermal 2:	None
Electrically Isolated Bearing:	Not Electrically Isolated	XP Temp Code:	T3C

Nameplate NP4163L											
CAT.NO.	VXT3204T						I.P.	54			
SPEC.	09-0000-2516						ENCL	TEFC			
FRAME	256TC				H.P.	20					
VOLTS	230/460				P.F.	83					
F.L. AMPS	48/24				RATING	40C AMB-CONT					
R.P.M.	1770				USABLE AT 208V	52					
HZ.	60				PH.	3		CLASS	F		
SER.F.	1.15				DES.	A		SL HZ	1		
NEMA NOM. EFF.	93				Wk2	2.62		ODE	6208		
DE	6309				TO	90		T. CODE	T3A		
MAG. CUR.	20.8/10.4				CT	1		TO	60		
INV TYPE	PWM		CHP 60		VT	O		TO	60		
CC	010A		SN								
USABLE AT 50HZ 15HP 190/380V											
44/22A SF1.0											

Parts List		
Part Number	Description	Quantity
SA384811	SA 09-0000-2516	1.000 EA
RA375040	RA 09-0000-2516	1.000 EA
LB1115N	LABEL,LIFTING DEVICE (ON ROLLS)	1.000 EA
LB1119N	WARNING LABEL	1.000 EA
LC0181	CONNECTION LABEL	1.000 EA
LB1449	DIV-2/NEC WARNING LABEL	1.000 EA
NP4163L	SS CP INV DIV-2 UL CSA-C US EEV PREM, DI	1.000 EA
85XU0407S04	4X1/4 U DRIVE PIN STAINLESS	2.000 EA
MN416A01	TAG-INSTAL-MAINT no wire (2100/bx) 4/22	1.000 EA
LD7020E09	LEAD SET, 10AWG, 9 LEAD, 20" LONG LEADS	1.000 EA
HW3201A01	1/2-13 EYEBOLT	1.000 EA
HW1002A63	WASHER, 5/8 HI-COLLAR SPRLCKWASHER	1.000 EA
09FH4000SP	309 FH - BLACK PRIMER	1.000 EA
HW1001A38	LOCKWASHER 3/8, ZINC PLT .688 OD, .382 I	4.000 EA
XY3816A12	3/8-16 FINISHED NUT	4.000 EA
37FN3002B02	EXFN, PLASTIC, 7.50 OD, 1.503 ID	1.000 EA
HW2500A25	WOODRUFF KEY USA #1008 #BLOW CARBON STEE	1.000 EA
MJ1000A02	GREASE, MOBIL POLYREX EM - 124047	0.080 LB
09EP1100A196	ENDPLATE, MACH	1.000 EA
HA3400A33	STUD- 3/8-16 X 4.82 HEX WELKER	4.000 EA
HW1001A38	LOCKWASHER 3/8, ZINC PLT .688 OD, .382 I	4.000 EA
HW5100A08	W3118-035 WVY WSHR (WB)	1.000 EA
HA4066A01	PUSH IN T-DRAIN FITTING (BLACK)	1.000 EA
09EP1300A164	FACE MTD. E.P. 309 ENCL 254-6TC 309 BRG-	1.000 EA

Parts List (continued)		
Part Number	Description	Quantity
HW1001A38	LOCKWASHER 3/8, ZINC PLT .688 OD, .382 I	4.000 EA
10XN3816K28	3/8-16 X 1.75 HEX HD CAP SCREW, GRADE 5	4.000 EA
HW4600B44	V-RING SLINGER 1.500 X 1.810 X .28 VITON	1.000 EA
HW4600B44	V-RING SLINGER 1.500 X 1.810 X .28 VITON	1.000 EA
10XN2520K36	1/4-20 X 2.25" HX HD SCRWGRADE 5, ZINC P	4.000 EA
HW1001A25	LOCKWASHER 1/4, ZINC PLT .493 OD, .255 I	4.000 EA
HA4066A01	PUSH IN T-DRAIN FITTING (BLACK)	1.000 EA
09CB3002A57	CB MACH 1.38 DIA. LH 2.38 MTG, .31 GND	1.000 EA
09GS1000SP	GASKET-CONDUIT BOX, 1/16 THICK LEXIDE	1.000 EA
51XW2520A12	.25-20 X .75, TAPTITE II, HEX WSHR SLTD	4.000 EA
HW1001A25	LOCKWASHER 1/4, ZINC PLT .493 OD, .255 I	4.000 EA
WD1000B25	GND LUG, BURNDY L125HP OR T&B L125HP-BB	1.000 EA
19XW3118G08	.31-18X.50,HEX WSHR HD,TAPTITE 2,GREEN	1.000 EA
09CB3501SP	CONDUIT BOX LID FOR 09CB3001 & 09CB3002	1.000 EA
09GS1013SP	GS FOR 09CB3501, 12CB1500 & 12CB1503 LID	1.000 EA
51XW2520A12	.25-20 X .75, TAPTITE II, HEX WSHR SLTD	2.000 EA
MG1025L14	WILKOFASST, 776.14, GRUNDFOS BLACK	0.070 GA
PK6014	STEEL STRAP FOR 309-312 BASELESS MOTORS	3.000 EA
40PA1017	PACKAGING GROUP, 09 VERT LARGE FLANGE	1.000 EA
19XW3118A08	.31-18 X .50 HEX WASHER HEAD TAPTITE II	3.000 EA
HW2501G25	KEY, 3/8 SQ X 2.875	1.000 EA

AC Induction Motor Performance Data

Record # 67965

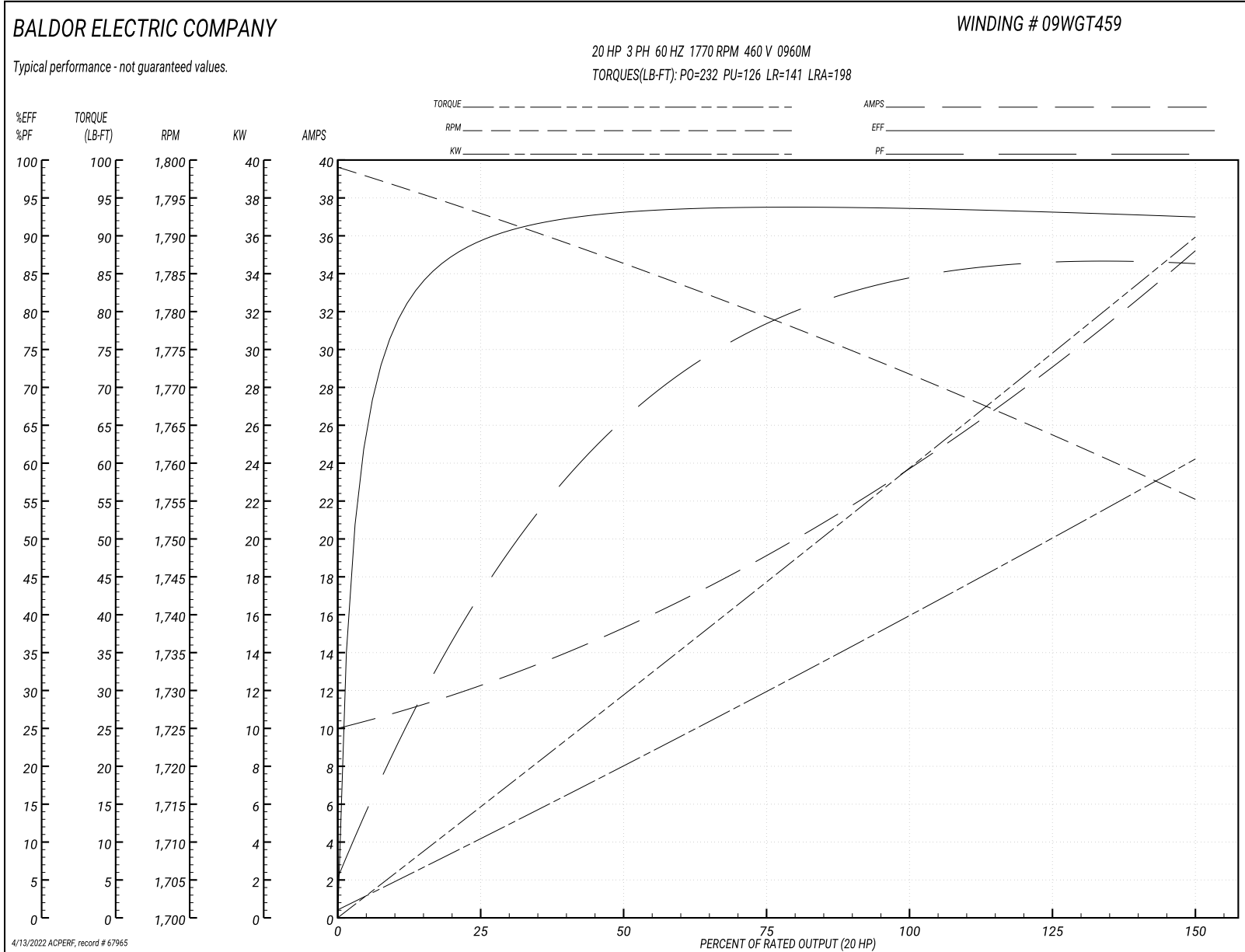
Typical performance - not guaranteed values

Winding: 09WGT459-R003		Type: 0960M		Enclosure: TEFC	
Nameplate Data			460 V, 60 Hz: High Voltage Connection		
Rated Output (HP)	20	Full Load Torque	59.27 LB-FT		
Volts	230/460	Start Configuration	direct on line		
Full Load Amps	48/24	Breakdown Torque	232 LB-FT		
R.P.M.	1770	Pull-up Torque	126 LB-FT		
Hz	60 Phase	3	Locked-rotor Torque	141 LB-FT	
NEMA Design Code	A KVA Code	J	Starting Current	198 A	
Service Factor (S.F.)		1	No-load Current	10.4 A	
NEMA Nom. Eff.	93 Power Factor	83	Line-line Res. @ 25°C	0.33814 Ω	
Rating - Duty	40C AMB-CONT		Temp. Rise @ Rated Load	58°C	
			Locked-rotor Power Factor	26.5	

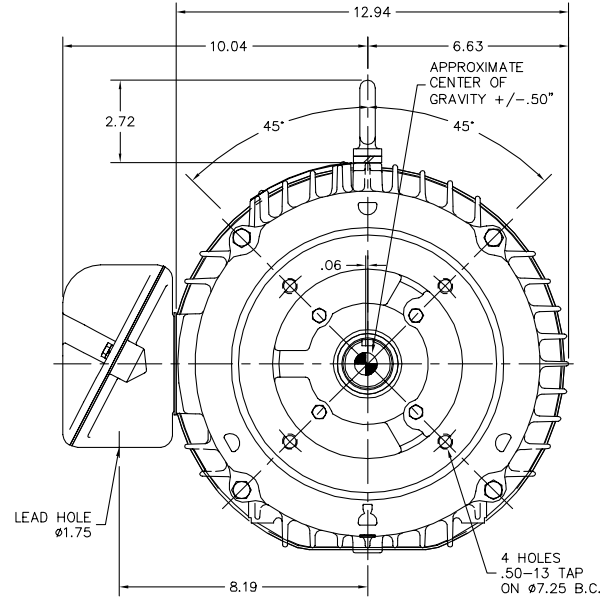
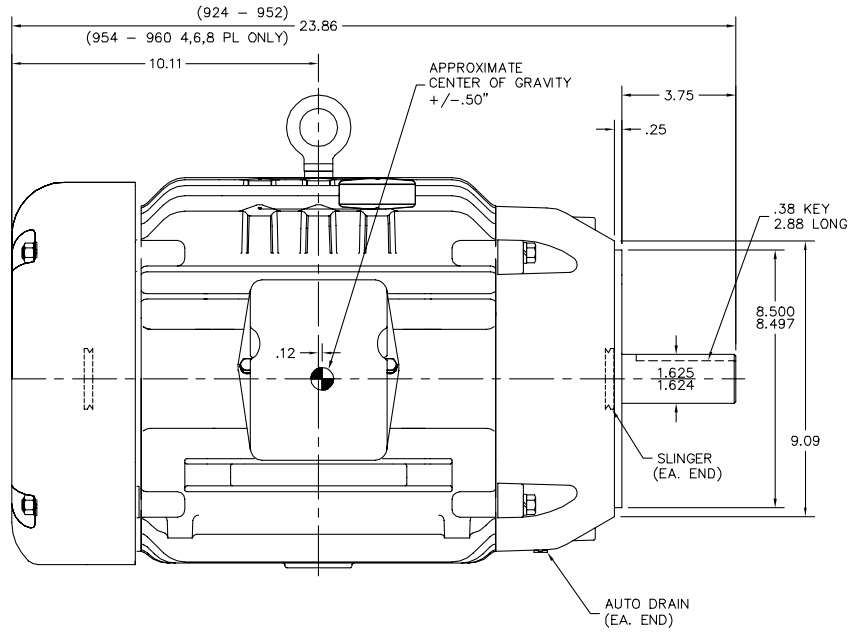
Load Characteristics 460 V, 60 Hz, 20 HP

% of Rated Load	25	50	75	100	125	150
Power Factor	45	67	78	83	86	87
Efficiency	89.2	93	93.7	93	93.1	92.4
Speed	1793.2	1786.4	1779.1	1771.9	1763.7	1755.3
Line amperes	11.8	15	19.2	24	29.3	34.9

Performance Graph at 460V, 60Hz, 20.0HP Typical performance - Not guaranteed values



09LY-001-011



09LY-001-011

CUSTOMER IS RESPONSIBLE FOR DETERMINING THAT THE PRODUCT WILL PERFORM SUITABLY IN THE INTENDED APPLICATION.

REV. DESC: UPDATE 09CB3002 TO 09CB3003, PER NEMA LEAD HOLE		
REV. LTR: B	VERSION: 02	TDR: 000001172477
FILE: \AAA\00255\334	REVISED: 09:54:08 07/13/2021	BY: ENFRAJ0
MTL: -		

BALDOR - RELIANCE®

VERT TEFC 254-6TC W/SLD BRGS

SH 1 of 1

CD0180



LOW VOLTAGE
(2D)



HIGH VOLTAGE
(1D)



NOTES:

1. INTERCHANGE ANY TWO LINE LEADS TO REVERSE ROTATION.
2. OPTIONAL THERMOSTATS ARE PROVIDED WHEN SPECIFIED.
3. ACTUAL NUMBER OF INTERNAL PARALLEL CIRCUITS MAY BE A MULTIPLE OF THOSE SHOWN ABOVE.
4. LEAD COLORS ARE OPTIONAL. LEADS MUST ALWAYS BE NUMBERED AS SHOWN.

CD0180

REV. DESC: ADD CLASS CONN00000007		
REV. LTR: D	VERSION: 01	TDR: 000001099922
FILE: \AAA\00005\148	REVISED: 10:25:29 02/19/2019	BY: ENBRIRO
MTL: -	© □	

BALDOR - RELIANCE®

3PH, DV, 9 LEADS, DELTA CONNECTION

SH 1 of 1

Marketing maintained PDF of MN416:

<http://www.baldor.com/support/Literature/Load.ashx/MN416?ManNumber=MN416>