

TORQUE AND CURRENT VS SPEED CURVE

Three Phase Induction Motor - Squirrel Cage



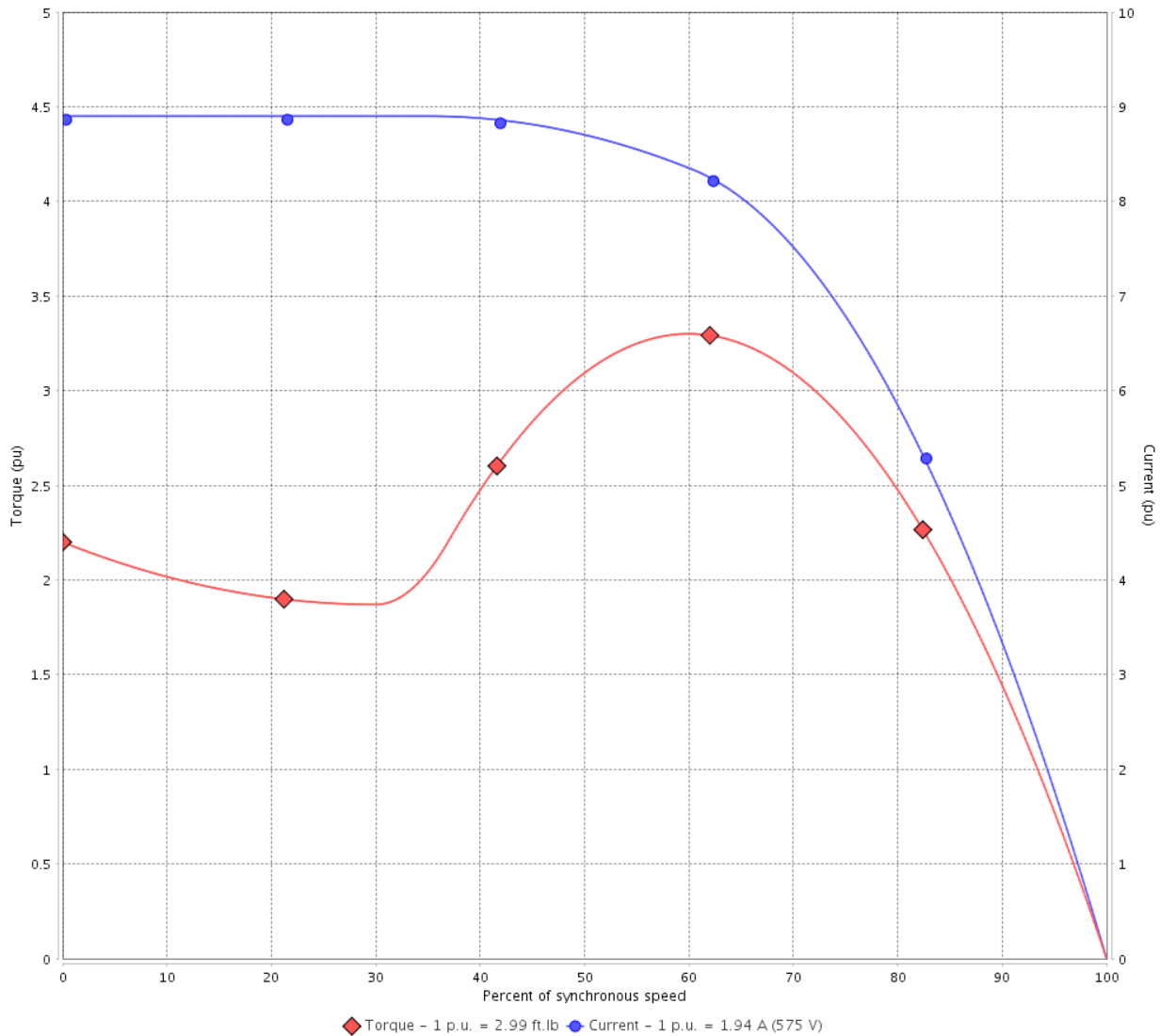
Customer :

Product line : JM Pump NEMA Premium
Efficiency Three-Phase

Product code : 12682535

Catalog # : 00236OT3H145JM-S

TORQUE AND CURRENT VS SPEED CURVE



Performance : 575 V 60 Hz 2P

Rated current	: 1.94 A	Moment of inertia (J)	: 0.1151 sq.ft.lb
LRC	: 8.9	Duty cycle	: Cont.(S1)
Rated torque	: 2.99 ft.lb	Insulation class	: F
Locked rotor torque	: 220 %	Service factor	: 1.15
Breakdown torque	: 330 %	Temperature rise	: 80 K
Rated speed	: 3510 rpm	Design	: B

Locked rotor time : 25s (cold) 14s (hot)

Rev.	Changes Summary	Performed	Checked	Date
Performed by			Page 2 / 6	Revision
Checked by				
Date	14/04/2022			

LOAD PERFORMANCE CURVE

Three Phase Induction Motor - Squirrel Cage

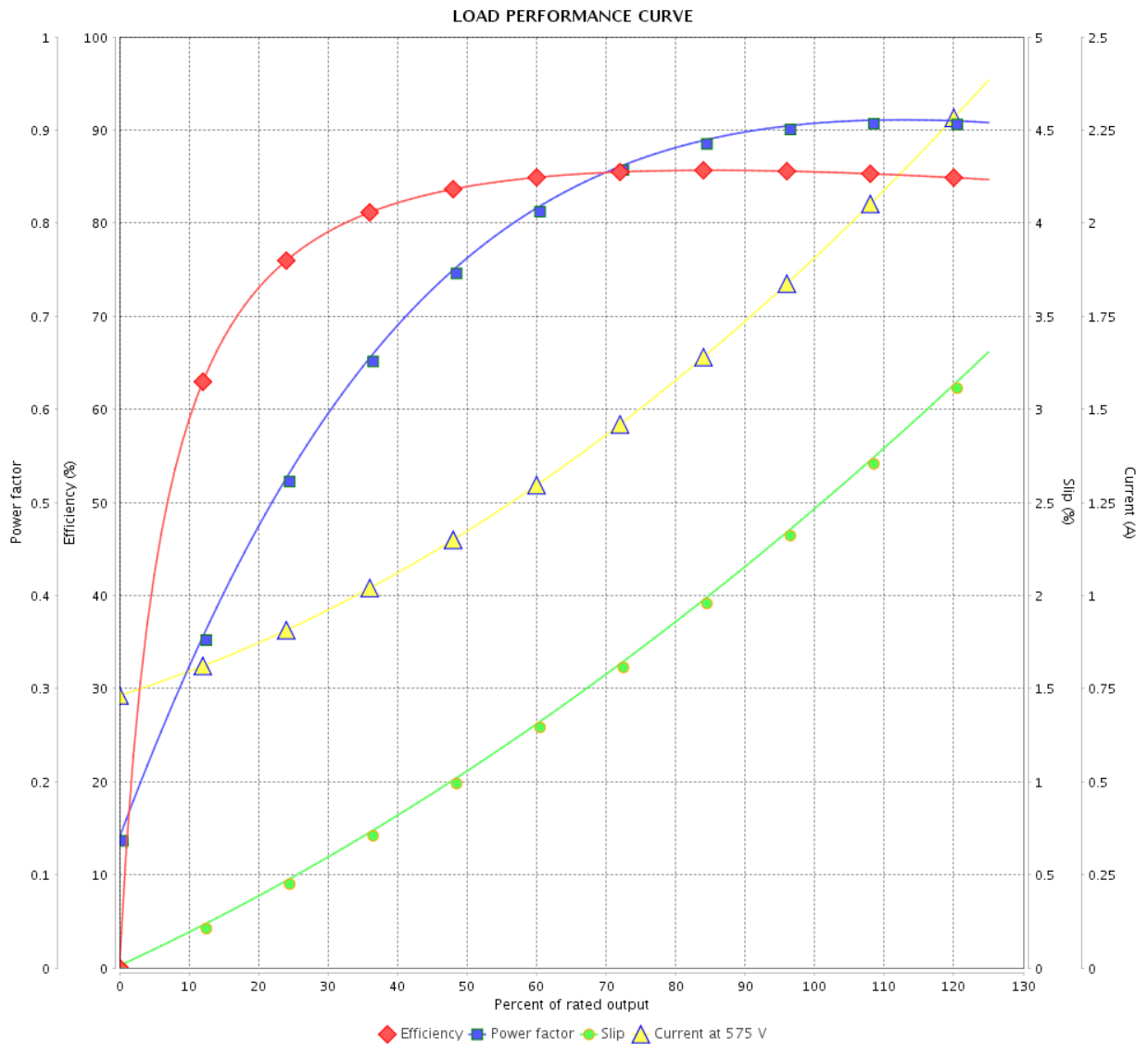


Customer : _____

Product line : JM Pump NEMA Premium
Efficiency Three-Phase

Product code : 12682535

Catalog # : 00236OT3H145JM-S



Performance : 575 V 60 Hz 2P

Rated current : 1.94 A
LRC : 8.9
Rated torque : 2.99 ft.lb
Locked rotor torque : 220 %
Breakdown torque : 330 %
Rated speed : 3510 rpm

Moment of inertia (J) : 0.1151 sq.ft.lb
Duty cycle : Cont.(S1)
Insulation class : F
Service factor : 1.15
Temperature rise : 80 K
Design : B

Rev.	Changes Summary	Performed	Checked	Date
Performed by			Page	Revision
Checked by				
Date				

THERMAL LIMIT CURVE



Three Phase Induction Motor - Squirrel Cage

Customer :

Product line : JM Pump NEMA Premium
Efficiency Three-Phase

Product code : 12682535

Catalog # : 00236OT3H145JM-S

Performance : 575 V 60 Hz 2P

Rated current : 1.94 A
LRC : 8.9
Rated torque : 2.99 ft.lb
Locked rotor torque : 220 %
Breakdown torque : 330 %
Rated speed : 3510 rpm

Moment of inertia (J) : 0.1151 sq.ft.lb
Duty cycle : Cont.(S1)
Insulation class : F
Service factor : 1.15
Temperature rise : 80 K
Design : B

Heating constant

Cooling constant

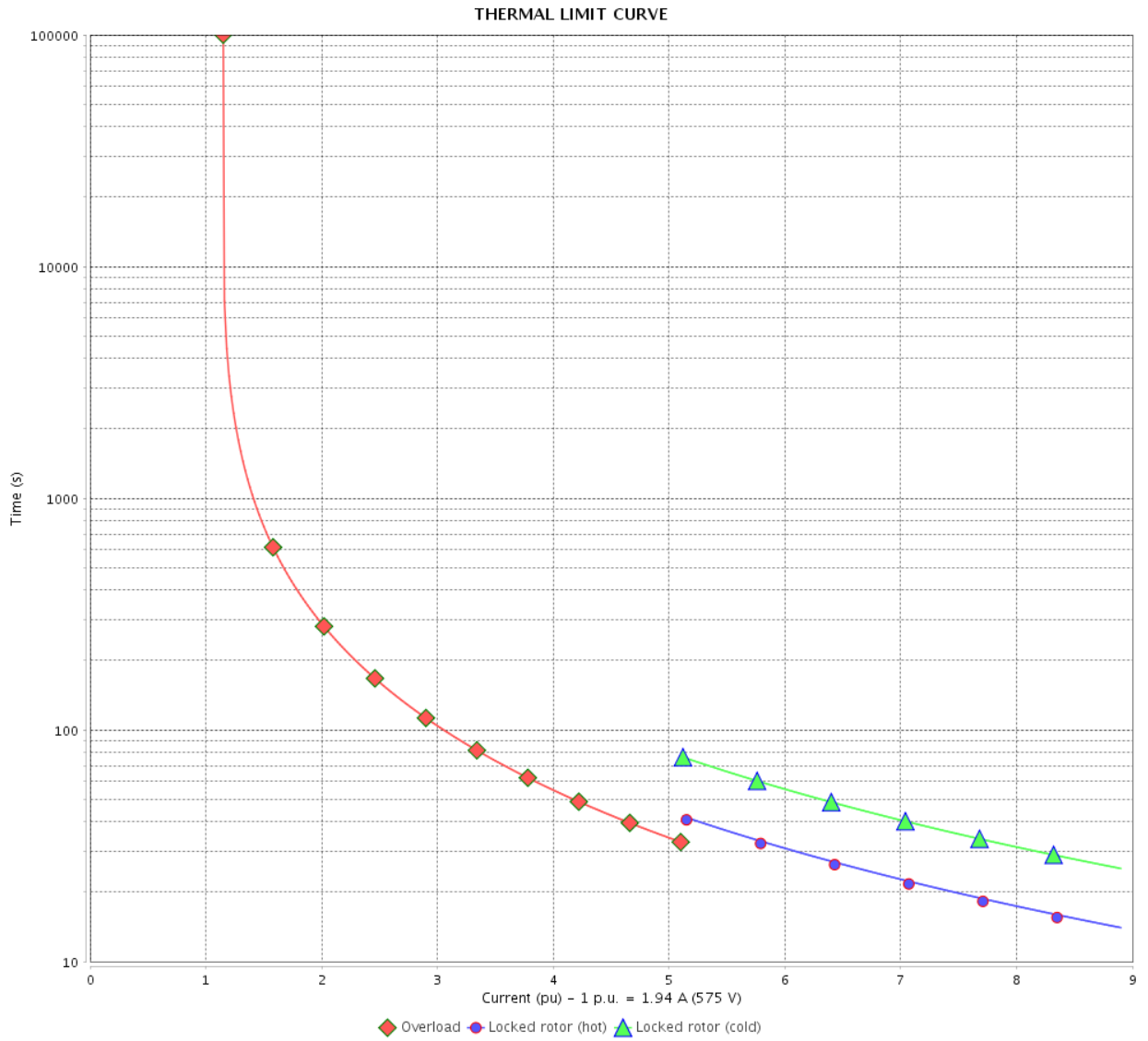
Rev.	Changes Summary	Performed	Checked	Date
Performed by				
Checked by			Page	Revision
Date	14/04/2022		4 / 6	

THERMAL LIMIT CURVE

Three Phase Induction Motor - Squirrel Cage



Customer : _____



Rev.	Changes Summary	Performed	Checked	Date
Performed by		Page		Revision
Checked by		5 / 6		
Date		14/04/2022		

VFD OPERATION CURVE

Three Phase Induction Motor - Squirrel Cage

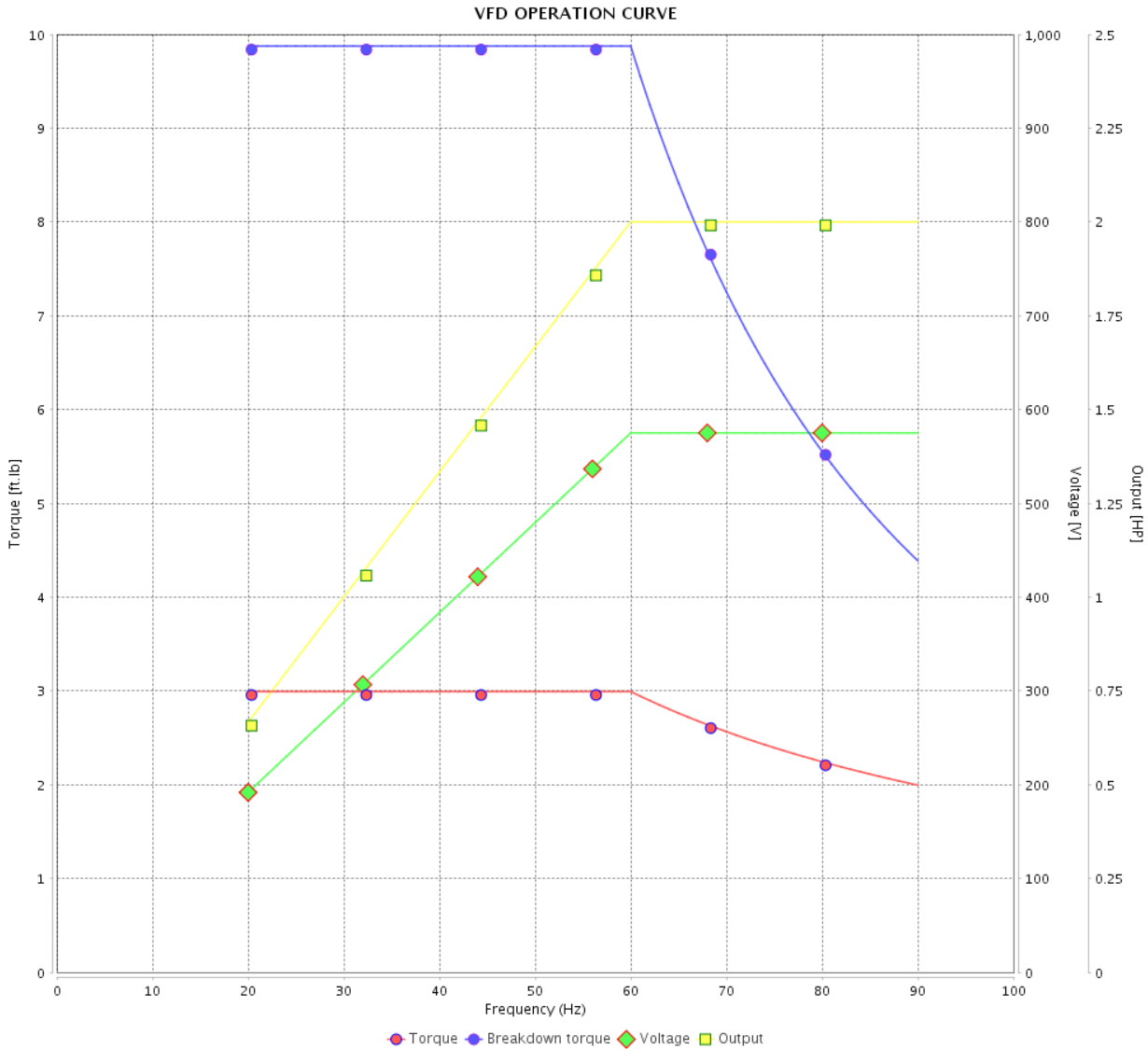


Customer :

Product line : JM Pump NEMA Premium Efficiency Three-Phase

Product code : 12682535

Catalog # : 00236OT3H145JM-S



Performance : 575 V 60 Hz 2P

Rated current : 1.94 A
 LRC : 8.9
 Rated torque : 2.99 ft.lb
 Locked rotor torque : 220 %
 Breakdown torque : 330 %
 Rated speed : 3510 rpm

Moment of inertia (J) : 0.1151 sq.ft.lb
 Duty cycle : Cont.(S1)
 Insulation class : F
 Service factor : 1.15
 Temperature rise : 80 K
 Design : B

Rev.	Changes Summary	Performed	Checked	Date
Performed by			Page 6 / 6	Revision
Checked by				
Date	14/04/2022			

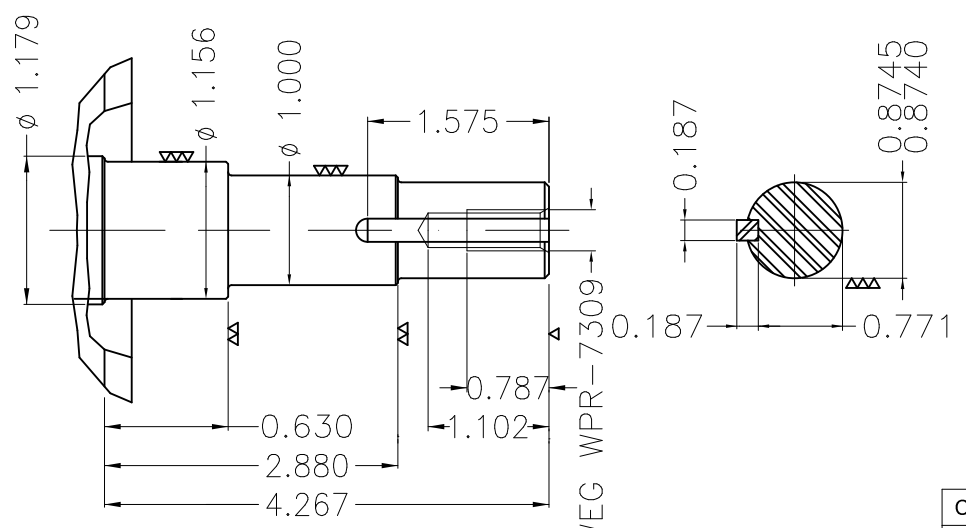
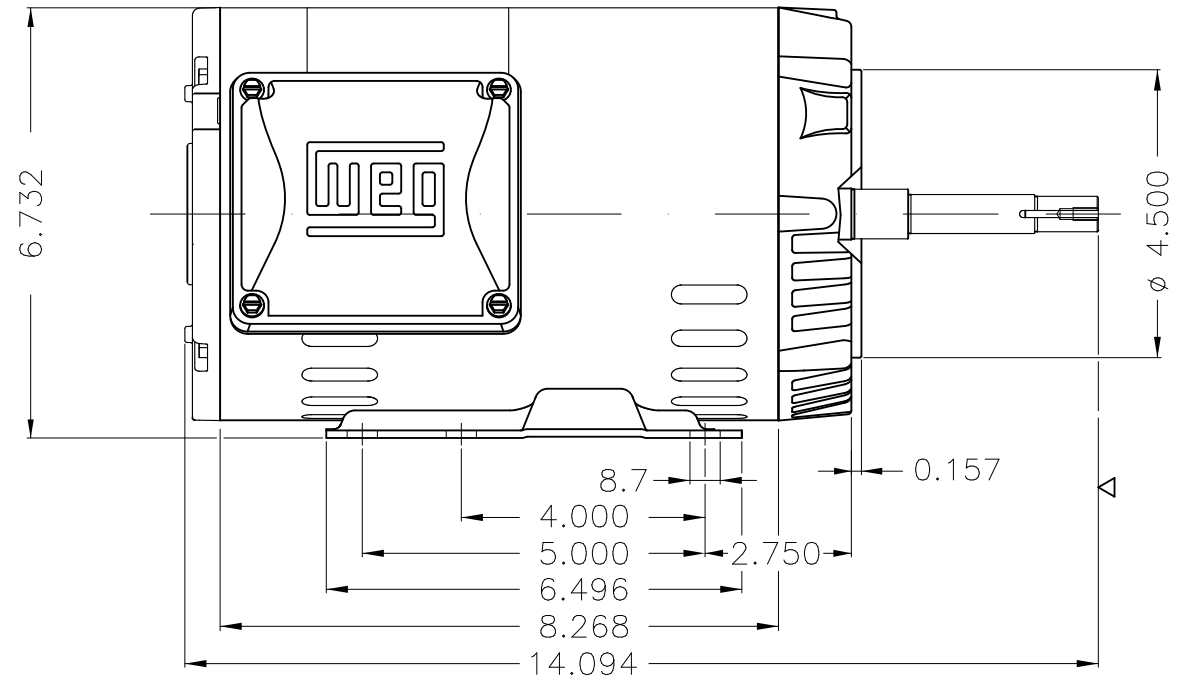
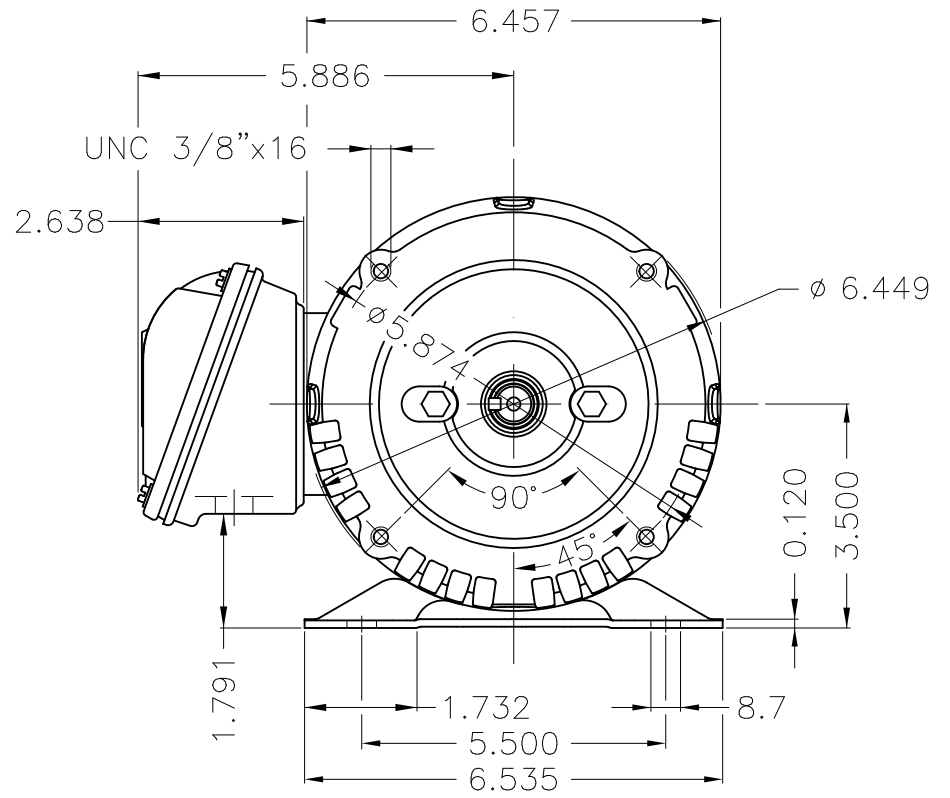
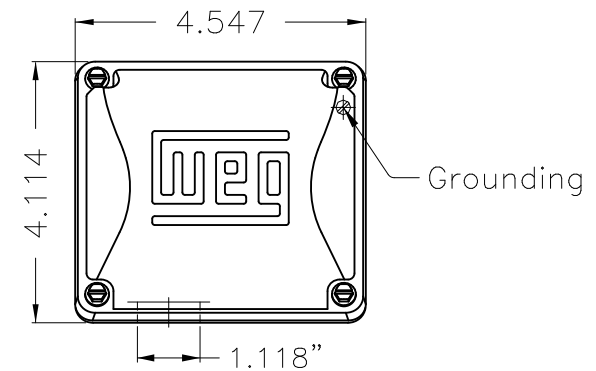
A

B

C

D

E



EUNC 3/8" - 16 WEG WPR-7309

DE Shaft End

Color Munsell N 1 matte black									
Painting plan 207N									
Mounting F-1/B34R(D)									
ECM	LOC	SUMMARY OF MODIFICATIONS			EXECUTED	CHECKED	RELEASED	DATE	VER
EXECUTED	PIRWUSER	THREE PH. MOTOR ROLLED STEEL CLOSE COUPLED PUMP JN TYPE PSE 143							
CHECKED		FRAME 143/5JM IP21 ODP							
RELEASED									
REL DT.		WMO	Jaragua do Sul	Product Engineering	WDD				

2 HP 02 Poles 60 Hz

A SHEET 1 / 1





NEMA
Premium



MADE IN MEXICO

MAT: 12682535 CC029A

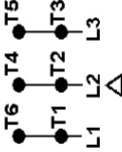
W01.T00IC0X0N

MODEL 002360T3H145JM-S
29MAR2022 B/N:

PH 3	Hz 60	HP 2.0
FR 143/5JM		KW 1.5
DUTY CONT.		V 575
ALT 1000 m.a.s.l		A 1.94
INS CL F AT 80K		SFA 2.23
AMB 40°C	DES B	SF 1.15
ENCL ODP	CODE K	PF 0.91
		RPM 3510
		NEMA NOM. EFF 85.5%

Inverter duty motor For use on VPWM 1000:1 VT, 3:1 CT

DE 6206-ZZ ODE 6203-ZZ MOBIL POLYREX EM



T1-BLU
T2-WHT
T3-ORG
T4-YEL
T5-BLK
T6-GRY

INTERCHANGE ANY TWO LINE WIRES TO REVERSE THE ROTATION

WARNING: Motor must be grounded in accordance with local and national electrical codes to prevent serious electrical shocks. Disconnect power source before servicing unit.



AVERTISSEMENT: Le moteur doit être mis à la terre

conformément aux codes électriques locaux et nationaux afin d'éviter tout choc électrique grave. Déconnectez l'alimentation avant l'entretien de la machine.

