

DATA SHEET

Three Phase Induction Motor - Squirrel Cage



Customer :				
Product line	: NEMA Premium Efficiency Three-Phase			
Product code :	12636588			
Catalog # :	01012ET3E256T-S			
Frame	: 254/6T			
Insulation class	: F			
Duty cycle	: Cont.(S1)			
Ambient temperature	: -20°C to +40°C			
Altitude	: 1000 m.a.s.l.			
Protection degree	: IP55			
Design	: B			
Cooling method	: IC411 - TEFC			
Mounting	: F-1			
Rotation ¹	: Both (CW and CCW)			
Starting method	: Direct On Line			
Approx. weight ²	: 239 lb			
Moment of inertia (J)	: 2.83 sq.ft.lb			
Output [HP]	10	7.5	7.5	
Poles	6	6	6	
Frequency [Hz]	60	50	50	
Rated voltage [V]	230/460	190/380	220/415	
Rated current [A]	27.6/13.8	25.0/12.5	23.4/12.4	
L. R. Amperes [A]	149/74.5	138/68.7	140/74.4	
LRC [A]	5.4x(Code G)	5.5x(Code G)	6.0x(Code H)	
No load current [A]	14.2/7.12	14.1/7.03	14.3/7.56	
Rated speed [RPM]	1175	975	980	
Slip [%]	2.08	2.50	2.00	
Rated torque [ft.lb]	44.7	40.4	40.2	
Locked rotor torque [%]	210	210	250	
Breakdown torque [%]	229	250	280	
Service factor	1.15	1.15	1.15	
Temperature rise	80 K	80 K	80 K	
Locked rotor time	54s (cold) 30s (hot)	0s (cold) 0s (hot)	0s (cold) 0s (hot)	
Noise level ²	59.0 dB(A)	57.0 dB(A)	57.0 dB(A)	
Efficiency (%)	25%	90.0	89.5	88.8
	50%	90.2	89.5	89.0
	75%	91.0	90.5	90.4
	100%	91.0	90.2	90.3
Power Factor	25%	0.33	0.31	0.28
	50%	0.57	0.54	0.50
	75%	0.69	0.66	0.63
	100%	0.75	0.74	0.71
Bearing type	: <u>Drive end</u> 6309 Z C3 <u>Non drive end</u> 6208 Z C3	Foundation loads		
Sealing	: V'Ring Without Bearing Seal	Max. traction	: 420 lb	
Lubrication interval	: 20000 h 20000 h	Max. compression	: 659 lb	
Lubricant amount	: 13 g 8 g			
Lubricant type	: Mobil Polyrex EM			
Notes USABLE @208V 30.5A SF 1.00 SFA 30.5A				
This revision replaces and cancel the previous one, which must be eliminated. (1) Looking the motor from the shaft end. (2) Measured at 1m and with tolerance of +3dB(A). (3) Approximate weight subject to changes after manufacturing process. (4) At 100% of full load.		These are average values based on tests with sinusoidal power supply, subject to the tolerances stipulated in NEMA MG-1.		
Rev.	Changes Summary	Performed	Checked	Date
Performed by				
Checked by			Page	Revision
Date	14/04/2022		1 / 16	

TORQUE AND CURRENT VS SPEED CURVE

Three Phase Induction Motor - Squirrel Cage



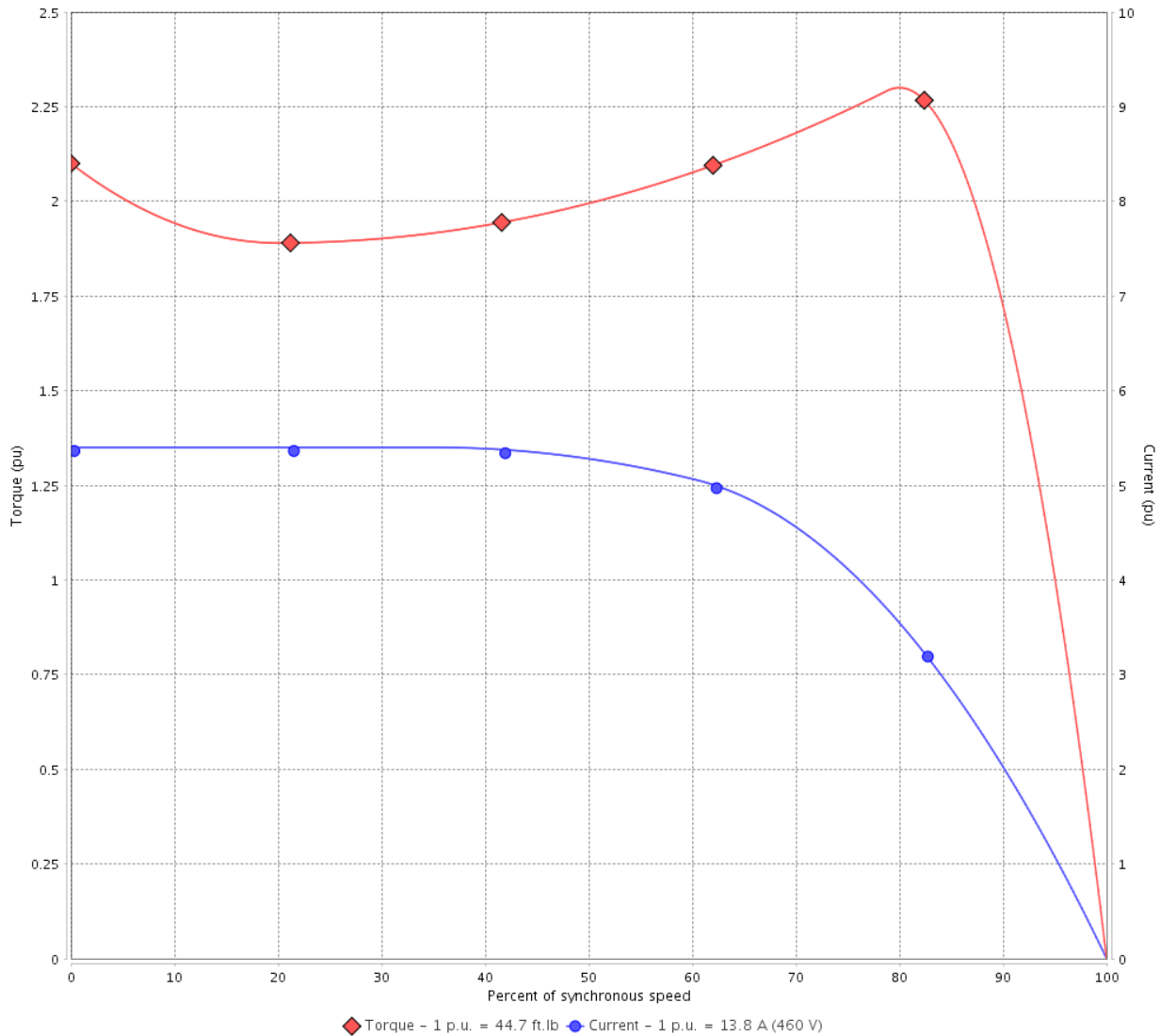
Customer :

Product line : NEMA Premium Efficiency Three-Phase

Product code : 12636588

Catalog # : 01012ET3E256T-S

TORQUE AND CURRENT VS SPEED CURVE



Performance : 230/460 V 60 Hz 6P

Rated current	: 27.6/13.8 A	Moment of inertia (J)	: 2.83 sq.ft.lb
LRC	: 5.4	Duty cycle	: Cont.(S1)
Rated torque	: 44.7 ft.lb	Insulation class	: F
Locked rotor torque	: 210 %	Service factor	: 1.15
Breakdown torque	: 229 %	Temperature rise	: 80 K
Rated speed	: 1175 rpm	Design	: B

Locked rotor time : 54s (cold) 30s (hot)

Rev.	Changes Summary	Performed	Checked	Date
Performed by			Page 2 / 16	Revision
Checked by				
Date	14/04/2022			

TORQUE AND CURRENT VS SPEED CURVE



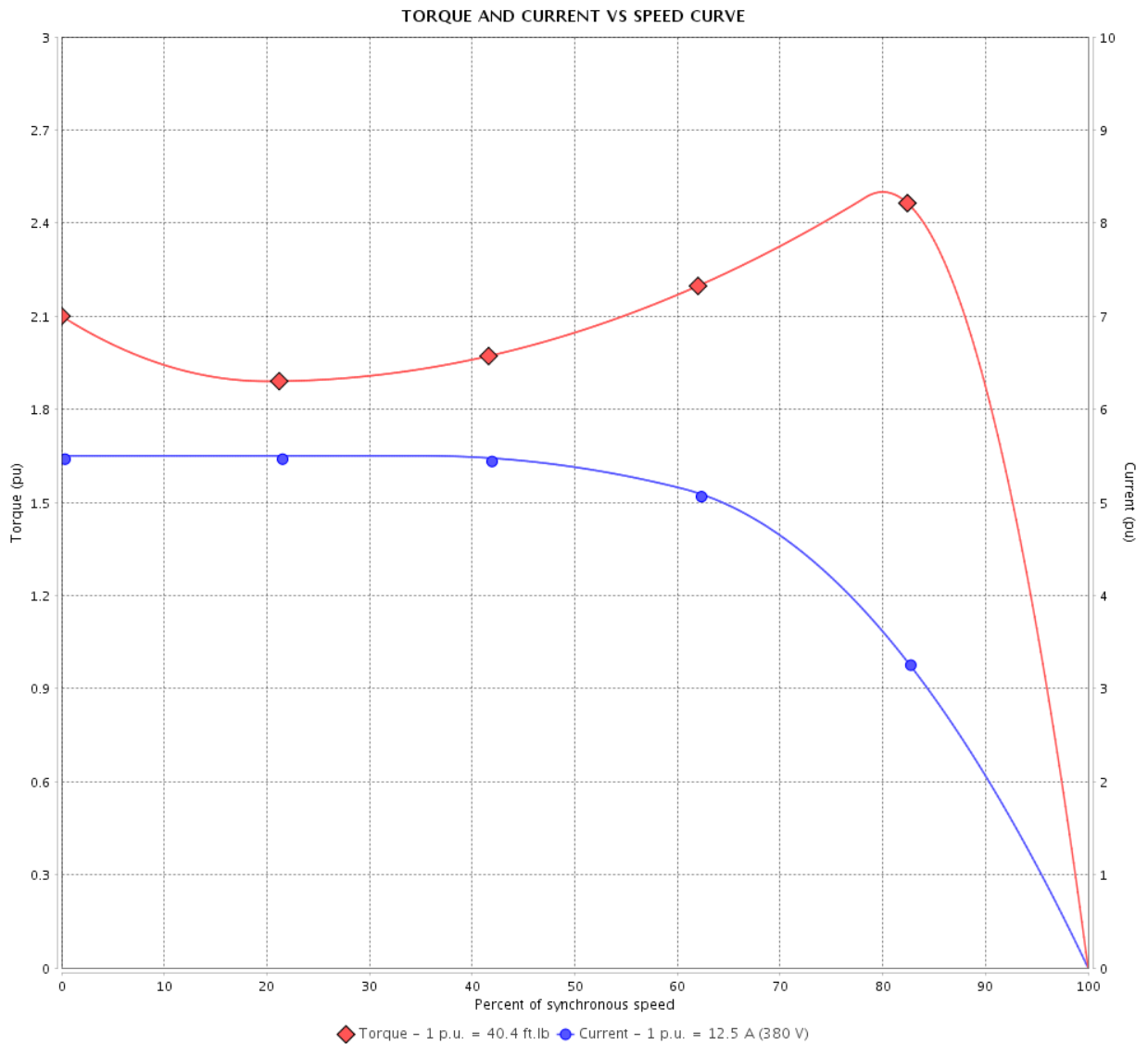
Three Phase Induction Motor - Squirrel Cage

Customer :

Product line : NEMA Premium Efficiency Three-Phase

Product code : 12636588

Catalog # : 01012ET3E256T-S



Performance : 190/380 V 50 Hz 6P

Rated current	: 25.0/12.5 A	Moment of inertia (J)	: 2.83 sq.ft.lb
LRC	: 5.5	Duty cycle	: Cont.(S1)
Rated torque	: 40.4 ft.lb	Insulation class	: F
Locked rotor torque	: 210 %	Service factor	: 1.15
Breakdown torque	: 250 %	Temperature rise	: 80 K
Rated speed	: 975 rpm	Design	: B

Locked rotor time : 0s (cold) 0s (hot)

Rev.	Changes Summary	Performed	Checked	Date
Performed by		Page		Revision
Checked by		3 / 16		
Date	14/04/2022			

TORQUE AND CURRENT VS SPEED CURVE

Three Phase Induction Motor - Squirrel Cage



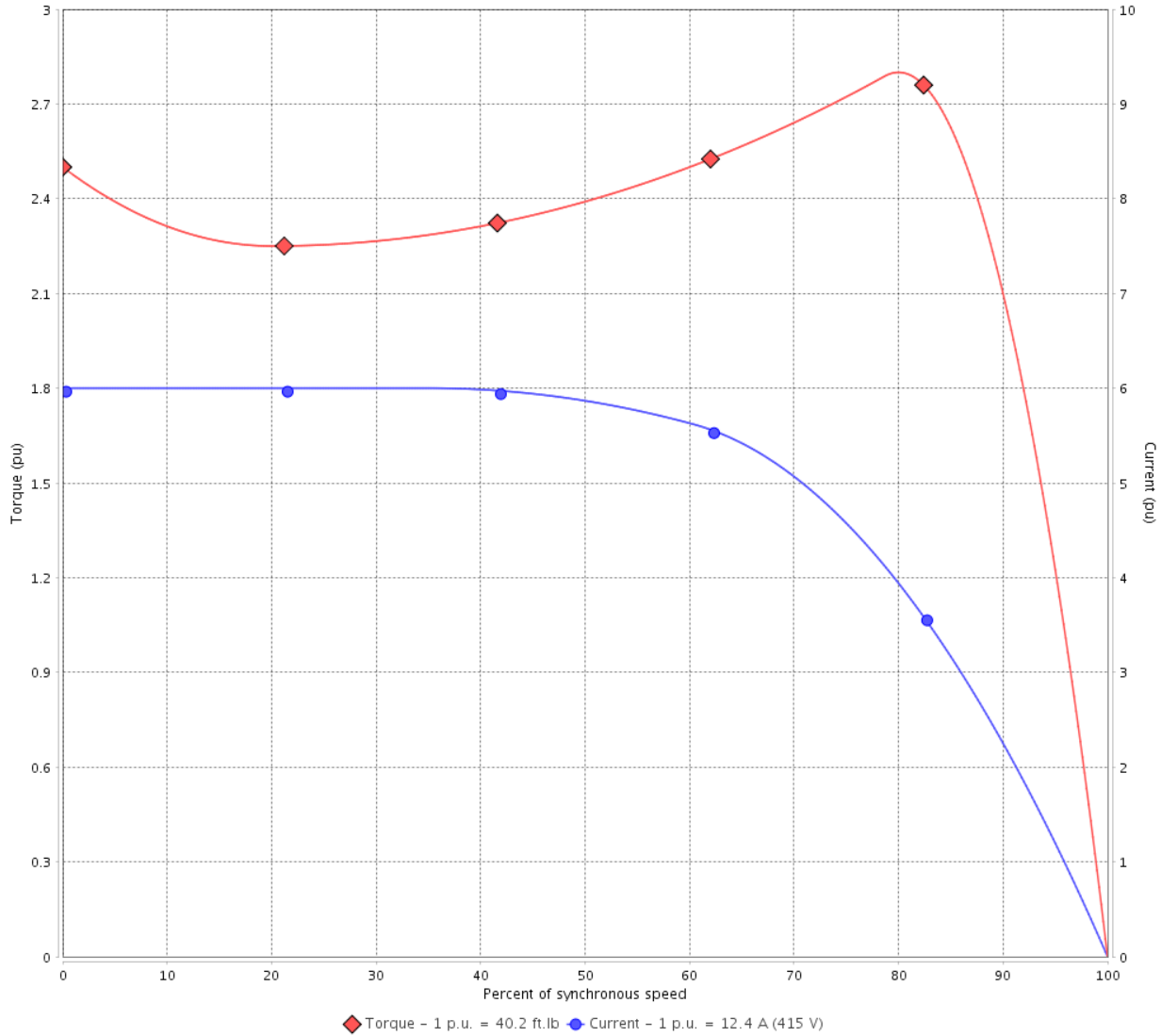
Customer :

Product line : NEMA Premium Efficiency Three-Phase

Product code : 12636588

Catalog # : 01012ET3E256T-S

TORQUE AND CURRENT VS SPEED CURVE



Performance : 220/415 V 50 Hz 6P

Rated current	: 23.4/12.4 A	Moment of inertia (J)	: 2.83 sq.ft.lb
LRC	: 6.0	Duty cycle	: Cont.(S1)
Rated torque	: 40.2 ft.lb	Insulation class	: F
Locked rotor torque	: 250 %	Service factor	: 1.15
Breakdown torque	: 280 %	Temperature rise	: 80 K
Rated speed	: 980 rpm	Design	: B

Locked rotor time : 0s (cold) 0s (hot)

Rev.	Changes Summary	Performed	Checked	Date
Performed by			Page 4 / 16	Revision
Checked by				
Date	14/04/2022			

LOAD PERFORMANCE CURVE

Three Phase Induction Motor - Squirrel Cage

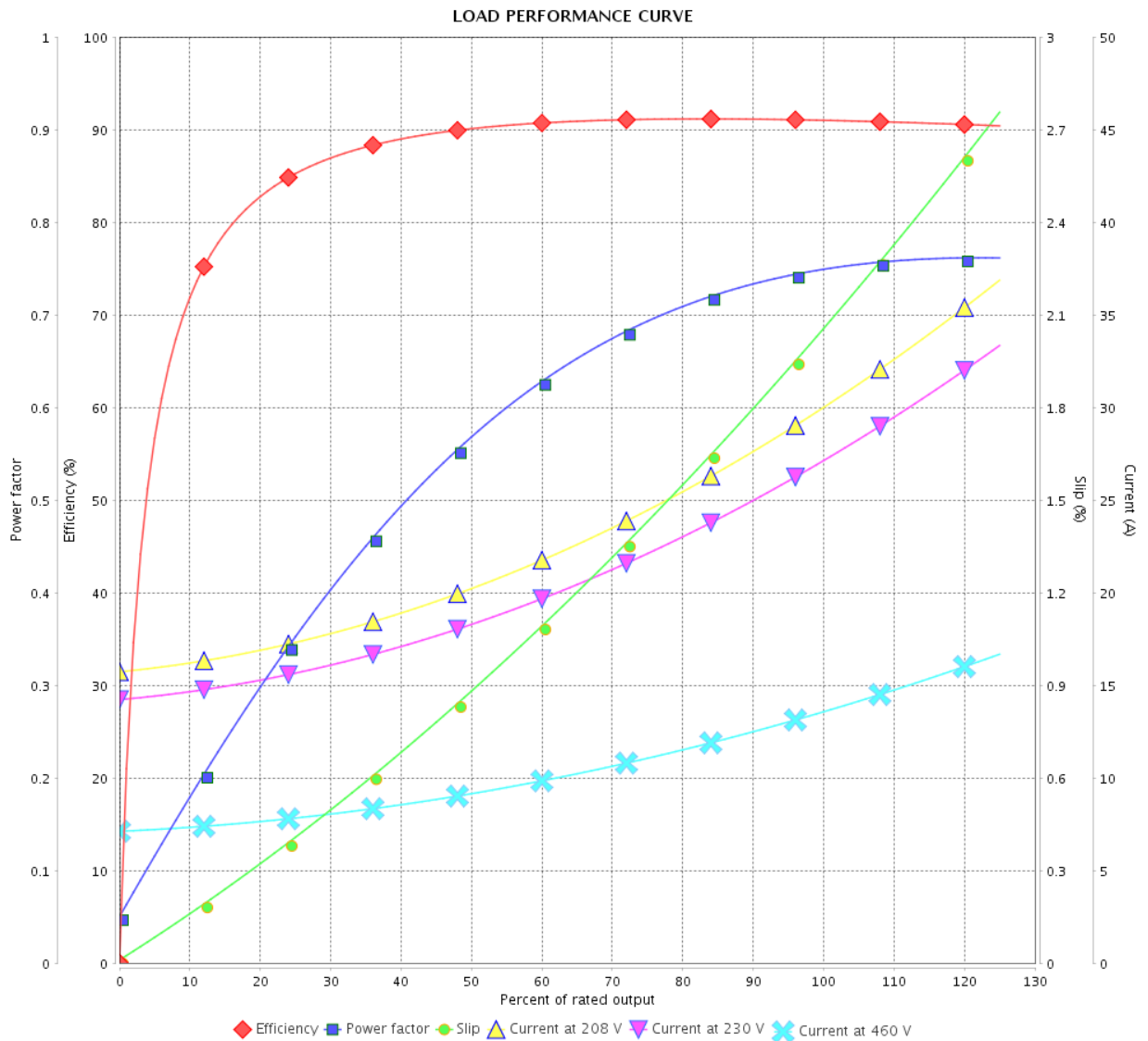


Customer :

Product line : NEMA Premium Efficiency Three-Phase

Product code : 12636588

Catalog # : 01012ET3E256T-S



Performance : 230/460 V 60 Hz 6P

Rated current : 27.6/13.8 A
 LRC : 5.4
 Rated torque : 44.7 ft.lb
 Locked rotor torque : 210 %
 Breakdown torque : 229 %
 Rated speed : 1175 rpm

Moment of inertia (J) : 2.83 sq.ft.lb
 Duty cycle : Cont.(S1)
 Insulation class : F
 Service factor : 1.15
 Temperature rise : 80 K
 Design : B

Rev.	Changes Summary	Performed	Checked	Date
Performed by		Page		Revision
Checked by		5 / 16		
Date		14/04/2022		

LOAD PERFORMANCE CURVE

Three Phase Induction Motor - Squirrel Cage



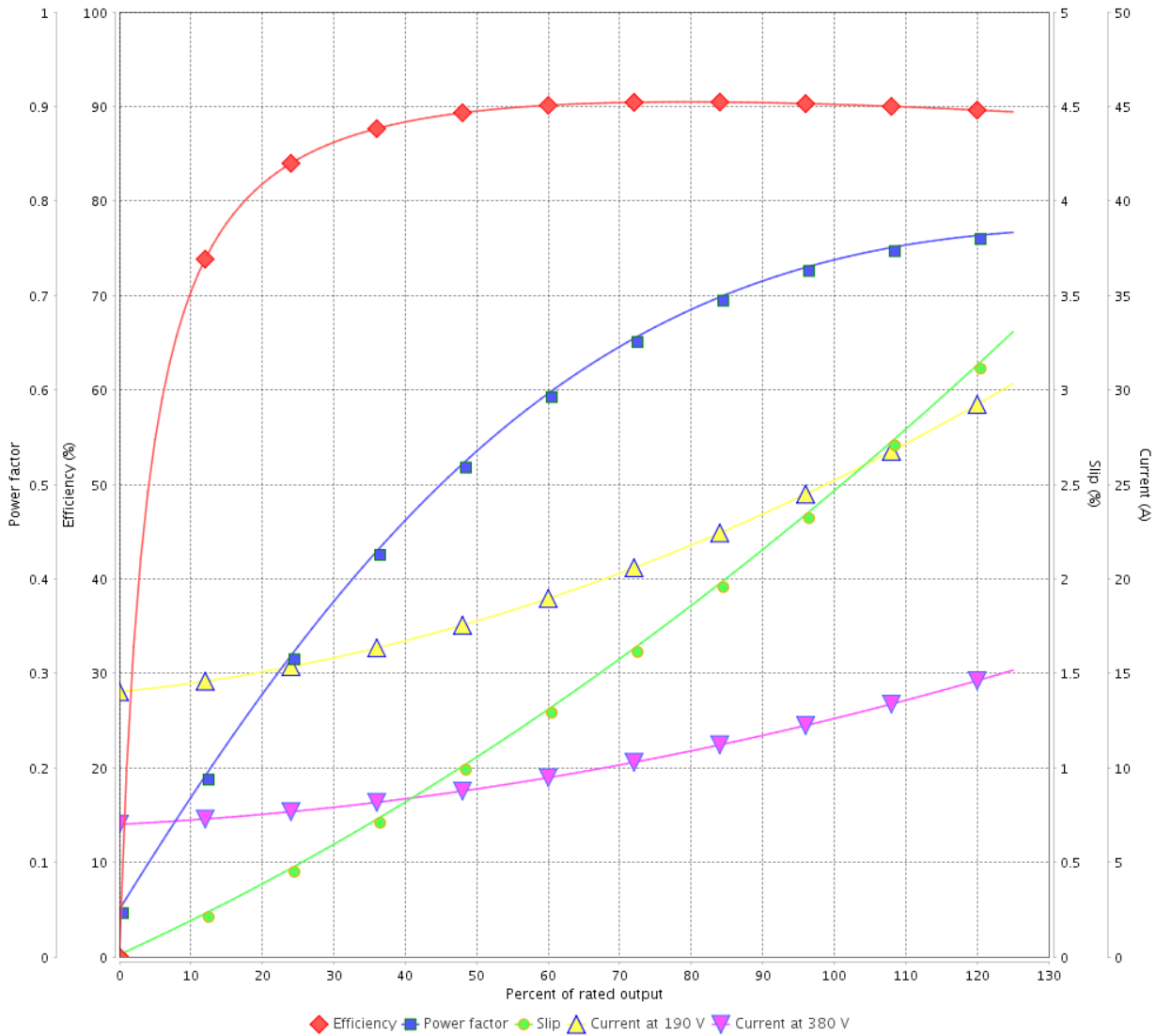
Customer :

Product line : NEMA Premium Efficiency Three-Phase

Product code : 12636588

Catalog # : 01012ET3E256T-S

LOAD PERFORMANCE CURVE



Performance : 190/380 V 50 Hz 6P

Rated current : 25.0/12.5 A
 LRC : 5.5
 Rated torque : 40.4 ft.lb
 Locked rotor torque : 210 %
 Breakdown torque : 250 %
 Rated speed : 975 rpm

Moment of inertia (J) : 2.83 sq.ft.lb
 Duty cycle : Cont.(S1)
 Insulation class : F
 Service factor : 1.15
 Temperature rise : 80 K
 Design : B

Rev.	Changes Summary	Performed	Checked	Date
Performed by			Page	Revision
Checked by				
Date				

LOAD PERFORMANCE CURVE

Three Phase Induction Motor - Squirrel Cage

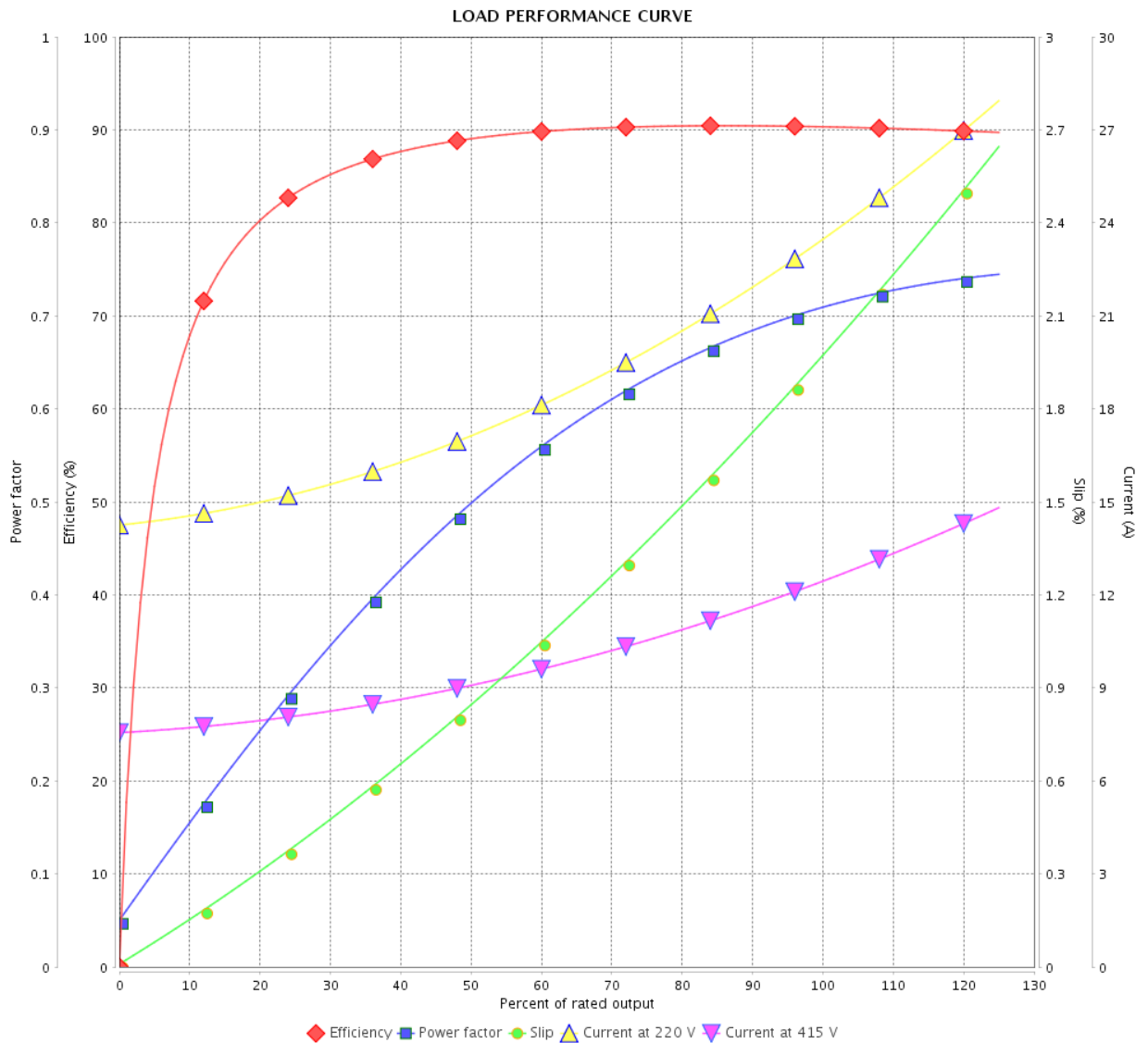


Customer :

Product line : NEMA Premium Efficiency Three-Phase

Product code : 12636588

Catalog # : 01012ET3E256T-S



Performance : 220/415 V 50 Hz 6P

Rated current : 23.4/12.4 A
 LRC : 6.0
 Rated torque : 40.2 ft.lb
 Locked rotor torque : 250 %
 Breakdown torque : 280 %
 Rated speed : 980 rpm

Moment of inertia (J) : 2.83 sq.ft.lb
 Duty cycle : Cont.(S1)
 Insulation class : F
 Service factor : 1.15
 Temperature rise : 80 K
 Design : B

Rev.	Changes Summary	Performed	Checked	Date
Performed by			Page	Revision
Checked by				
Date				

THERMAL LIMIT CURVE

Three Phase Induction Motor - Squirrel Cage



Customer :

Product line : NEMA Premium Efficiency Three-Phase
Product code : 12636588
Catalog # : 01012ET3E256T-S

Performance : 230/460 V 60 Hz 6P

Rated current	: 27.6/13.8 A	Moment of inertia (J)	: 2.83 sq.ft.lb
LRC	: 5.4	Duty cycle	: Cont.(S1)
Rated torque	: 44.7 ft.lb	Insulation class	: F
Locked rotor torque	: 210 %	Service factor	: 1.15
Breakdown torque	: 229 %	Temperature rise	: 80 K
Rated speed	: 1175 rpm	Design	: B

Heating constant

Cooling constant

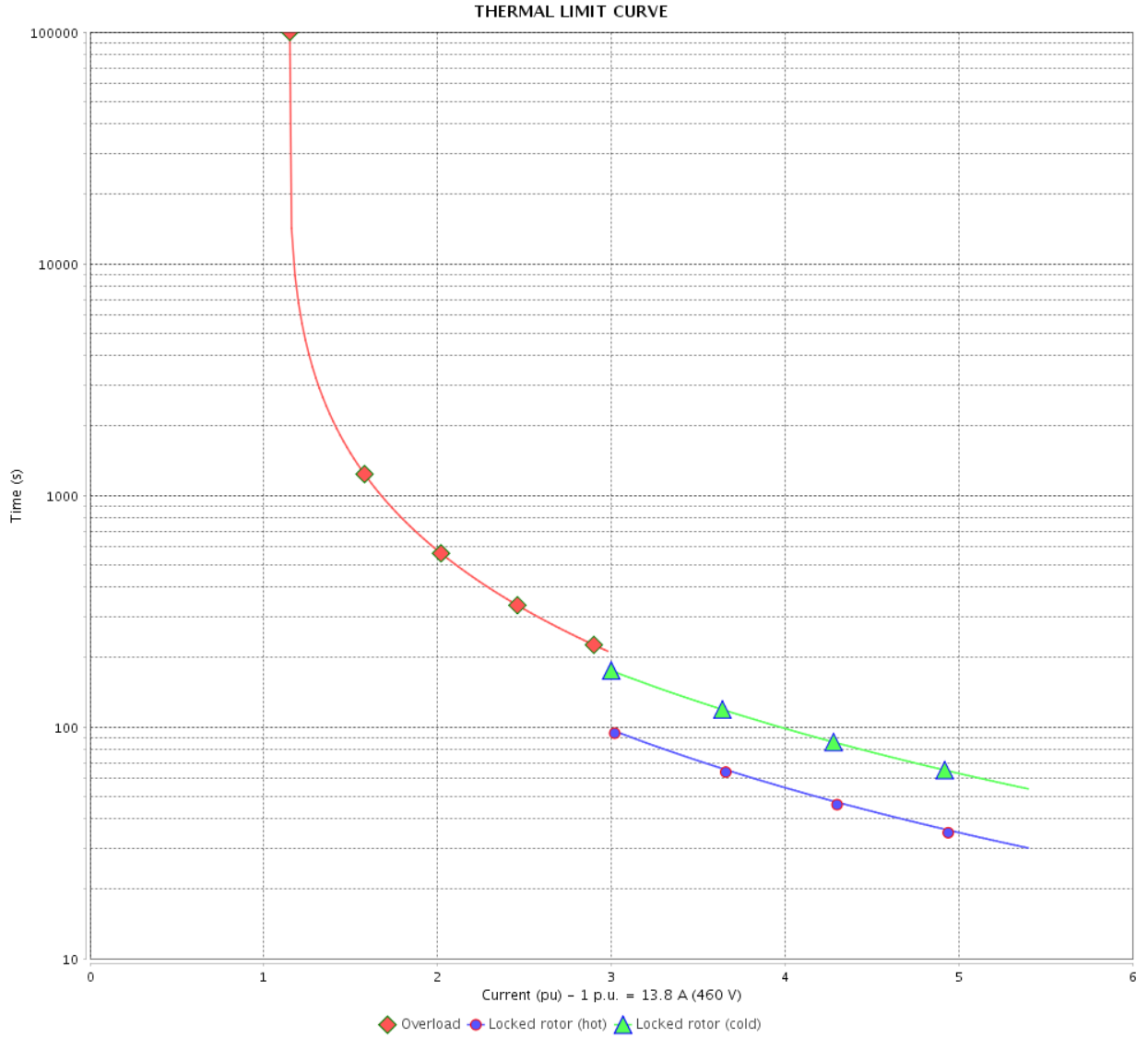
Rev.	Changes Summary	Performed	Checked	Date
Performed by				
Checked by			Page	Revision
Date	14/04/2022		8 / 16	

THERMAL LIMIT CURVE

Three Phase Induction Motor - Squirrel Cage



Customer : _____



Rev.	Changes Summary	Performed	Checked	Date
Performed by				
Checked by				
Date				
			Page	Revision
			9 / 16	

THERMAL LIMIT CURVE

Three Phase Induction Motor - Squirrel Cage



Customer :

Product line : NEMA Premium Efficiency Three-Phase
Product code : 12636588
Catalog # : 01012ET3E256T-S

Performance : 190/380 V 50 Hz 6P

Rated current	: 25.0/12.5 A	Moment of inertia (J)	: 2.83 sq.ft.lb
LRC	: 5.5	Duty cycle	: Cont.(S1)
Rated torque	: 40.4 ft.lb	Insulation class	: F
Locked rotor torque	: 210 %	Service factor	: 1.15
Breakdown torque	: 250 %	Temperature rise	: 80 K
Rated speed	: 975 rpm	Design	: B

Heating constant

Cooling constant

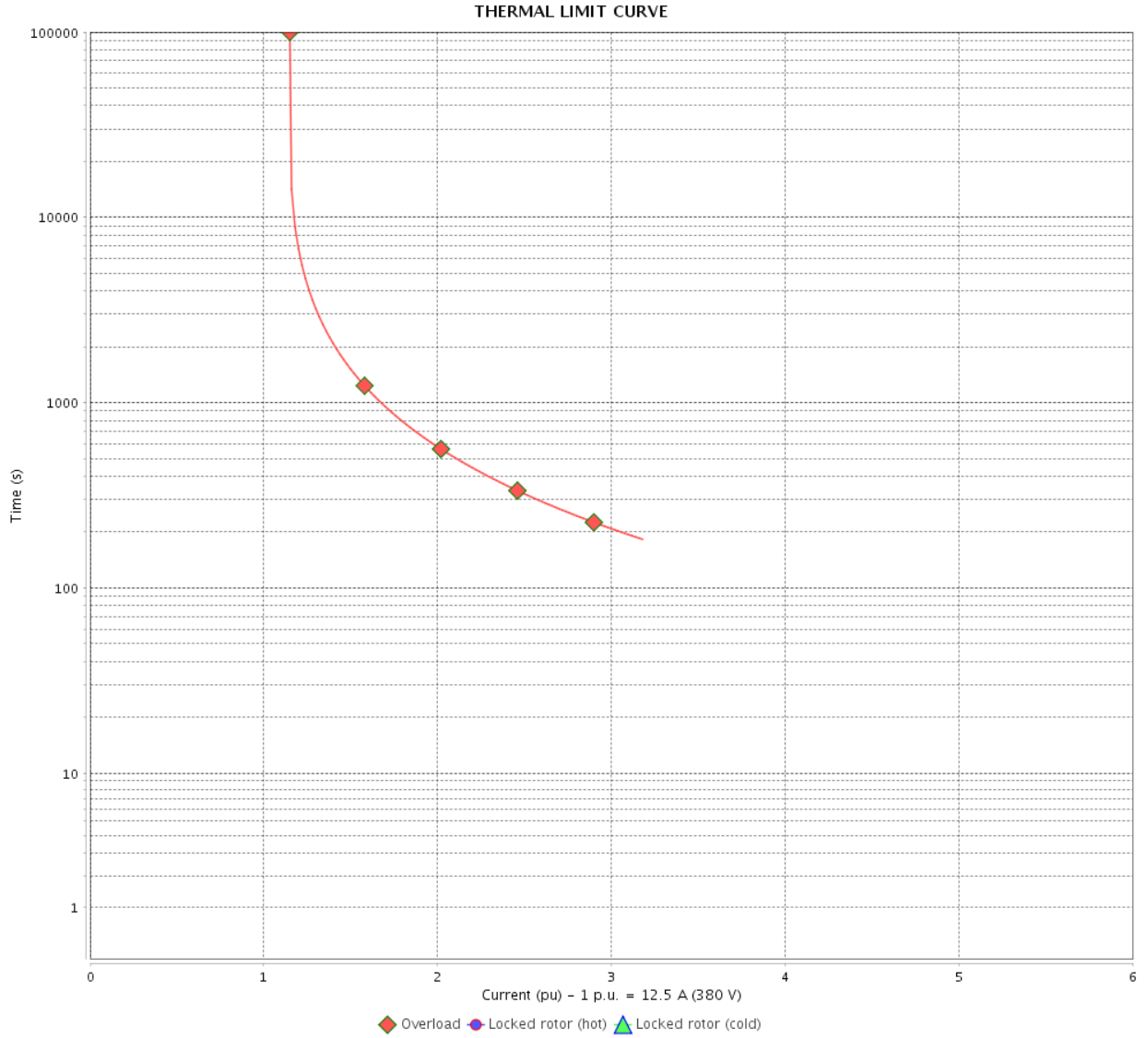
Rev.	Changes Summary	Performed	Checked	Date
Performed by				
Checked by			Page	Revision
Date	14/04/2022		10 / 16	

THERMAL LIMIT CURVE

Three Phase Induction Motor - Squirrel Cage



Customer : _____



Rev.	Changes Summary	Performed	Checked	Date
Performed by		Page		Revision
Checked by		11 / 16		
Date		14/04/2022		

THERMAL LIMIT CURVE

Three Phase Induction Motor - Squirrel Cage



Customer :

Product line : NEMA Premium Efficiency Three-Phase
Product code : 12636588
Catalog # : 01012ET3E256T-S

Performance : 220/415 V 50 Hz 6P

Rated current	: 23.4/12.4 A	Moment of inertia (J)	: 2.83 sq.ft.lb
LRC	: 6.0	Duty cycle	: Cont.(S1)
Rated torque	: 40.2 ft.lb	Insulation class	: F
Locked rotor torque	: 250 %	Service factor	: 1.15
Breakdown torque	: 280 %	Temperature rise	: 80 K
Rated speed	: 980 rpm	Design	: B

Heating constant

Cooling constant

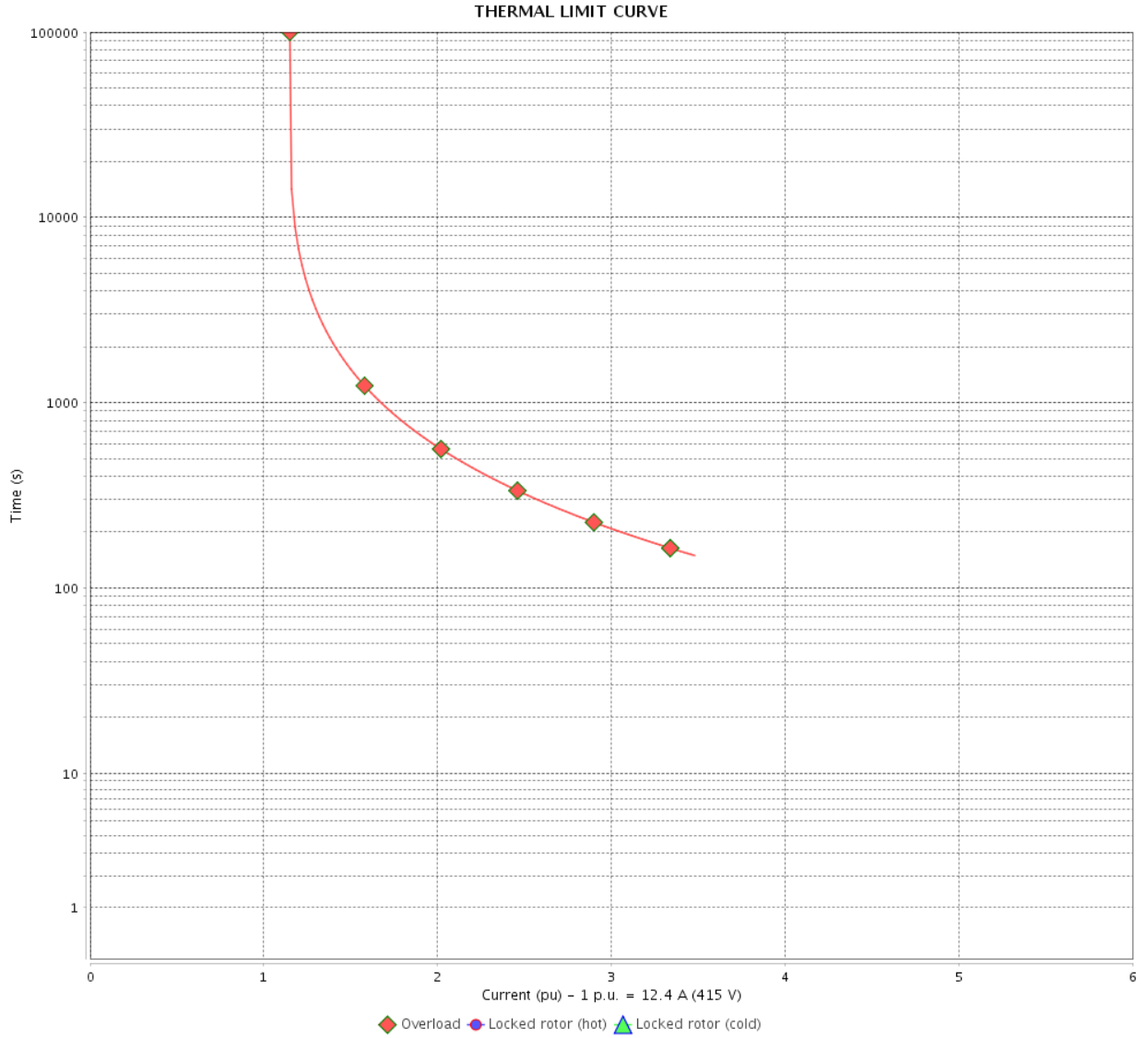
Rev.	Changes Summary	Performed	Checked	Date
Performed by				
Checked by			Page	Revision
Date	14/04/2022		12 / 16	

THERMAL LIMIT CURVE

Three Phase Induction Motor - Squirrel Cage



Customer : _____



Rev.	Changes Summary	Performed	Checked	Date
Performed by		Page		Revision
Checked by		13 / 16		
Date		14/04/2022		

VFD OPERATION CURVE

Three Phase Induction Motor - Squirrel Cage



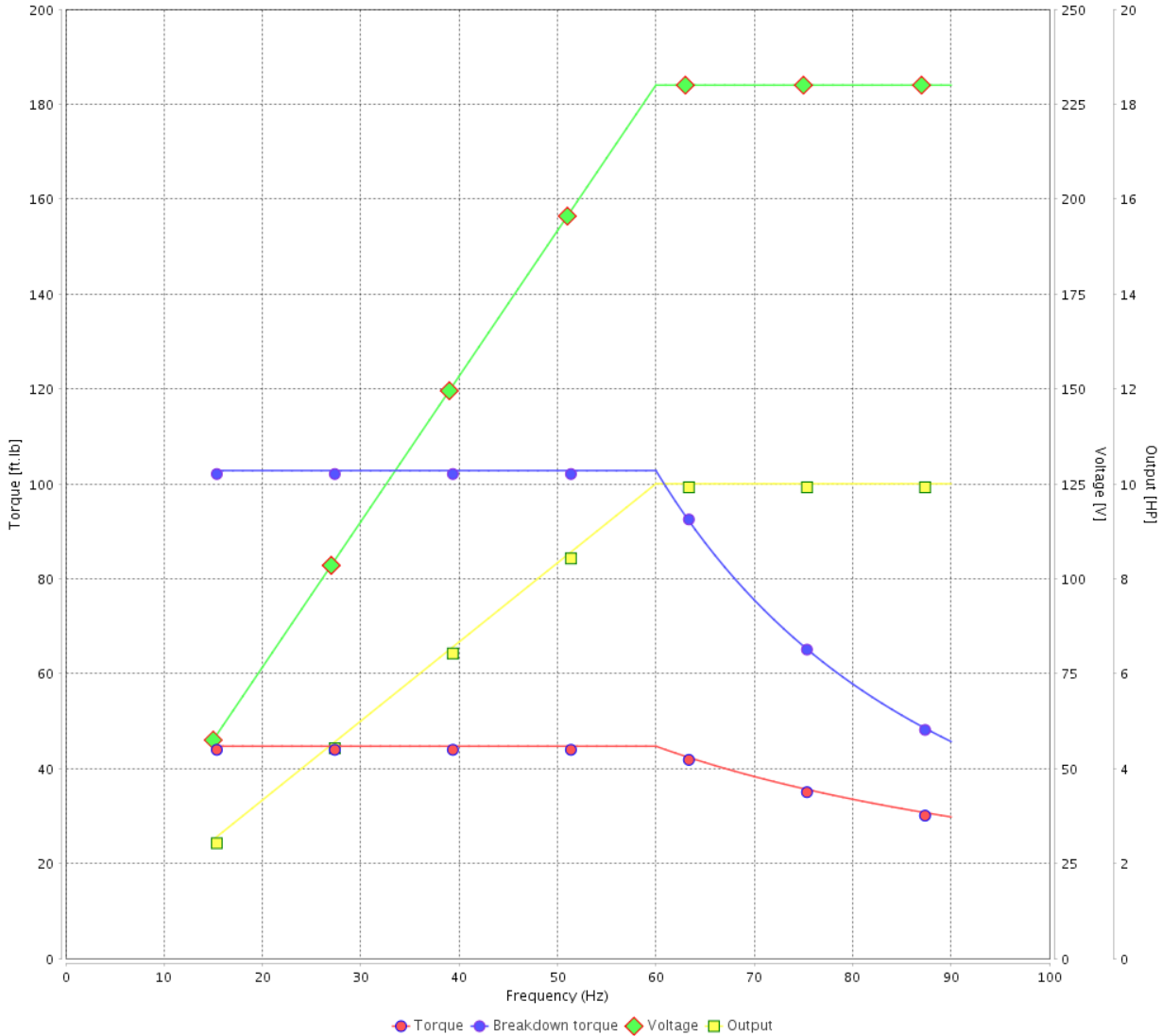
Customer :

Product line : NEMA Premium Efficiency Three-Phase

Product code : 12636588

Catalog # : 01012ET3E256T-S

VFD OPERATION CURVE



Performance : 230/460 V 60 Hz 6P

Rated current : 27.6/13.8 A
 LRC : 5.4
 Rated torque : 44.7 ft.lb
 Locked rotor torque : 210 %
 Breakdown torque : 229 %
 Rated speed : 1175 rpm

Moment of inertia (J) : 2.83 sq.ft.lb
 Duty cycle : Cont.(S1)
 Insulation class : F
 Service factor : 1.15
 Temperature rise : 80 K
 Design : B

Rev.	Changes Summary	Performed	Checked	Date
Performed by			Page 14 / 16	Revision
Checked by				
Date	14/04/2022			

VFD OPERATION CURVE

Three Phase Induction Motor - Squirrel Cage

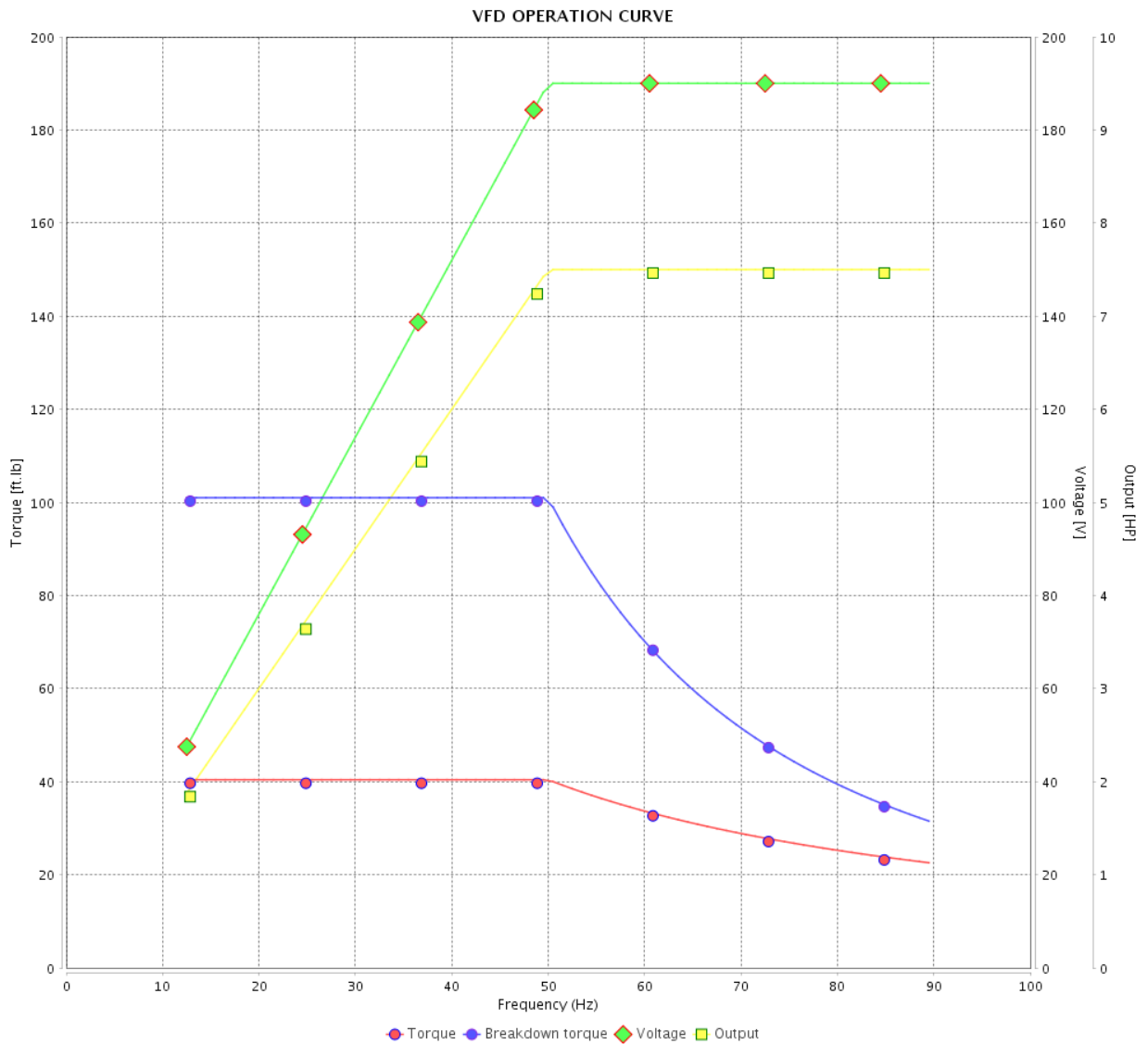


Customer :

Product line : NEMA Premium Efficiency Three-Phase

Product code : 12636588

Catalog # : 01012ET3E256T-S



Performance : 190/380 V 50 Hz 6P

Rated current : 25.0/12.5 A
 LRC : 5.5
 Rated torque : 40.4 ft.lb
 Locked rotor torque : 210 %
 Breakdown torque : 250 %
 Rated speed : 975 rpm

Moment of inertia (J) : 2.83 sq.ft.lb
 Duty cycle : Cont.(S1)
 Insulation class : F
 Service factor : 1.15
 Temperature rise : 80 K
 Design : B

Rev.	Changes Summary	Performed	Checked	Date
Performed by		Page		Revision
Checked by		15 / 16		
Date	14/04/2022			

VFD OPERATION CURVE

Three Phase Induction Motor - Squirrel Cage



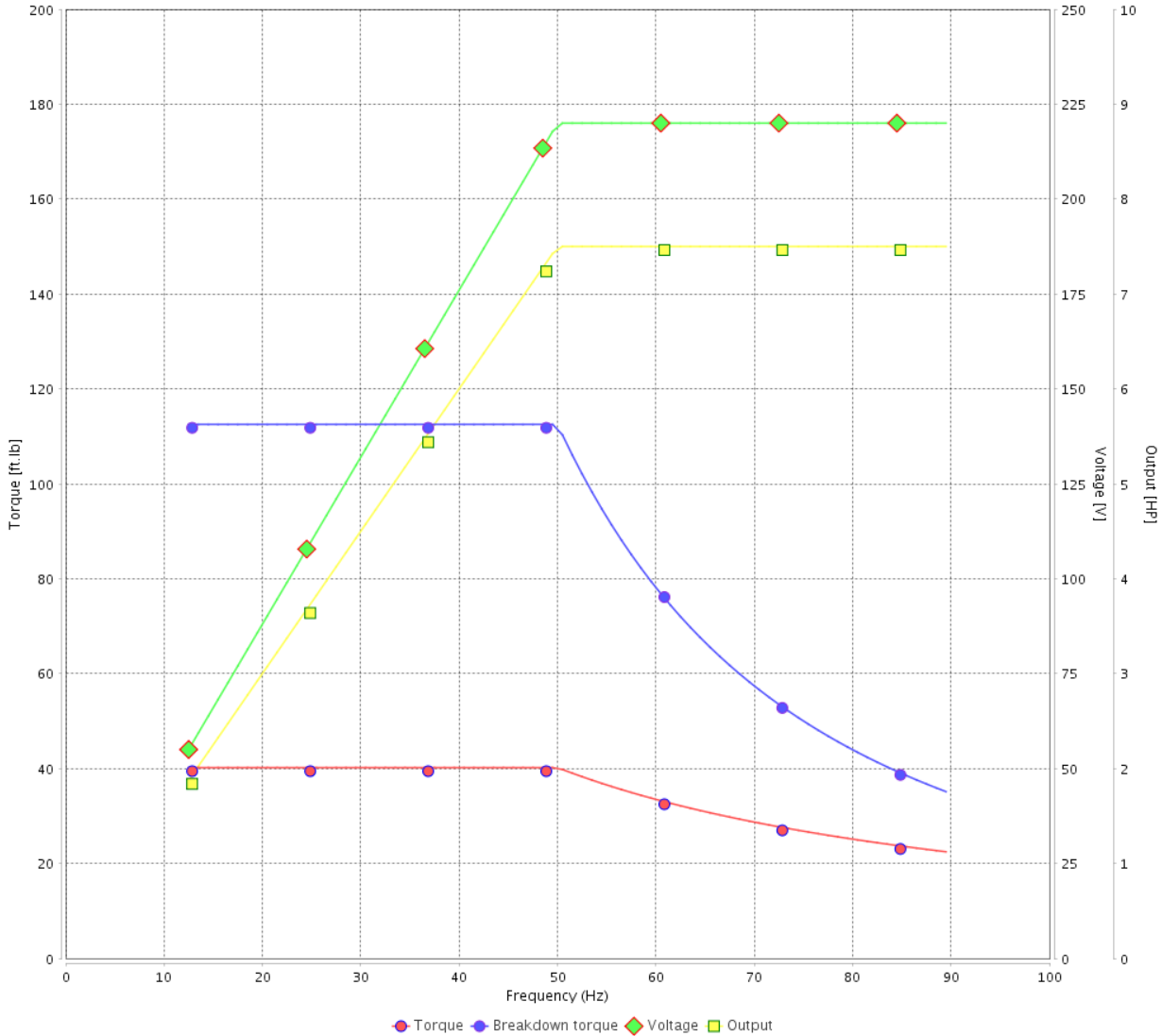
Customer :

Product line : NEMA Premium Efficiency Three-Phase

Product code : 12636588

Catalog # : 01012ET3E256T-S

VFD OPERATION CURVE

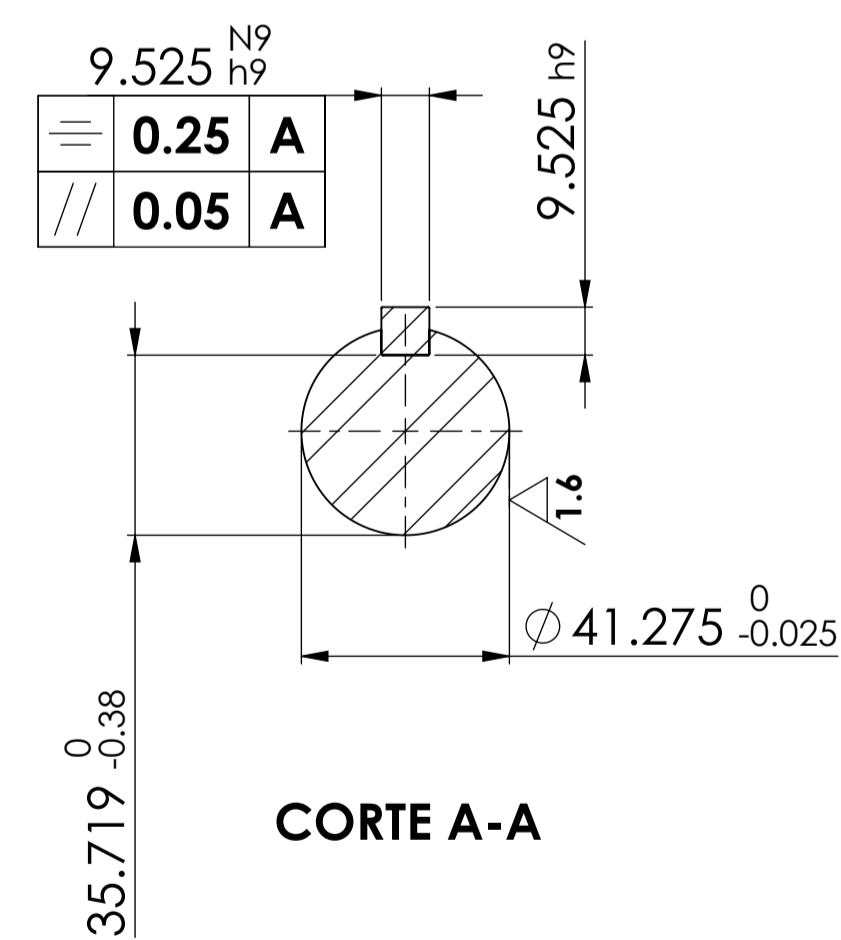
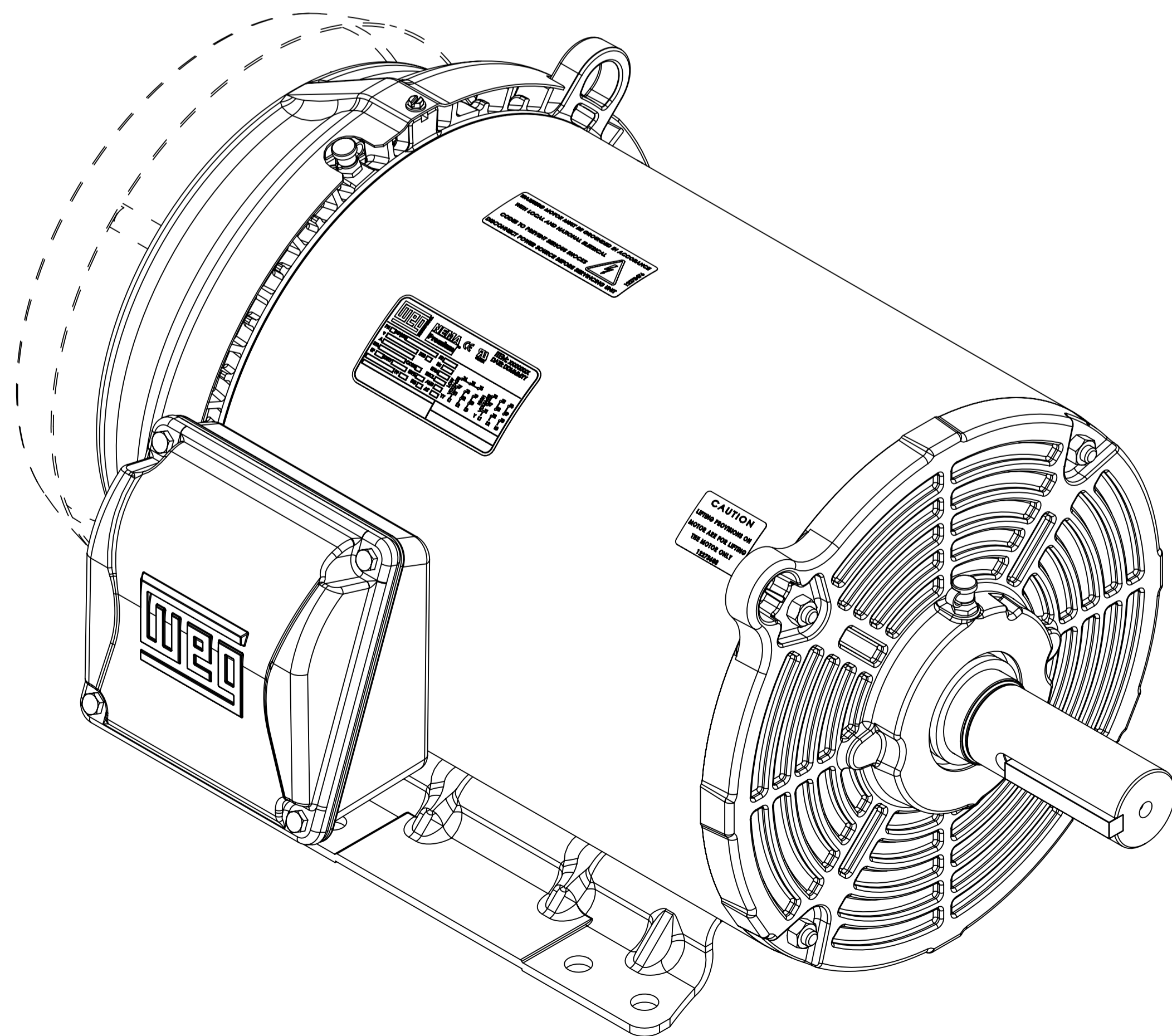
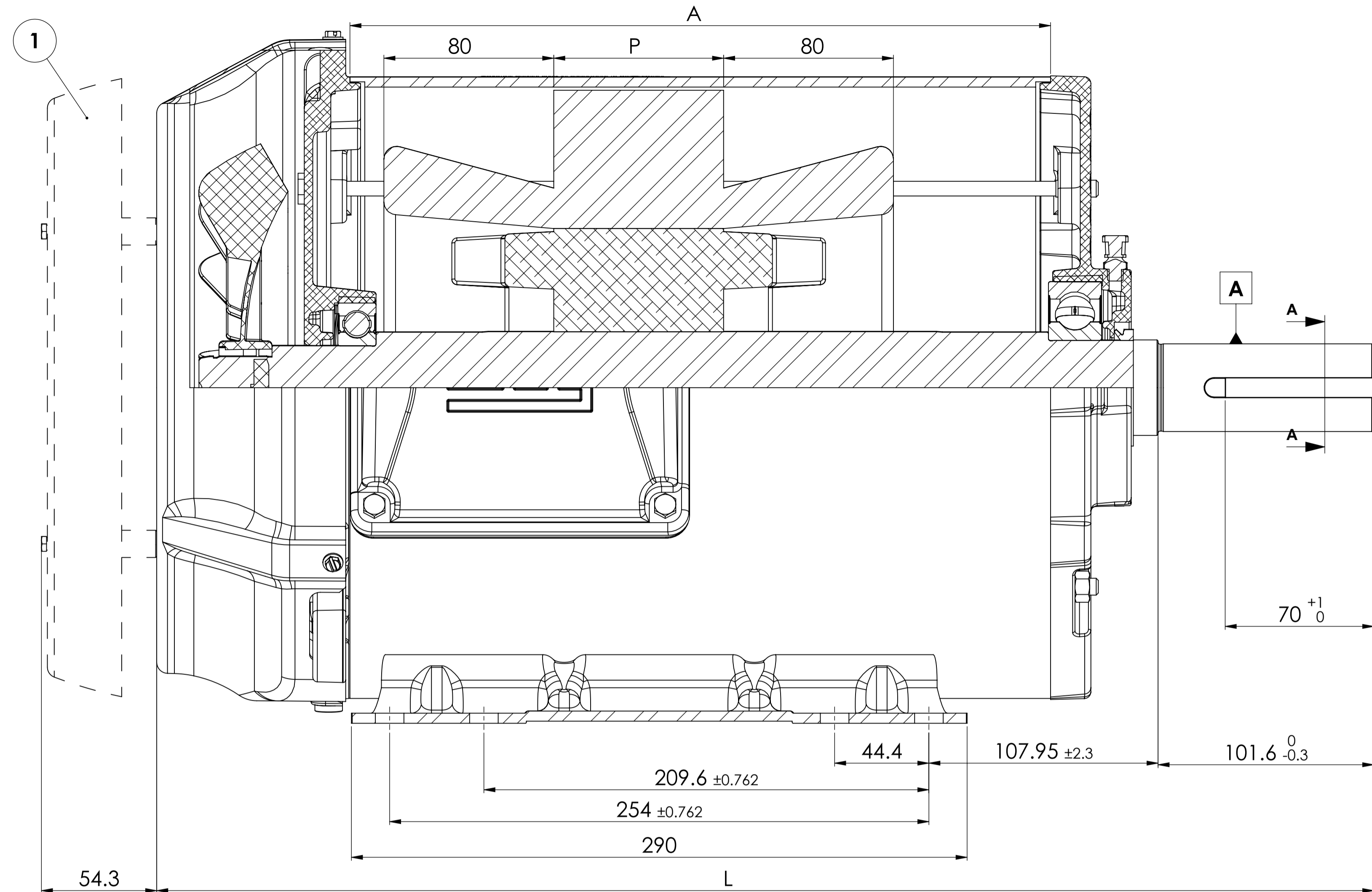
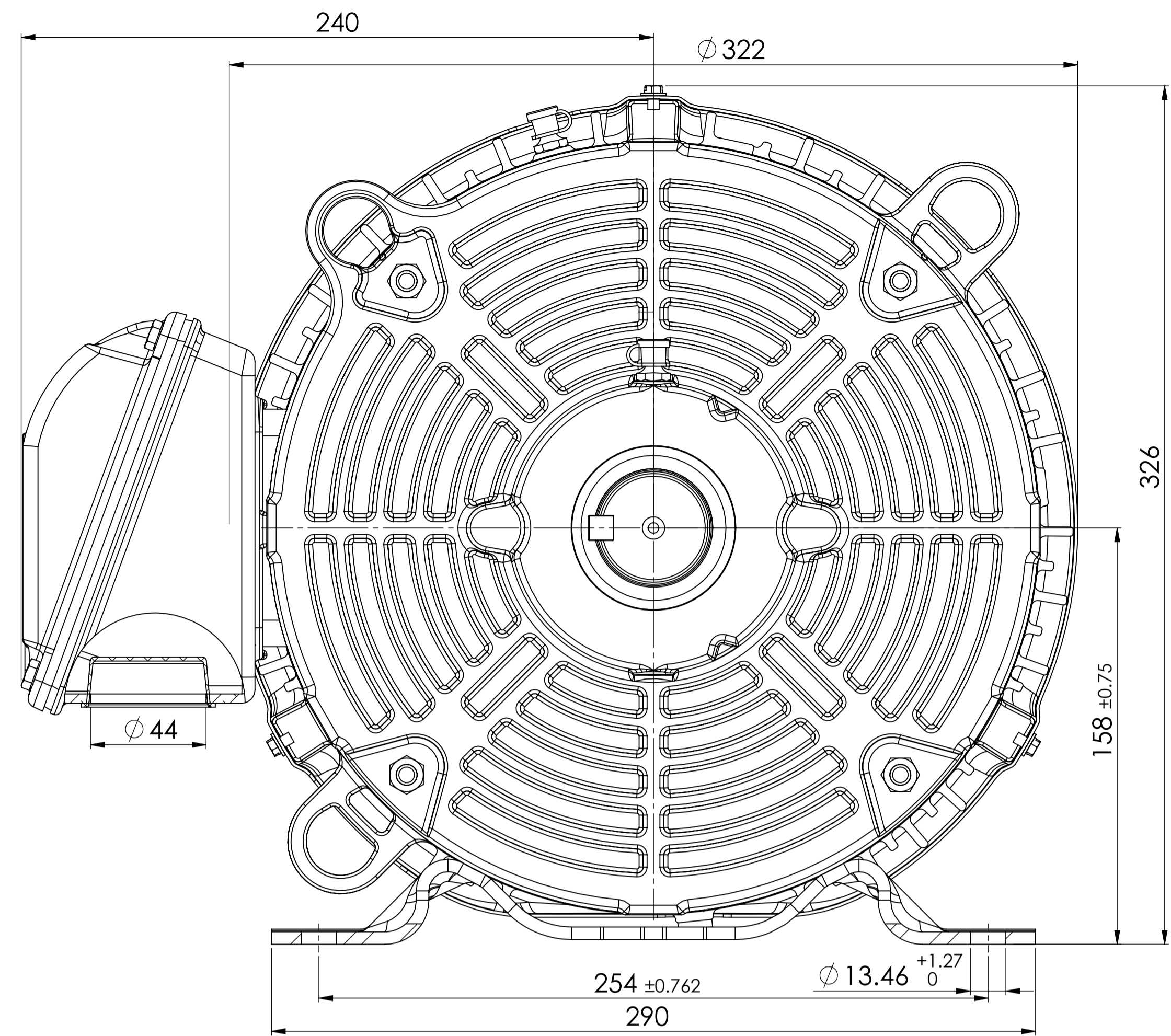


Performance : 220/415 V 50 Hz 6P

Rated current : 23.4/12.4 A
 LRC : 6.0
 Rated torque : 40.2 ft.lb
 Locked rotor torque : 250 %
 Breakdown torque : 280 %
 Rated speed : 980 rpm

Moment of inertia (J) : 2.83 sq.ft.lb
 Duty cycle : Cont.(S1)
 Insulation class : F
 Service factor : 1.15
 Temperature rise : 80 K
 Design : B

Rev.	Changes Summary	Performed	Checked	Date
Performed by			Page 16 / 16	Revision
Checked by				
Date	14/04/2022			



Pos. Drenos	Horizontal		Vertical (eixo para baixo)		Vertical (eixo para cima)	
	Traseira	Dianteira	Traseira	Dianteira	Traseira	Dianteira
N56 143/5T	Tampa	Carcaça	Tampa	Carcaça (*)	Tampa	Carcaça
182/4T	Tampa	Tampa (**)	Tampa	Tampa (**)	Tampa	Tampa (**)
213/5T	Carcaça (***)	Carcaça	Carcaça (***)	Tampa (**)	Tampa	Carcaça
254/6T	Tampa	Carcaça	Tampa	Tampa (**)	Tampa	Carcaça

* Motor com flange, o dreno vai na tampa flangeada.
 ** Tampa normal ou flangeada.
 *** Motores com tampa flangeada e com carcaças menores que 290mm, o dreno vai na tampa traseira.

Cotas / Carcaça	330	350
A	330	350
P	80-140	150-170
L	573	593

1. SOMENTE QUANDO INDICADO NA LISTA TÉCNICA DO MOTOR

Cabeça de Bobina	F1	F2
II	80	80
IV - VI	65	65

MASSA BRUTA/GROSS WEIGHT		MASSA LÍQUIDA/NET WEIGHT		ESCALA/SCALE	
500001081712	REVISÃO NORMA CABEÇA BOBINA	JROPELATO	JHONATANP	02.09.2015	05
500000886238	ALT. CONF. CLAIM 413416105	PMAUERBERG	ALISSON	16.05.2014	04
ECM	LOC	RESUMO DE MODIFICAÇÕES / SUMMARY OF MODIFICATIONS		EXECUTADO / CHECKED	LIBERADO / RELEASED
EXEC	RAFAELLOPES	DIMENSIONAL 254 TEFC TPA NORMAL		10002037738	
VERIFICADO / CHECKED	JTOGNERI			000	05
LIBERADO / RELEASED	24.04.2013	WMO	JARAGUÁ DO SUL	DESENVOLVIMENTO DE PRODUTO	FOLHETA 1 / 1



NEMA
Premium



MADE IN MEXICO

MAT: 12636588 CC029A
W01.TE0IC0X0N
MODEL 01012ET3E256T-S
17FEB2022 S/N:

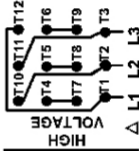
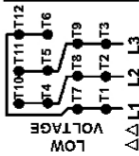
For 60Hz: Class I, Zone 2, IIC
Class I, Div.2, Gr. A,B,C,D - T3
Div 2 Inverter Duty (SF1.00)
CT 2:1/VT 1000:1

PH 3	Hz 60	HP 10
FR 254/6T		KW 7.5
DUTY CONT.		V 230/460
ALT 1000 m.a.s.l.		A 27.6/13.8
INS CL F AT 80K	IP55	SFA 31.7/15.9
AMB 40°C	DES B	SF 1.15
ENCL TEFC	CODE G	PF 0.75
USABLE @ 208V 30.5A		RPM 1175
SF1.00		NEMA NOM. EFF 91.0%

ALTERNATE RATING: 7.5HP 50Hz 190-220/380-415V SF1.15
25.0-23.4/12.5-12.4A 975RPM EFF 90.2% (IE3) IEC 60034-1

For safe area-inverter duty motor For 60Hz use on VPWM 1000:1 VT, 4:1 CT

DE 6309-Z-C3 ODE 6208-Z-C3 MOBIL POLYREX EM 20000h



T1-BLU T2-WHT
T3-ORG T4-YEL
T5-BLK T6-GRY
T7-PNK T8-RED
T9-BRK RED
T10-CURRY
T11-GRN T12-VLT

INTERCHANGE ANY TWO LINE WIRES TO REVERSE THE ROTATION



WARNING: Motor must be grounded in accordance with local and national electrical codes to prevent serious electrical shocks. Disconnect power source before servicing unit.

AVERTISSEMENT: Le moteur doit être mis à la terre

conformément aux codes électriques locaux et nationaux afin d'éviter tout choc électrique grave. Déconnectez l'alimentation avant l'entretien de la machine.

