

DATA SHEET



Three Phase Induction Motor - Squirrel Cage

Customer :							
Product line	: NEMA Premium Efficiency Three-Phase	Product code :	12215555				
		Catalog # :	05012ET3E365TC-W22				
Frame	: 364/5TC	Cooling method	: IC411 - TEFC				
Insulation class	: F	Mounting	: F-1				
Duty cycle	: Cont.(S1)	Rotation ¹	: Both (CW and CCW)				
Ambient temperature	: -20°C to +40°C	Starting method	: Direct On Line				
Altitude	: 1000 m.a.s.l.	Approx. weight ²	: 930 lb				
Protection degree	: IP55	Moment of inertia (J)	: 32.4 sq.ft.lb				
Design	: B						
Output [HP]	50	40	40	40	50	50	50
Poles	6	6	6	6	6	6	6
Frequency [Hz]	60	50	50	50	50	50	50
Rated voltage [V]	230/460	380	400	415	380	400	415
Rated current [A]	115/57.4	57.7	55.5	53.5	70.5	66.4	64.8
L. R. Amperes [A]	735/367	358	377	396	345	365	389
LRC [A]	6.4x(Code G)	6.2x(Code G)	6.8x(Code H)	7.4x(Code J)	4.9x(Code E)	5.5x(Code F)	6.0x(Code F)
No load current [A]	40.0/20.0	19.8	21.1	22.1	19.8	21.1	22.1
Rated speed [RPM]	1180	980	980	985	970	975	980
Slip [%]	1.67	2.00	2.00	1.50	3.00	2.50	2.00
Rated torque [ft.lb]	223	214	214	213	271	269	268
Locked rotor torque [%]	200	200	229	250	160	180	200
Breakdown torque [%]	240	240	260	290	190	210	229
Service factor	1.25	1.00	1.00	1.00	1.00	1.00	1.00
Temperature rise	80 K	80 K	80 K	80 K	105 K	80 K	80 K
Locked rotor time	32s (cold) 18s (hot)	27s (cold) 15s (hot)	27s (cold) 15s (hot)	27s (cold) 15s (hot)	27s (cold) 15s (hot)	27s (cold) 15s (hot)	27s (cold) 15s (hot)
Noise level ²	66.0 dB(A)	63.0 dB(A)	63.0 dB(A)	63.0 dB(A)	63.0 dB(A)	63.0 dB(A)	63.0 dB(A)
Efficiency (%)	25%						
	50%	93.6	92.7	92.7	92.6	93.0	93.0
	75%	94.1	92.8	93.1	93.1	92.4	93.0
	100%	94.1	92.9	92.9	92.9	91.7	92.4
Power Factor	25%						
	50%	0.74	0.72	0.70	0.66	0.77	0.77
	75%	0.83	0.82	0.81	0.79	0.84	0.83
	100%	0.86	0.85	0.84	0.84	0.87	0.87
Bearing type	: Drive end : 6314 C3	Non drive end : 6314 C3	Foundation loads				
Sealing	: WSeal	WSeal	Max. traction	: 1644 lb			
Lubrication interval	: 17000 h	17000 h	Max. compression	: 2575 lb			
Lubricant amount	: 27 g	27 g					
Lubricant type	: Mobil Polyrex EM						
Notes USABLE @208V 127A SF 1.10 SFA 140A							
This revision replaces and cancel the previous one, which must be eliminated. (1) Looking the motor from the shaft end. (2) Measured at 1m and with tolerance of +3dB(A). (3) Approximate weight subject to changes after manufacturing process. (4) At 100% of full load.				These are average values based on tests with sinusoidal power supply, subject to the tolerances stipulated in NEMA MG-1.			
Rev.	Changes Summary			Performed	Checked	Date	
Performed by							
Checked by					Page	Revision	
Date	12/04/2022				1 / 36		

TORQUE AND CURRENT VS SPEED CURVE

Three Phase Induction Motor - Squirrel Cage



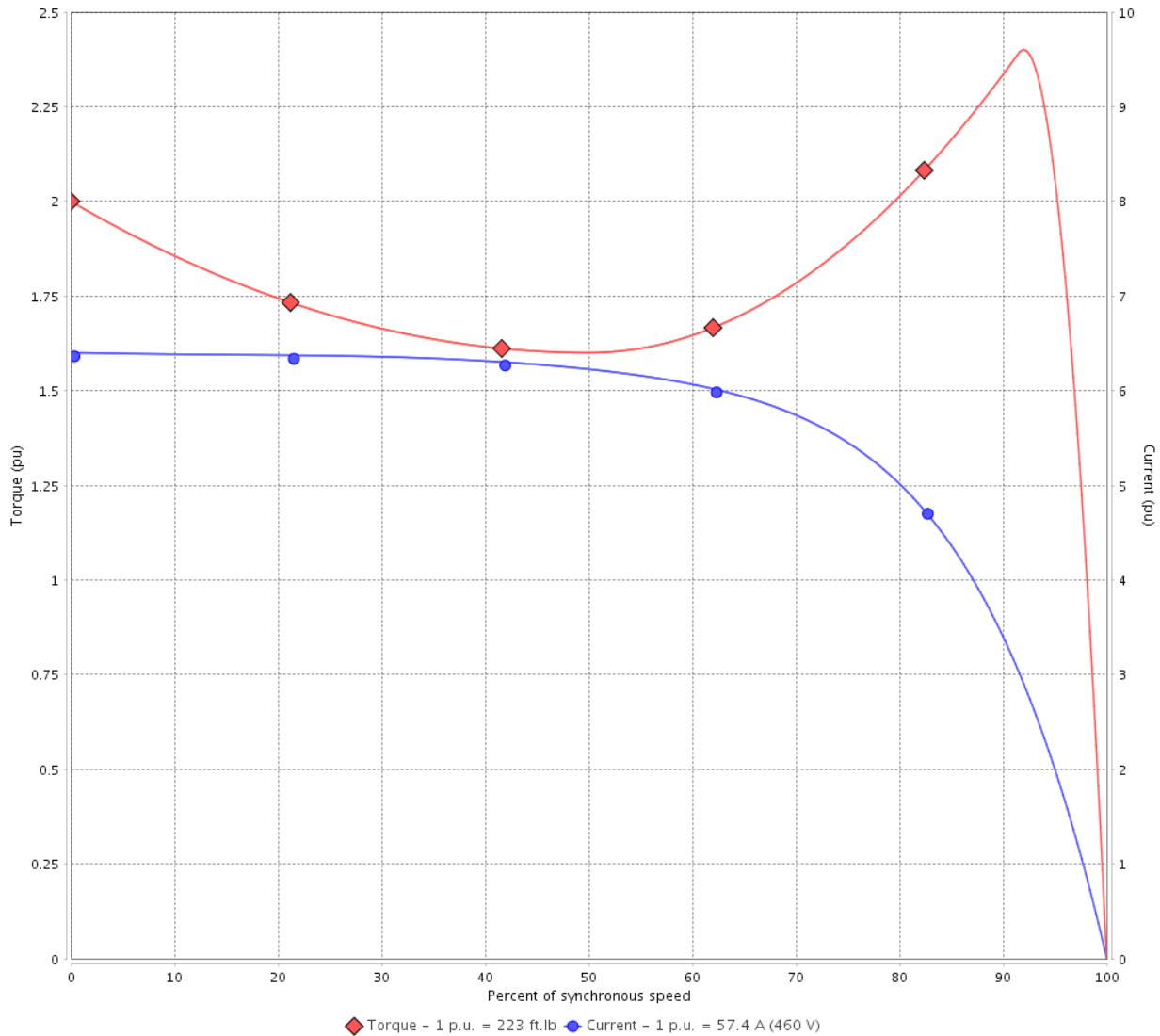
Customer :

Product line : NEMA Premium Efficiency Three-Phase

Product code : 12215555

Catalog # : 05012ET3E365TC-W22

TORQUE AND CURRENT VS SPEED CURVE



Performance : 230/460 V 60 Hz 6P

Rated current	: 115/57.4 A	Moment of inertia (J)	: 32.4 sq.ft.lb
LRC	: 6.4	Duty cycle	: Cont.(S1)
Rated torque	: 223 ft.lb	Insulation class	: F
Locked rotor torque	: 200 %	Service factor	: 1.25
Breakdown torque	: 240 %	Temperature rise	: 80 K
Rated speed	: 1180 rpm	Design	: B

Locked rotor time : 32s (cold) 18s (hot)

Rev.	Changes Summary	Performed	Checked	Date
Performed by			Page 2 / 36	Revision
Checked by				
Date	12/04/2022			

TORQUE AND CURRENT VS SPEED CURVE



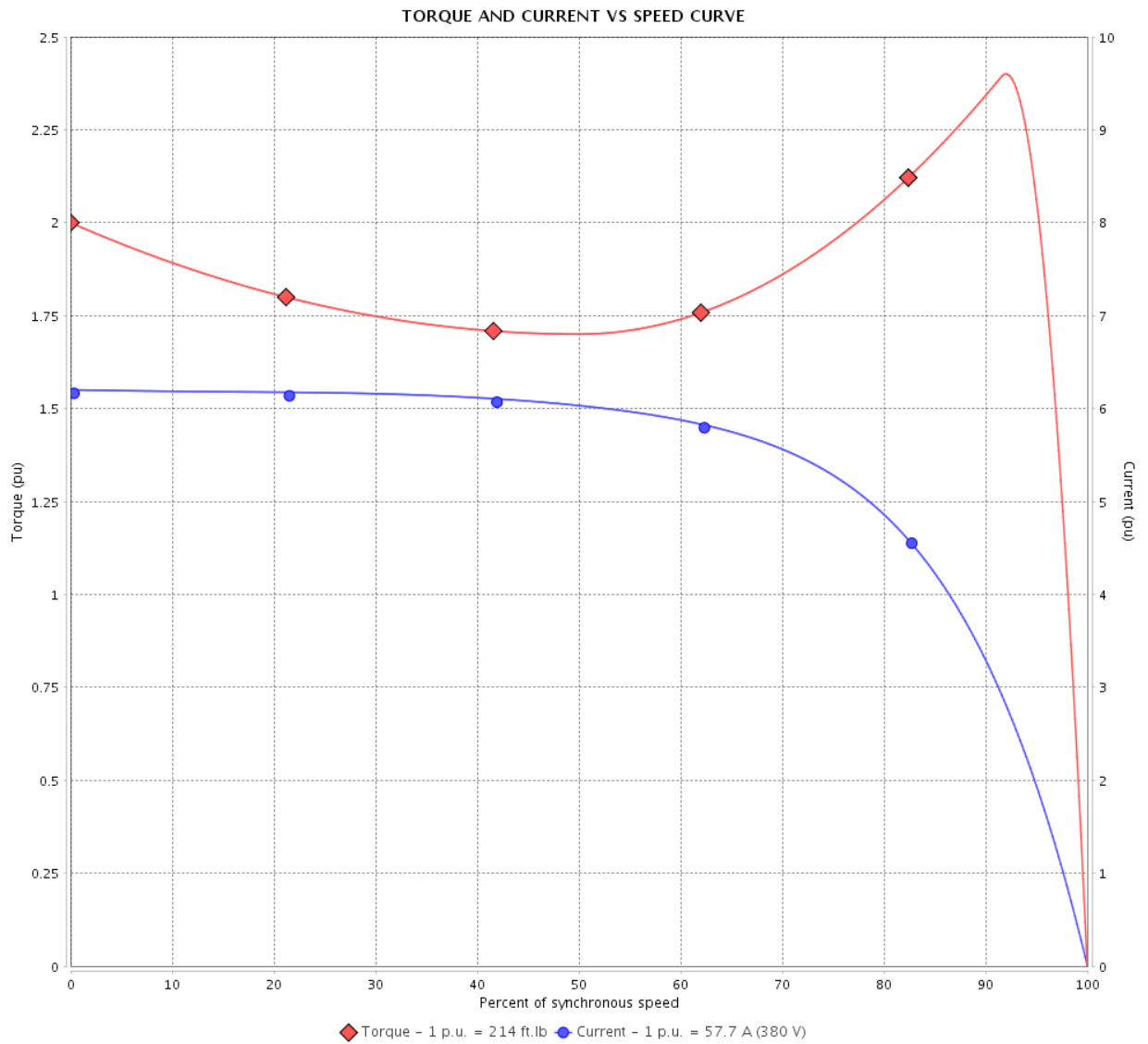
Three Phase Induction Motor - Squirrel Cage

Customer :

Product line : NEMA Premium Efficiency Three-Phase

Product code : 12215555

Catalog # : 05012ET3E365TC-W22



Performance : 380 V 50 Hz 6P IE3

Rated current	: 57.7 A	Moment of inertia (J)	: 32.4 sq.ft.lb
LRC	: 6.2	Duty cycle	: Cont.(S1)
Rated torque	: 214 ft.lb	Insulation class	: F
Locked rotor torque	: 200 %	Service factor	: 1.00
Breakdown torque	: 240 %	Temperature rise	: 80 K
Rated speed	: 980 rpm	Design	: B

Locked rotor time : 27s (cold) 15s (hot)

Rev.	Changes Summary	Performed	Checked	Date
Performed by			Page 3 / 36	Revision
Checked by				
Date	12/04/2022			

TORQUE AND CURRENT VS SPEED CURVE

Three Phase Induction Motor - Squirrel Cage



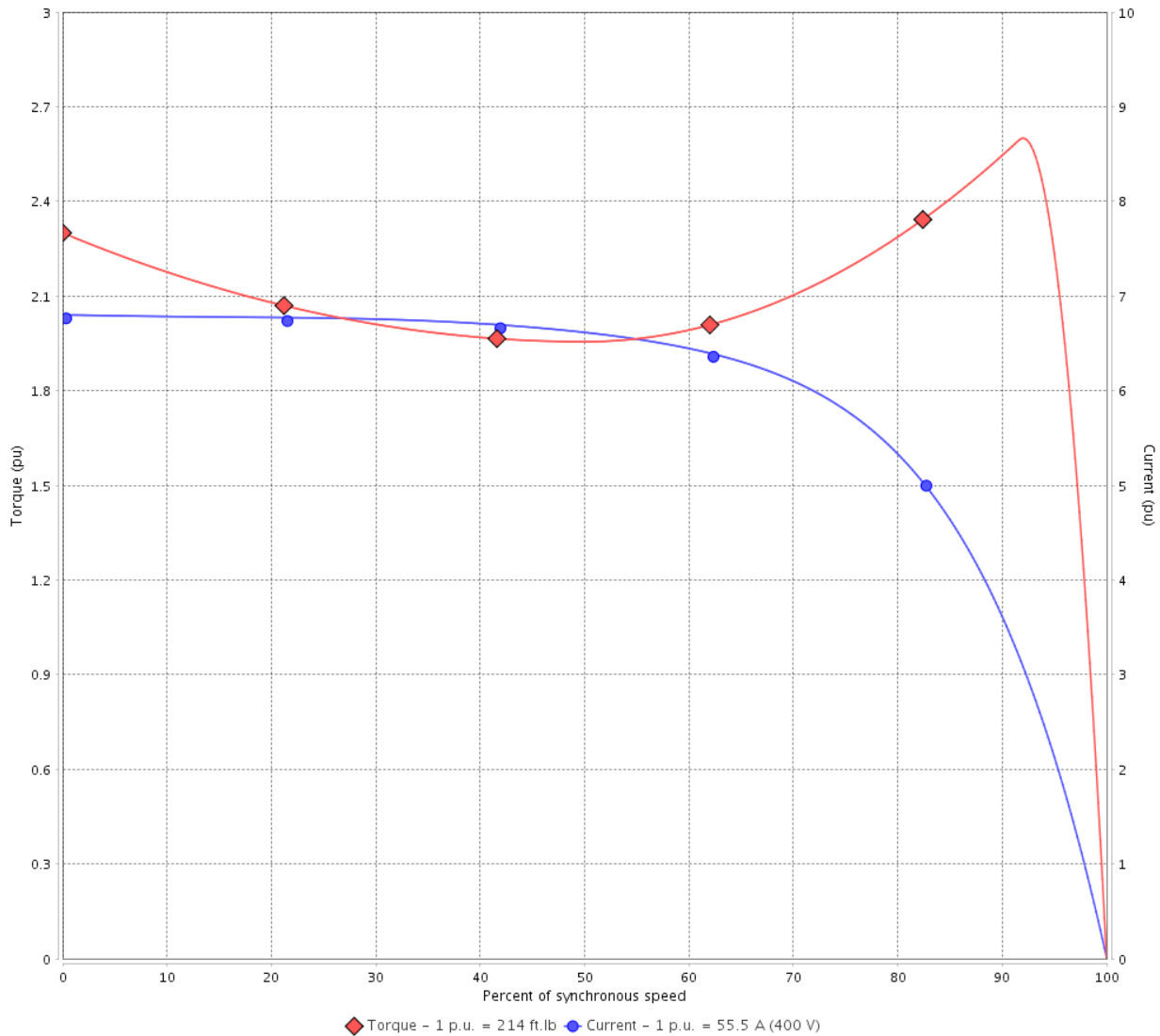
Customer :

Product line : NEMA Premium Efficiency Three-Phase

Product code : 12215555

Catalog # : 05012ET3E365TC-W22

TORQUE AND CURRENT VS SPEED CURVE



Performance : 400 V 50 Hz 6P IE3

Rated current	: 55.5 A	Moment of inertia (J)	: 32.4 sq.ft.lb
LRC	: 6.8	Duty cycle	: Cont.(S1)
Rated torque	: 214 ft.lb	Insulation class	: F
Locked rotor torque	: 229 %	Service factor	: 1.00
Breakdown torque	: 260 %	Temperature rise	: 80 K
Rated speed	: 980 rpm	Design	: B

Locked rotor time : 27s (cold) 15s (hot)

Rev.	Changes Summary	Performed	Checked	Date
Performed by			Page 4 / 36	Revision
Checked by				
Date	12/04/2022			

TORQUE AND CURRENT VS SPEED CURVE



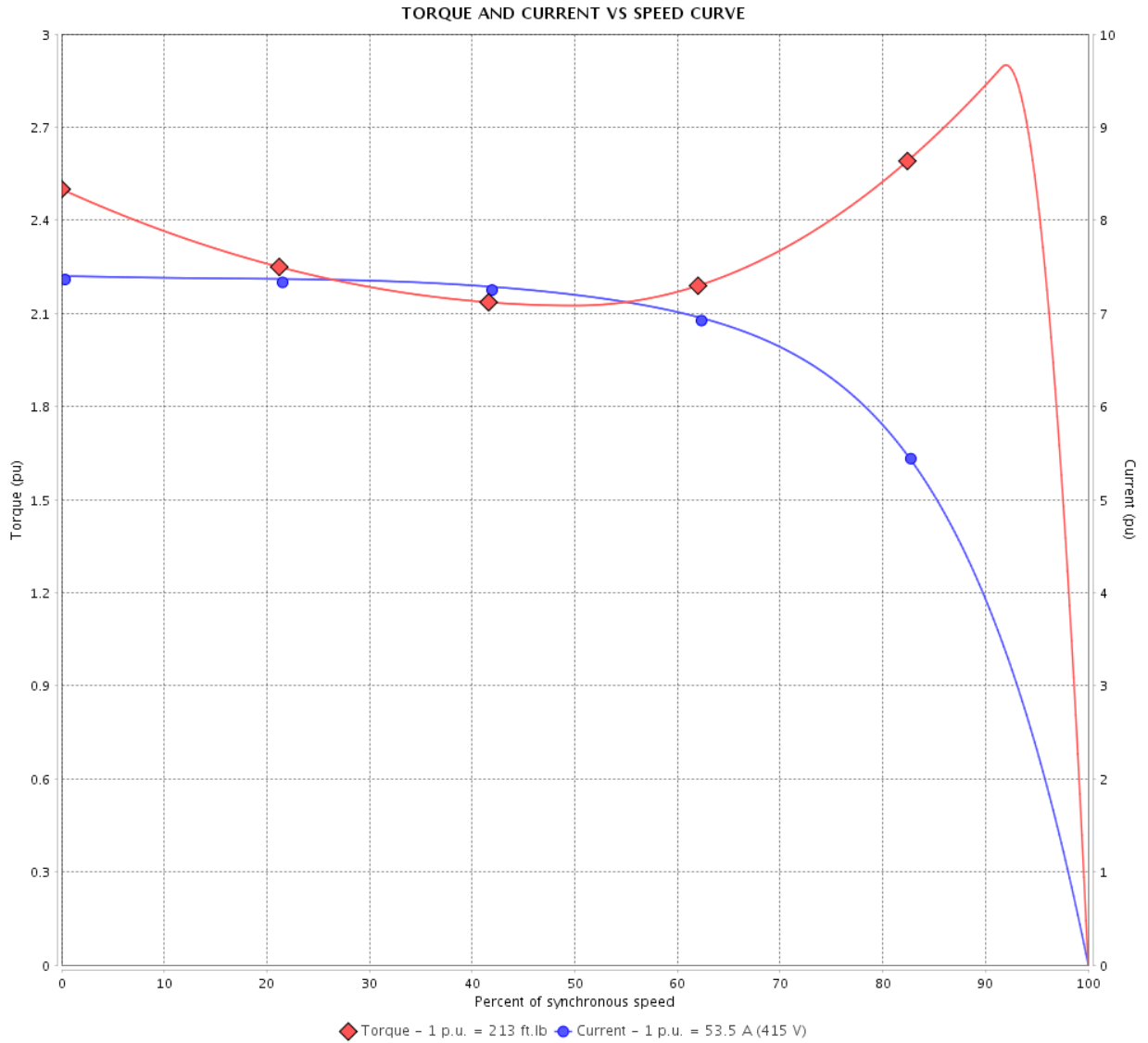
Three Phase Induction Motor - Squirrel Cage

Customer :

Product line : NEMA Premium Efficiency Three-Phase

Product code : 12215555

Catalog # : 05012ET3E365TC-W22



Performance : 415 V 50 Hz 6P IE3

Rated current	: 53.5 A	Moment of inertia (J)	: 32.4 sq.ft.lb
LRC	: 7.4	Duty cycle	: Cont.(S1)
Rated torque	: 213 ft.lb	Insulation class	: F
Locked rotor torque	: 250 %	Service factor	: 1.00
Breakdown torque	: 290 %	Temperature rise	: 80 K
Rated speed	: 985 rpm	Design	: B

Locked rotor time : 27s (cold) 15s (hot)

Rev.	Changes Summary	Performed	Checked	Date
Performed by			Page 5 / 36	Revision
Checked by				
Date	12/04/2022			

TORQUE AND CURRENT VS SPEED CURVE

Three Phase Induction Motor - Squirrel Cage

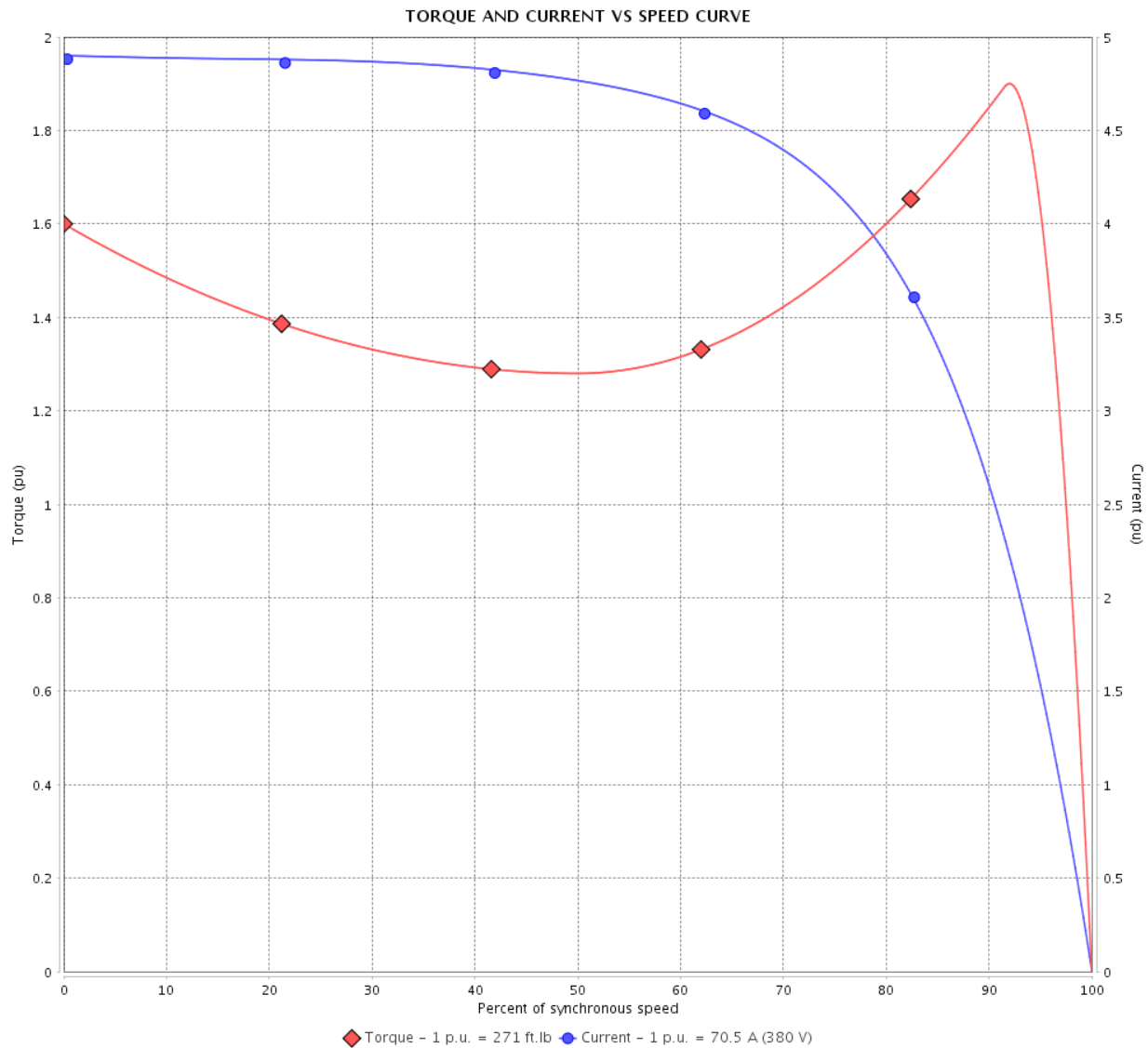


Customer :

Product line : NEMA Premium Efficiency Three-Phase

Product code : 12215555

Catalog # : 05012ET3E365TC-W22



Performance : 380 V 50 Hz 6P IE1

Rated current	: 70.5 A	Moment of inertia (J)	: 32.4 sq.ft.lb
LRC	: 4.9	Duty cycle	: Cont.(S1)
Rated torque	: 271 ft.lb	Insulation class	: F
Locked rotor torque	: 160 %	Service factor	: 1.00
Breakdown torque	: 190 %	Temperature rise	: 105 K
Rated speed	: 970 rpm	Design	: B

Locked rotor time : 27s (cold) 15s (hot)

Rev.	Changes Summary	Performed	Checked	Date
Performed by			Page 6 / 36	Revision
Checked by				
Date	12/04/2022			

TORQUE AND CURRENT VS SPEED CURVE



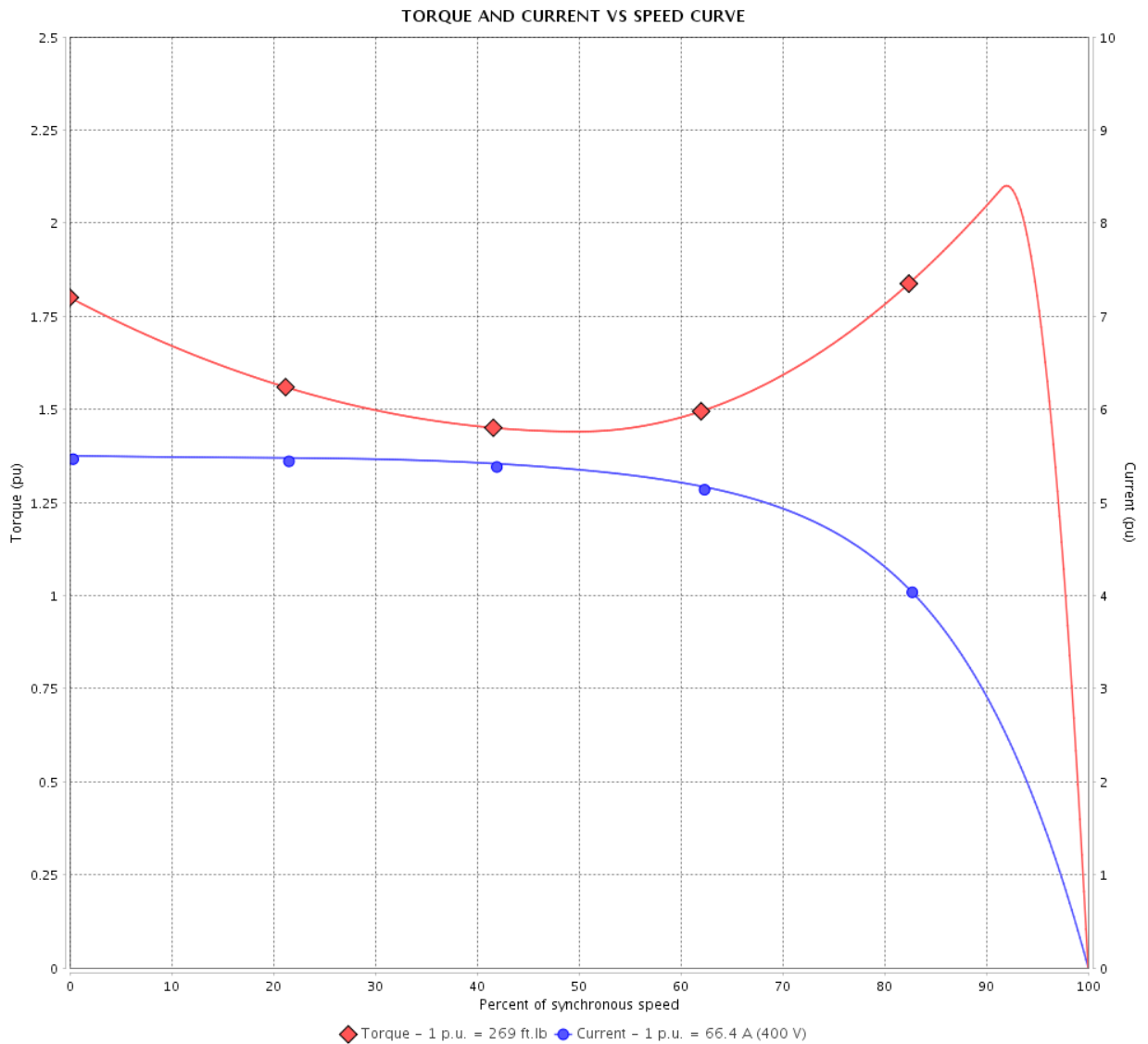
Three Phase Induction Motor - Squirrel Cage

Customer :

Product line : NEMA Premium Efficiency Three-Phase

Product code : 12215555

Catalog # : 05012ET3E365TC-W22



Performance : 400 V 50 Hz 6P IE2

Rated current	: 66.4 A	Moment of inertia (J)	: 32.4 sq.ft.lb
LRC	: 5.5	Duty cycle	: Cont.(S1)
Rated torque	: 269 ft.lb	Insulation class	: F
Locked rotor torque	: 180 %	Service factor	: 1.00
Breakdown torque	: 210 %	Temperature rise	: 80 K
Rated speed	: 975 rpm	Design	: B

Locked rotor time : 27s (cold) 15s (hot)

Rev.	Changes Summary	Performed	Checked	Date
Performed by			Page 7 / 36	Revision
Checked by				
Date	12/04/2022			

TORQUE AND CURRENT VS SPEED CURVE

Three Phase Induction Motor - Squirrel Cage



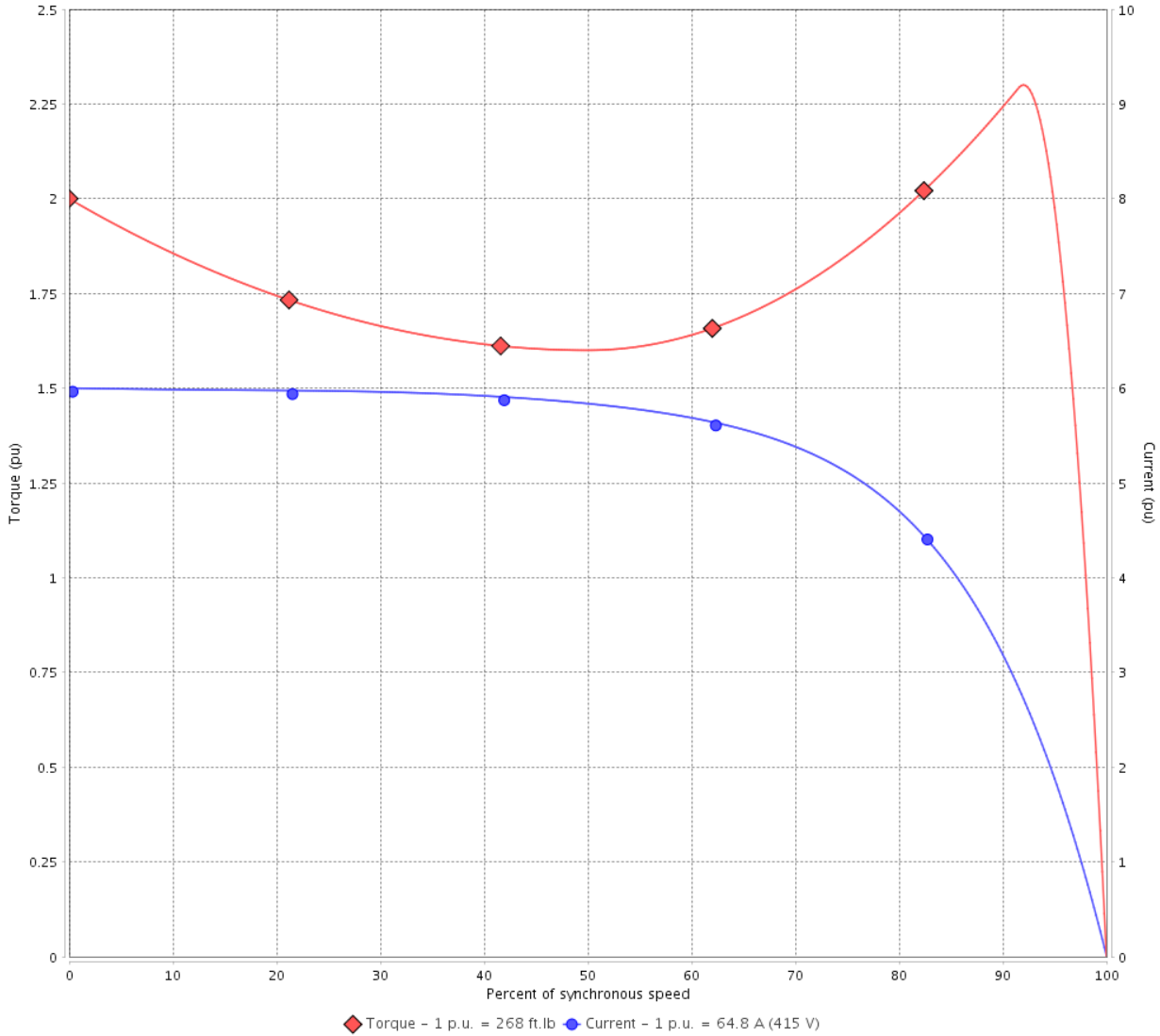
Customer :

Product line : NEMA Premium Efficiency Three-Phase

Product code : 12215555

Catalog # : 05012ET3E365TC-W22

TORQUE AND CURRENT VS SPEED CURVE



Performance : 415 V 50 Hz 6P IE2

Rated current	: 64.8 A	Moment of inertia (J)	: 32.4 sq.ft.lb
LRC	: 6.0	Duty cycle	: Cont.(S1)
Rated torque	: 268 ft.lb	Insulation class	: F
Locked rotor torque	: 200 %	Service factor	: 1.00
Breakdown torque	: 229 %	Temperature rise	: 80 K
Rated speed	: 980 rpm	Design	: B

Locked rotor time : 27s (cold) 15s (hot)

Rev.	Changes Summary	Performed	Checked	Date
Performed by			Page 8 / 36	Revision
Checked by				
Date	12/04/2022			

LOAD PERFORMANCE CURVE

Three Phase Induction Motor - Squirrel Cage

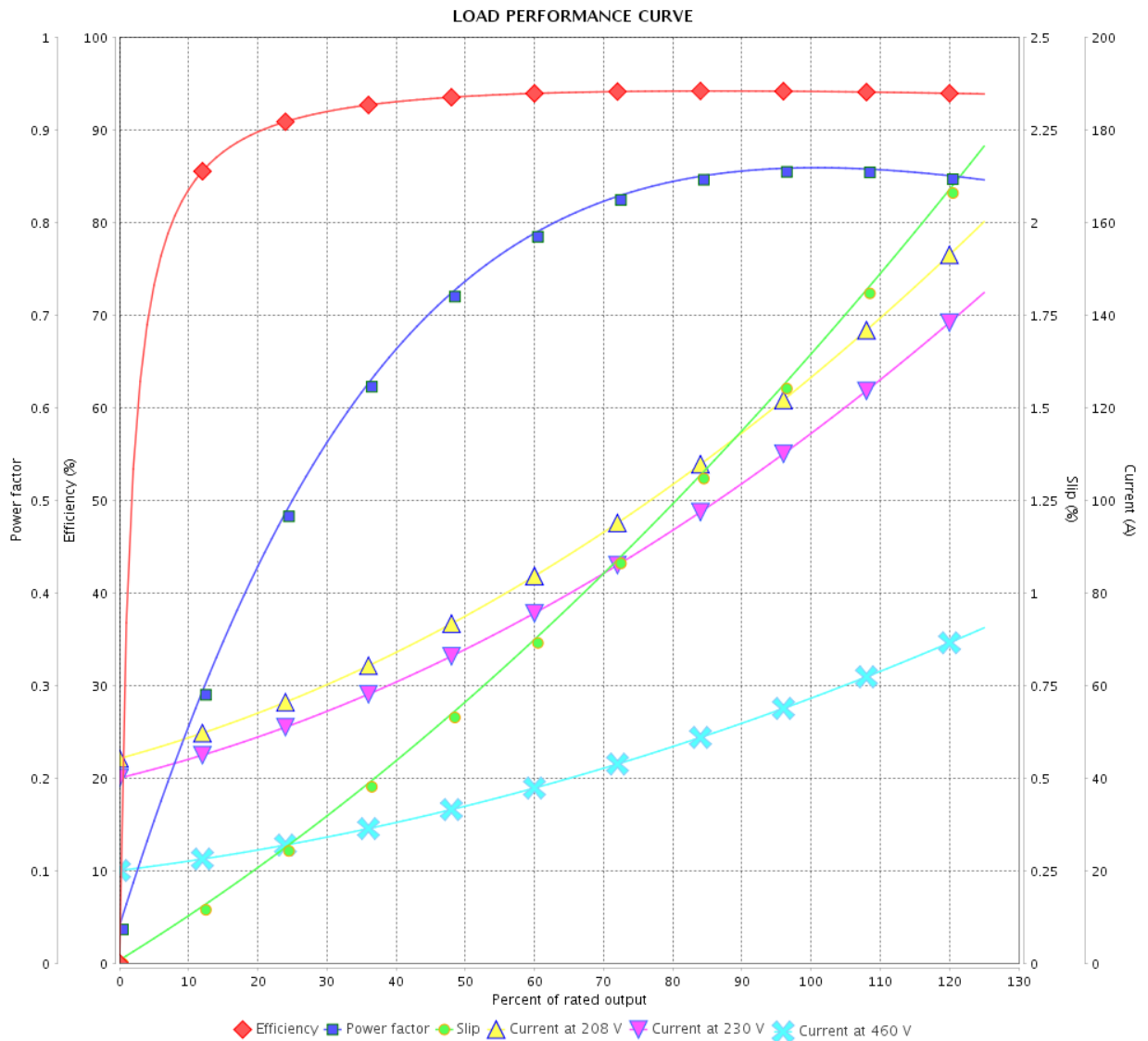


Customer : _____

Product line : NEMA Premium Efficiency Three-Phase

Product code : 12215555

Catalog # : 05012ET3E365TC-W22



Performance : 230/460 V 60 Hz 6P

Rated current : 115/57.4 A
 LRC : 6.4
 Rated torque : 223 ft.lb
 Locked rotor torque : 200 %
 Breakdown torque : 240 %
 Rated speed : 1180 rpm

Moment of inertia (J) : 32.4 sq.ft.lb
 Duty cycle : Cont.(S1)
 Insulation class : F
 Service factor : 1.25
 Temperature rise : 80 K
 Design : B

Rev.	Changes Summary	Performed	Checked	Date
Performed by			Page	Revision
Checked by				
Date				

LOAD PERFORMANCE CURVE

Three Phase Induction Motor - Squirrel Cage

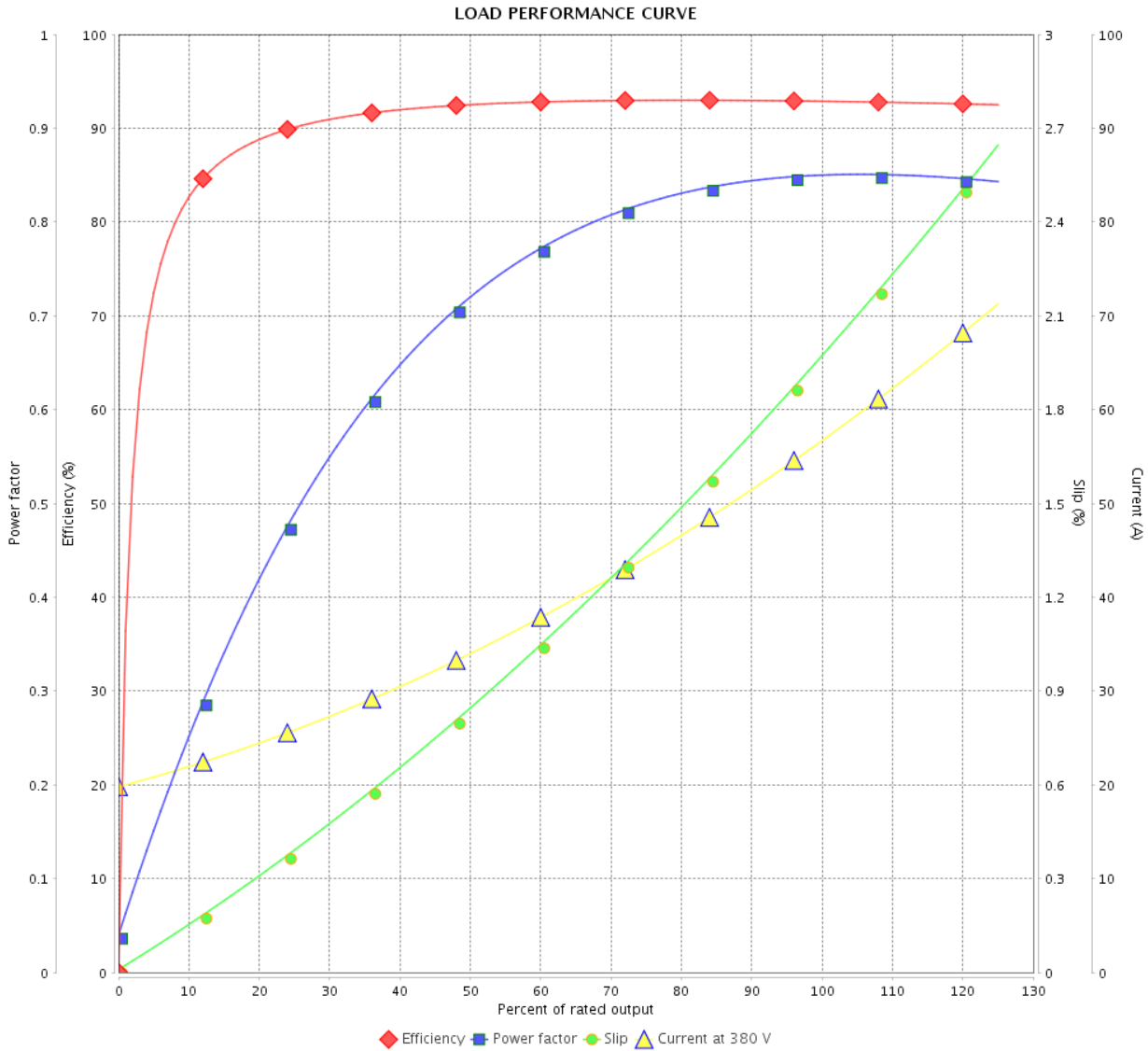


Customer :

Product line : NEMA Premium Efficiency Three-Phase

Product code : 12215555

Catalog # : 05012ET3E365TC-W22



Performance : 380 V 50 Hz 6P IE3

Rated current	: 57.7 A	Moment of inertia (J)	: 32.4 sq.ft.lb
LRC	: 6.2	Duty cycle	: Cont.(S1)
Rated torque	: 214 ft.lb	Insulation class	: F
Locked rotor torque	: 200 %	Service factor	: 1.00
Breakdown torque	: 240 %	Temperature rise	: 80 K
Rated speed	: 980 rpm	Design	: B

Rev.	Changes Summary	Performed	Checked	Date
Performed by			Page 10 / 36	Revision
Checked by				
Date	12/04/2022			

LOAD PERFORMANCE CURVE

Three Phase Induction Motor - Squirrel Cage

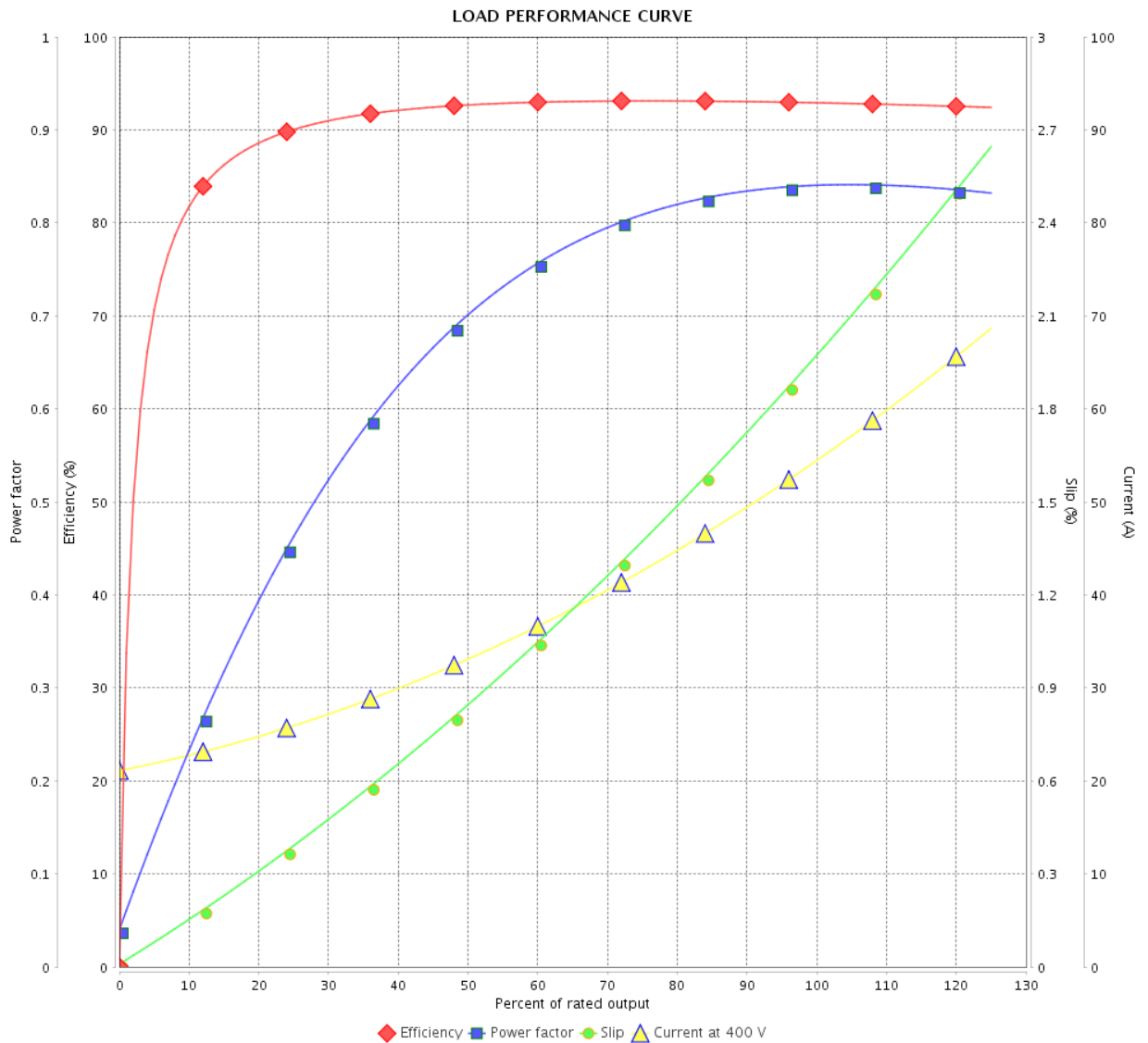


Customer : _____

Product line : NEMA Premium Efficiency Three-Phase

Product code : 12215555

Catalog # : 05012ET3E365TC-W22



Performance : 400 V 50 Hz 6P IE3

Rated current : 55.5 A
 LRC : 6.8
 Rated torque : 214 ft.lb
 Locked rotor torque : 229 %
 Breakdown torque : 260 %
 Rated speed : 980 rpm

Moment of inertia (J) : 32.4 sq.ft.lb
 Duty cycle : Cont.(S1)
 Insulation class : F
 Service factor : 1.00
 Temperature rise : 80 K
 Design : B

Rev.	Changes Summary	Performed	Checked	Date
Performed by			Page	Revision
Checked by				
Date				
			11 / 36	

LOAD PERFORMANCE CURVE

Three Phase Induction Motor - Squirrel Cage



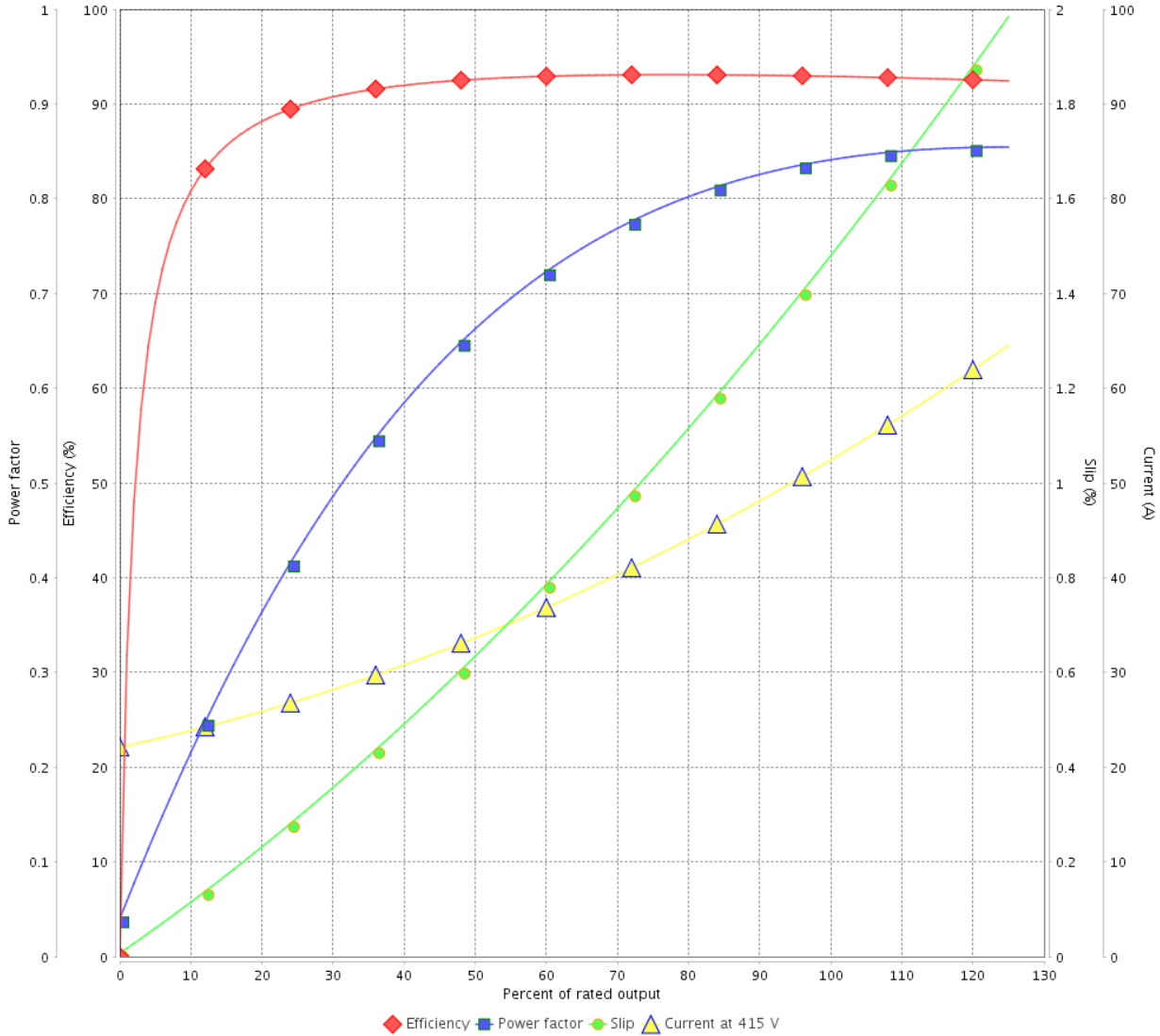
Customer :

Product line : NEMA Premium Efficiency Three-Phase

Product code : 12215555

Catalog # : 05012ET3E365TC-W22

LOAD PERFORMANCE CURVE



Performance : 415 V 50 Hz 6P IE3

Rated current : 53.5 A
 LRC : 7.4
 Rated torque : 213 ft.lb
 Locked rotor torque : 250 %
 Breakdown torque : 290 %
 Rated speed : 985 rpm

Moment of inertia (J) : 32.4 sq.ft.lb
 Duty cycle : Cont.(S1)
 Insulation class : F
 Service factor : 1.00
 Temperature rise : 80 K
 Design : B

Rev.	Changes Summary	Performed	Checked	Date
Performed by			Page 12 / 36	Revision
Checked by				
Date	12/04/2022			

LOAD PERFORMANCE CURVE

Three Phase Induction Motor - Squirrel Cage

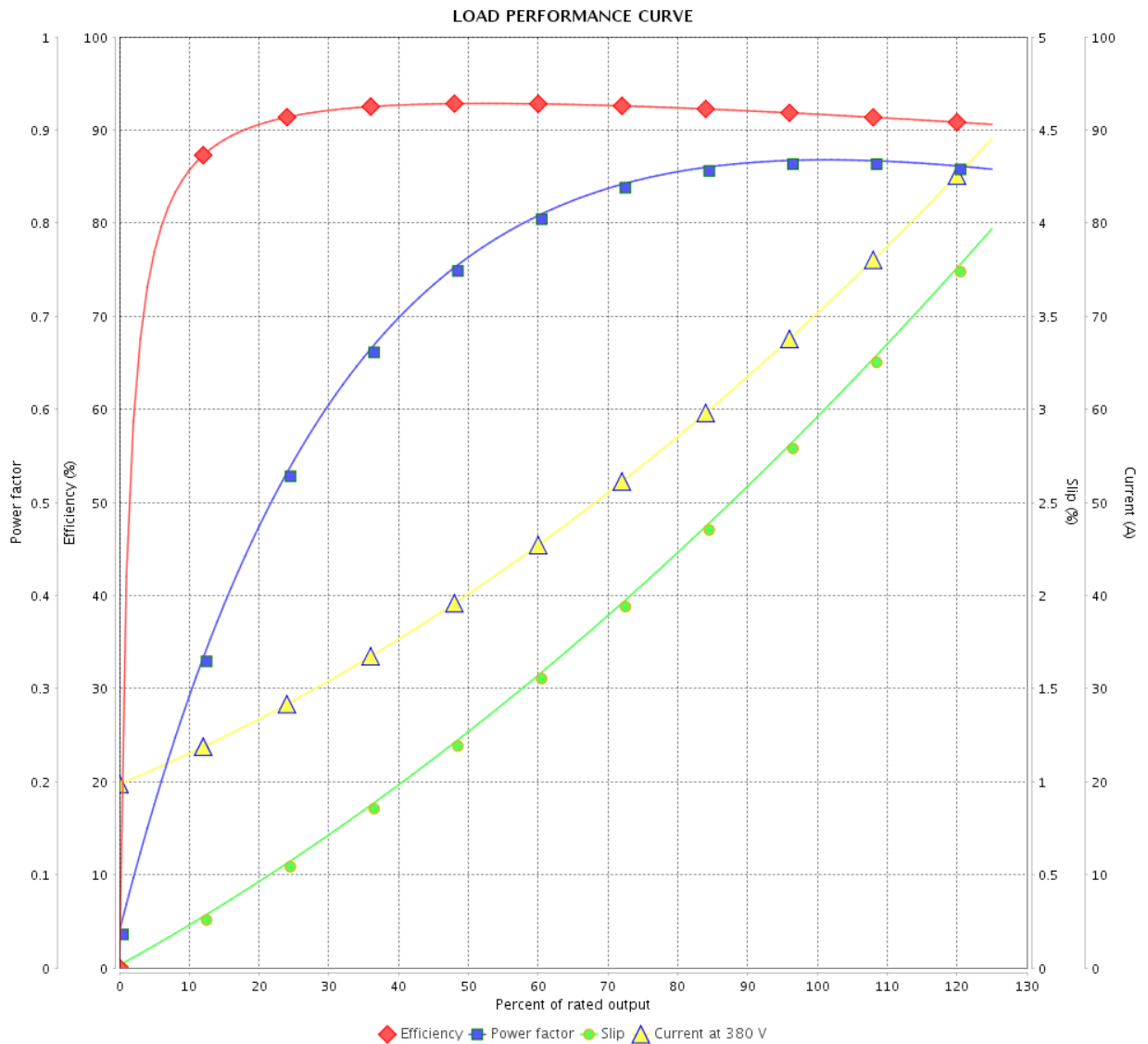


Customer : _____

Product line : NEMA Premium Efficiency Three-Phase

Product code : 12215555

Catalog # : 05012ET3E365TC-W22



Performance : 380 V 50 Hz 6P IE1

Rated current : 70.5 A
 LRC : 4.9
 Rated torque : 271 ft.lb
 Locked rotor torque : 160 %
 Breakdown torque : 190 %
 Rated speed : 970 rpm

Moment of inertia (J) : 32.4 sq.ft.lb
 Duty cycle : Cont.(S1)
 Insulation class : F
 Service factor : 1.00
 Temperature rise : 105 K
 Design : B

Rev.	Changes Summary	Performed	Checked	Date
Performed by		Page		Revision
Checked by		13 / 36		
Date		12/04/2022		

LOAD PERFORMANCE CURVE

Three Phase Induction Motor - Squirrel Cage



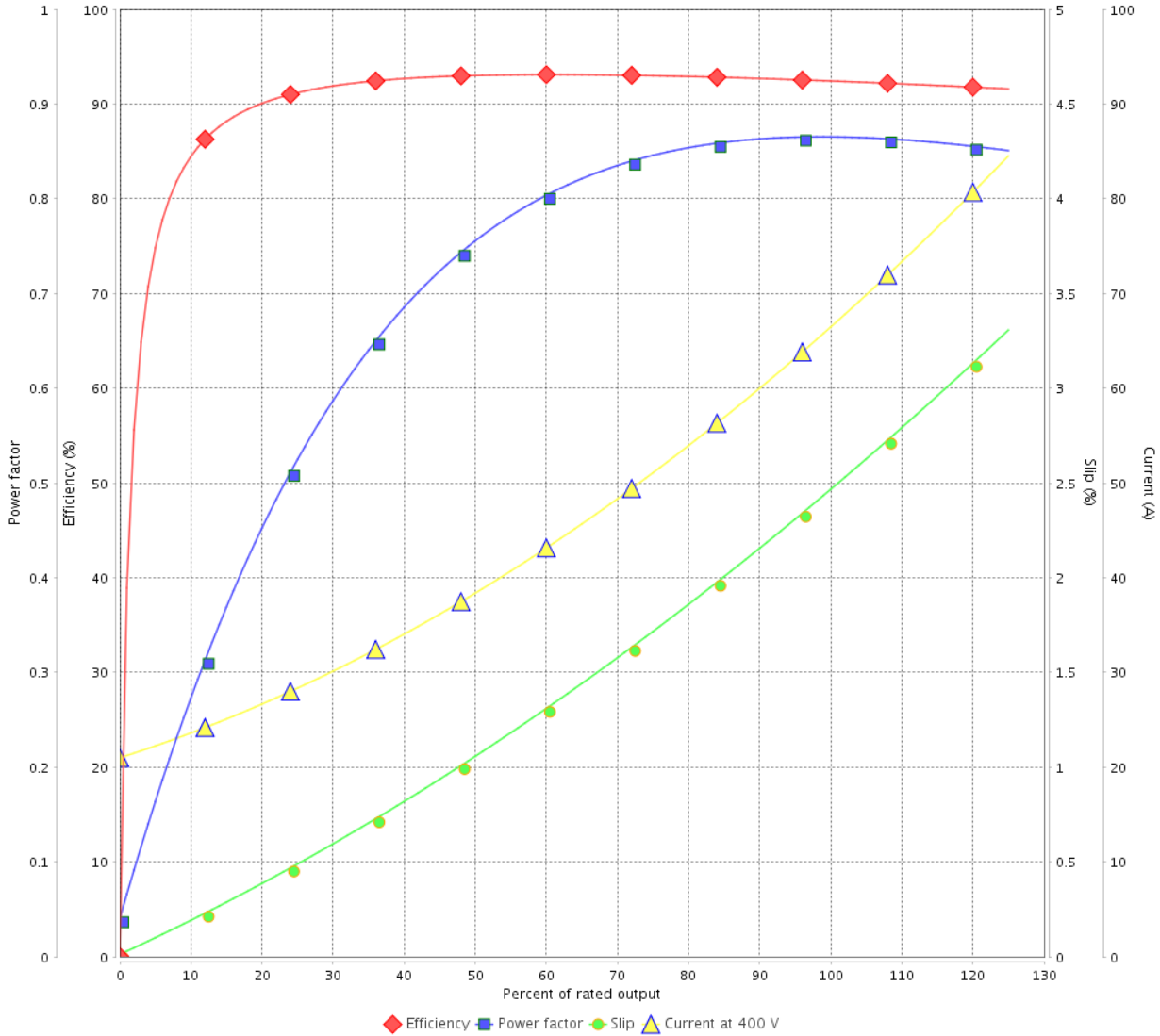
Customer : _____

Product line : NEMA Premium Efficiency Three-Phase

Product code : 12215555

Catalog # : 05012ET3E365TC-W22

LOAD PERFORMANCE CURVE



Performance : 400 V 50 Hz 6P IE2

Rated current : 66.4 A
 LRC : 5.5
 Rated torque : 269 ft.lb
 Locked rotor torque : 180 %
 Breakdown torque : 210 %
 Rated speed : 975 rpm

Moment of inertia (J) : 32.4 sq.ft.lb
 Duty cycle : Cont.(S1)
 Insulation class : F
 Service factor : 1.00
 Temperature rise : 80 K
 Design : B

Rev.	Changes Summary	Performed	Checked	Date
Performed by			Page	Revision
Checked by				
Date				
			14 / 36	

LOAD PERFORMANCE CURVE

Three Phase Induction Motor - Squirrel Cage

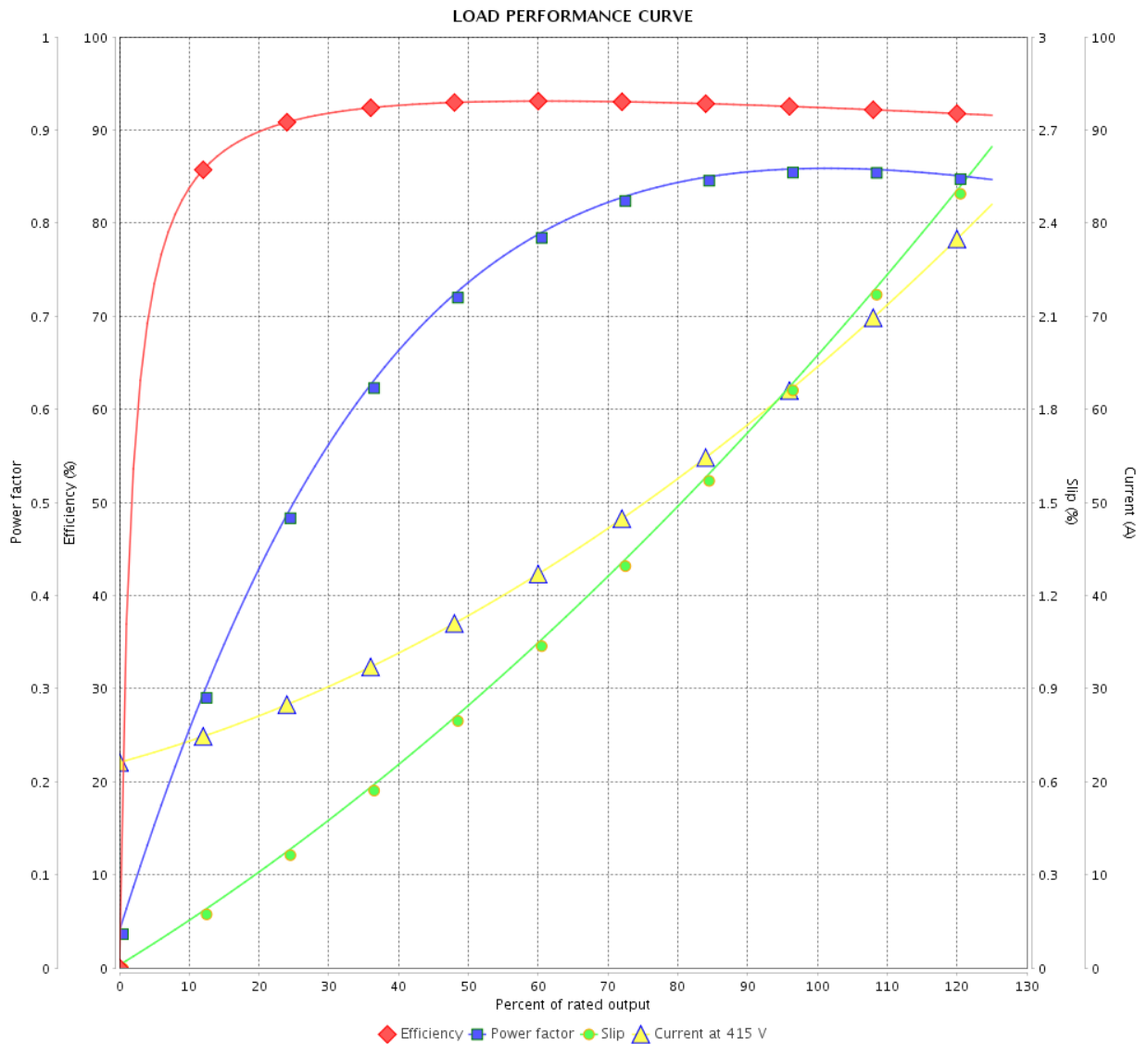


Customer :

Product line : NEMA Premium Efficiency Three-Phase

Product code : 12215555

Catalog # : 05012ET3E365TC-W22



Performance : 415 V 50 Hz 6P IE2

Rated current : 64.8 A
 LRC : 6.0
 Rated torque : 268 ft.lb
 Locked rotor torque : 200 %
 Breakdown torque : 229 %
 Rated speed : 980 rpm

Moment of inertia (J) : 32.4 sq.ft.lb
 Duty cycle : Cont.(S1)
 Insulation class : F
 Service factor : 1.00
 Temperature rise : 80 K
 Design : B

Rev.	Changes Summary	Performed	Checked	Date
Performed by		Page		Revision
Checked by		15 / 36		
Date		12/04/2022		

THERMAL LIMIT CURVE



Three Phase Induction Motor - Squirrel Cage

Customer :

Product line : NEMA Premium Efficiency Three-Phase
Product code : 12215555
Catalog # : 05012ET3E365TC-W22

Performance : 230/460 V 60 Hz 6P

Rated current	: 115/57.4 A	Moment of inertia (J)	: 32.4 sq.ft.lb
LRC	: 6.4	Duty cycle	: Cont.(S1)
Rated torque	: 223 ft.lb	Insulation class	: F
Locked rotor torque	: 200 %	Service factor	: 1.25
Breakdown torque	: 240 %	Temperature rise	: 80 K
Rated speed	: 1180 rpm	Design	: B

Heating constant

Cooling constant

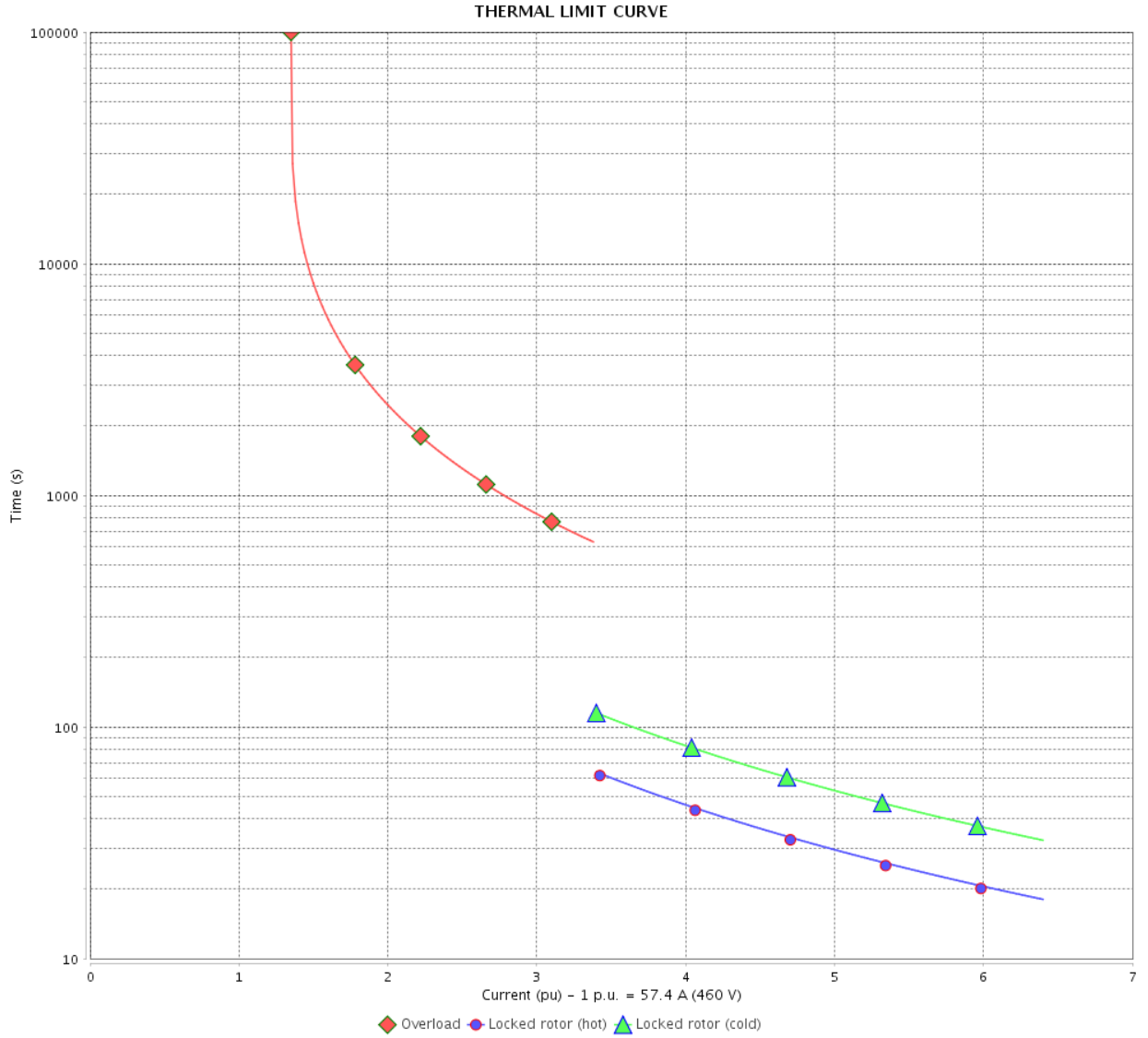
Rev.	Changes Summary	Performed	Checked	Date
Performed by				
Checked by			Page	Revision
Date	12/04/2022		16 / 36	

THERMAL LIMIT CURVE

Three Phase Induction Motor - Squirrel Cage



Customer : _____



Rev.	Changes Summary	Performed	Checked	Date
Performed by		Page 17 / 36		Revision
Checked by				
Date				

THERMAL LIMIT CURVE

Three Phase Induction Motor - Squirrel Cage



Customer :

Product line : NEMA Premium Efficiency Three-Phase
Product code : 12215555
Catalog # : 05012ET3E365TC-W22

Performance : 380 V 50 Hz 6P IE3

Rated current	: 57.7 A	Moment of inertia (J)	: 32.4 sq.ft.lb
LRC	: 6.2	Duty cycle	: Cont.(S1)
Rated torque	: 214 ft.lb	Insulation class	: F
Locked rotor torque	: 200 %	Service factor	: 1.00
Breakdown torque	: 240 %	Temperature rise	: 80 K
Rated speed	: 980 rpm	Design	: B

Heating constant

Cooling constant

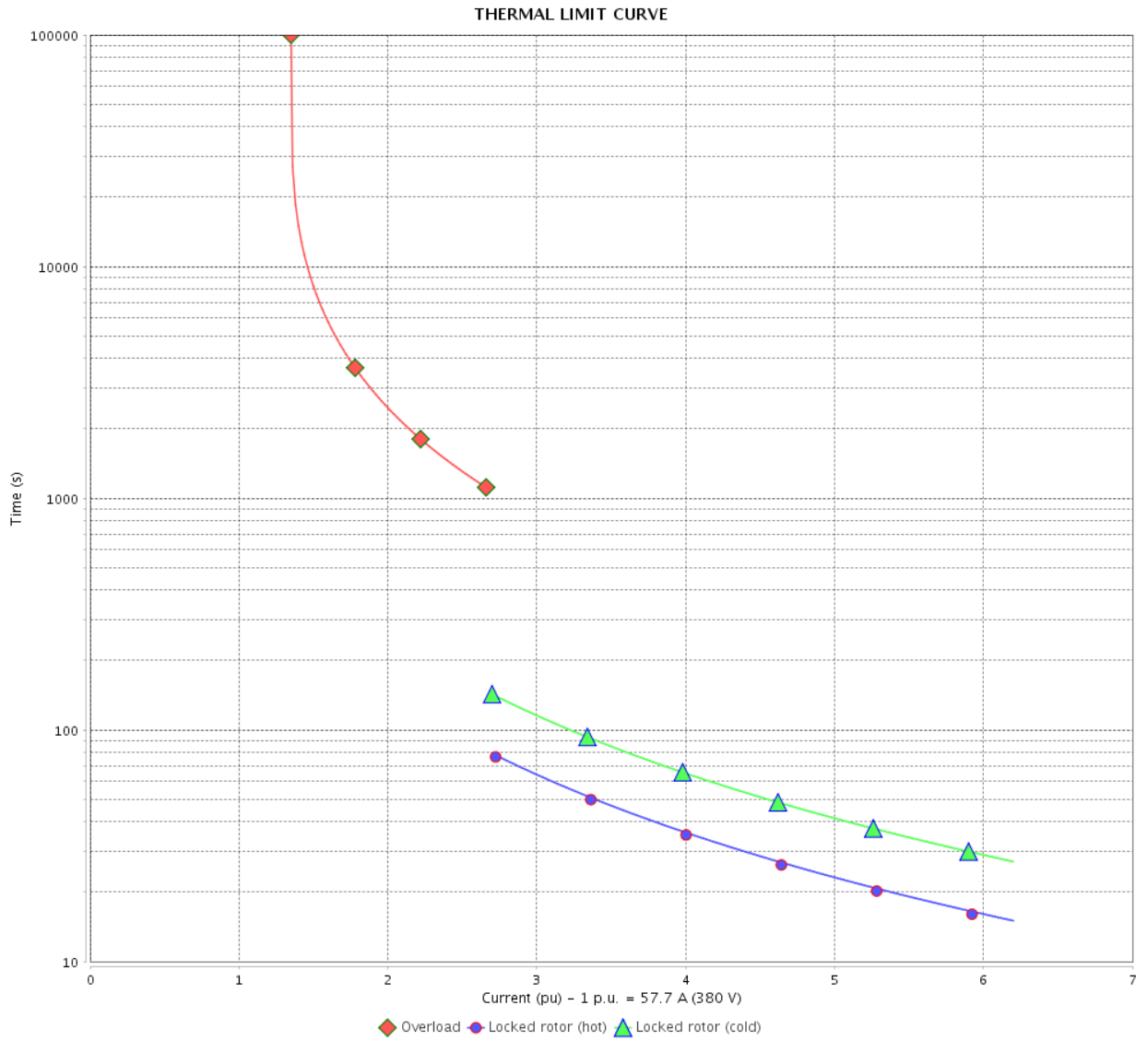
Rev.	Changes Summary	Performed	Checked	Date
Performed by				
Checked by			Page	Revision
Date	12/04/2022		18 / 36	

THERMAL LIMIT CURVE

Three Phase Induction Motor - Squirrel Cage



Customer : _____



Rev.	Changes Summary	Performed	Checked	Date
Performed by		Page 19 / 36		Revision
Checked by				
Date				

THERMAL LIMIT CURVE



Three Phase Induction Motor - Squirrel Cage

Customer :

Product line : NEMA Premium Efficiency Three-Phase
Product code : 12215555
Catalog # : 05012ET3E365TC-W22

Performance : 400 V 50 Hz 6P IE3

Rated current	: 55.5 A	Moment of inertia (J)	: 32.4 sq.ft.lb
LRC	: 6.8	Duty cycle	: Cont.(S1)
Rated torque	: 214 ft.lb	Insulation class	: F
Locked rotor torque	: 229 %	Service factor	: 1.00
Breakdown torque	: 260 %	Temperature rise	: 80 K
Rated speed	: 980 rpm	Design	: B

Heating constant

Cooling constant

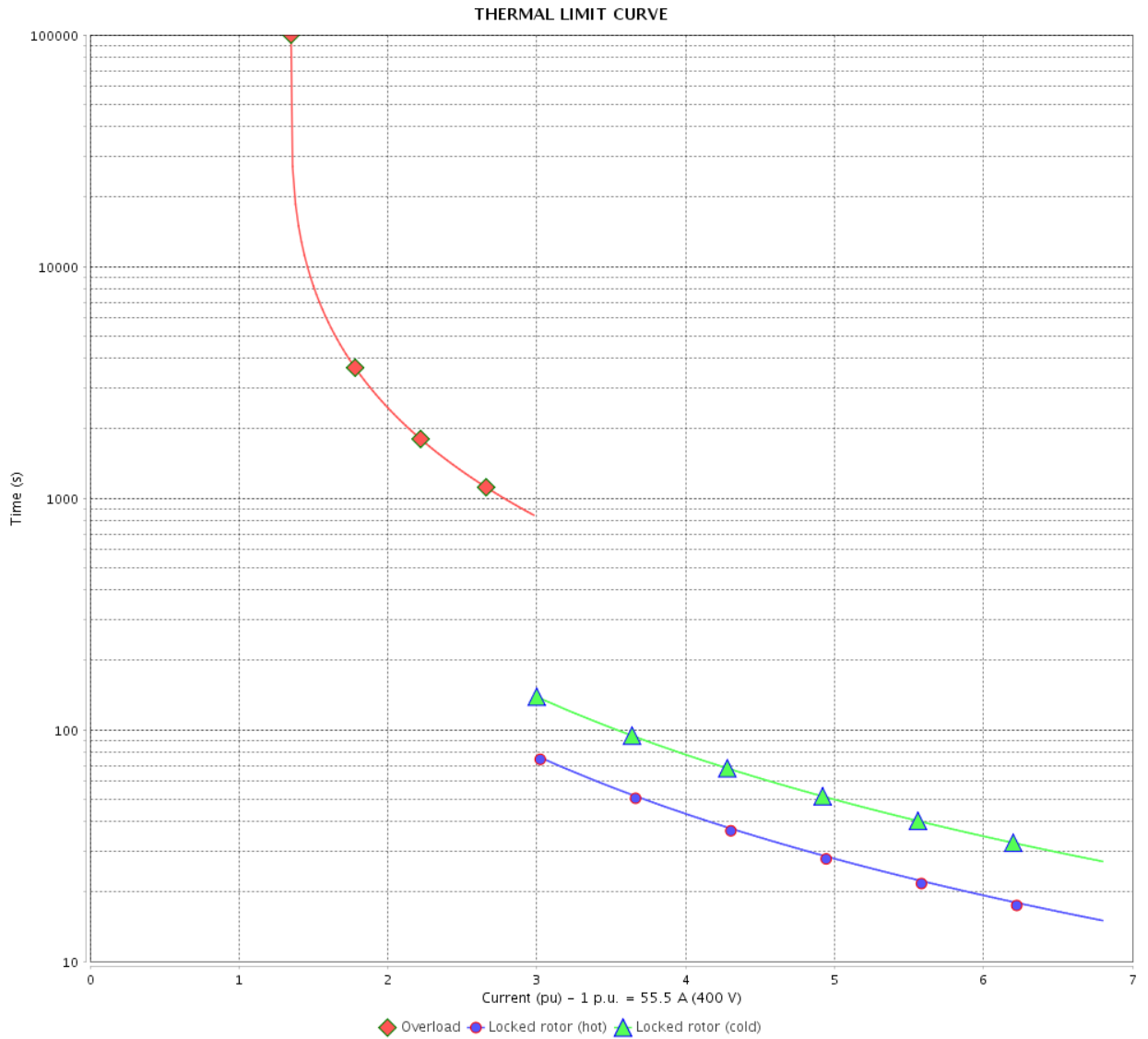
Rev.	Changes Summary	Performed	Checked	Date
Performed by				
Checked by			Page	Revision
Date	12/04/2022		20 / 36	

THERMAL LIMIT CURVE

Three Phase Induction Motor - Squirrel Cage




Customer : _____



Rev.	Changes Summary	Performed	Checked	Date
Performed by		Page		Revision
Checked by		21 / 36		
Date		12/04/2022		

THERMAL LIMIT CURVE



Three Phase Induction Motor - Squirrel Cage

Customer :

Product line : NEMA Premium Efficiency Three-Phase
 Product code : 12215555
 Catalog # : 05012ET3E365TC-W22

Performance : 415 V 50 Hz 6P IE3

Rated current : 53.5 A	Moment of inertia (J) : 32.4 sq.ft.lb
LRC : 7.4	Duty cycle : Cont.(S1)
Rated torque : 213 ft.lb	Insulation class : F
Locked rotor torque : 250 %	Service factor : 1.00
Breakdown torque : 290 %	Temperature rise : 80 K
Rated speed : 985 rpm	Design : B

Heating constant

Cooling constant

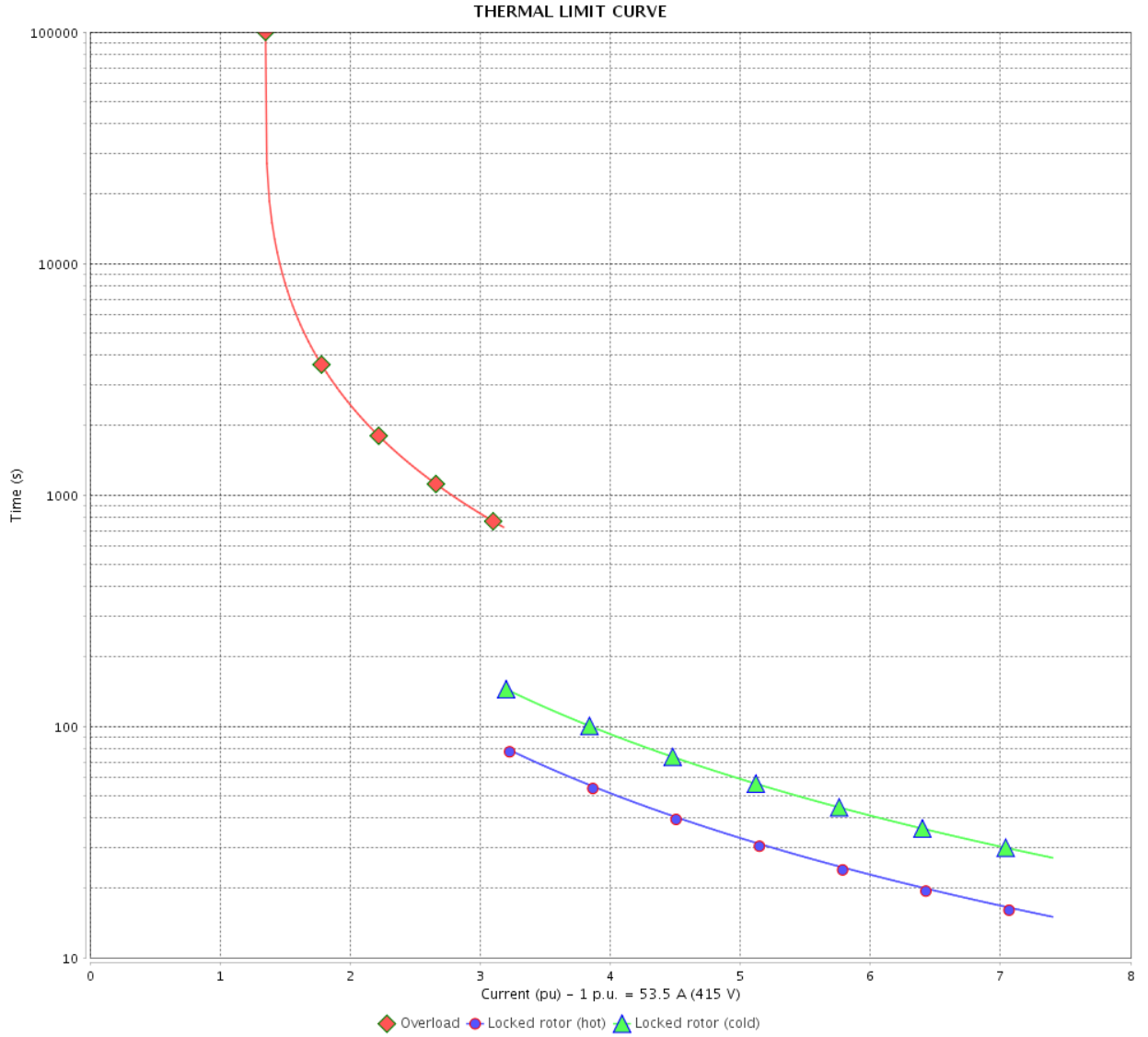
Rev.	Changes Summary	Performed	Checked	Date
Performed by			Page 22 / 36	Revision
Checked by				
Date	12/04/2022			

THERMAL LIMIT CURVE

Three Phase Induction Motor - Squirrel Cage



Customer : _____



Rev.	Changes Summary	Performed	Checked	Date
Performed by		Page 23 / 36		Revision
Checked by				
Date				

THERMAL LIMIT CURVE



Three Phase Induction Motor - Squirrel Cage

Customer :

Product line : NEMA Premium Efficiency Three-Phase
Product code : 12215555
Catalog # : 05012ET3E365TC-W22

Performance : 380 V 50 Hz 6P IE1

Rated current	: 70.5 A	Moment of inertia (J)	: 32.4 sq.ft.lb
LRC	: 4.9	Duty cycle	: Cont.(S1)
Rated torque	: 271 ft.lb	Insulation class	: F
Locked rotor torque	: 160 %	Service factor	: 1.00
Breakdown torque	: 190 %	Temperature rise	: 105 K
Rated speed	: 970 rpm	Design	: B

Heating constant

Cooling constant

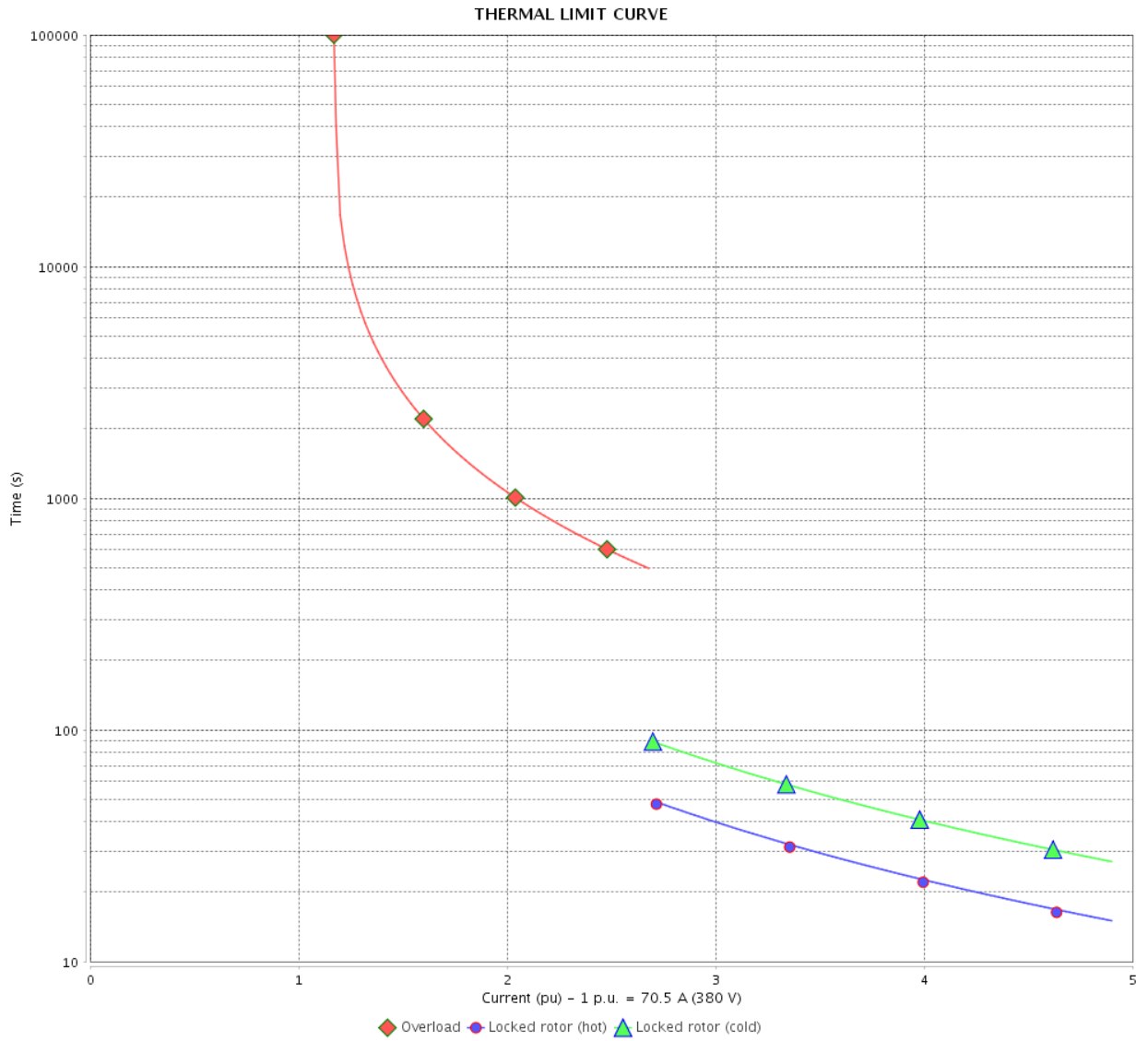
Rev.	Changes Summary	Performed	Checked	Date
Performed by				
Checked by			Page	Revision
Date	12/04/2022		24 / 36	

THERMAL LIMIT CURVE

Three Phase Induction Motor - Squirrel Cage



Customer : _____



Rev.	Changes Summary	Performed	Checked	Date
Performed by		Page 25 / 36		Revision
Checked by				
Date				

THERMAL LIMIT CURVE

Three Phase Induction Motor - Squirrel Cage



Customer :

Product line : NEMA Premium Efficiency Three-Phase
Product code : 12215555
Catalog # : 05012ET3E365TC-W22

Performance : 400 V 50 Hz 6P IE2

Rated current	: 66.4 A	Moment of inertia (J)	: 32.4 sq.ft.lb
LRC	: 5.5	Duty cycle	: Cont.(S1)
Rated torque	: 269 ft.lb	Insulation class	: F
Locked rotor torque	: 180 %	Service factor	: 1.00
Breakdown torque	: 210 %	Temperature rise	: 80 K
Rated speed	: 975 rpm	Design	: B

Heating constant

Cooling constant

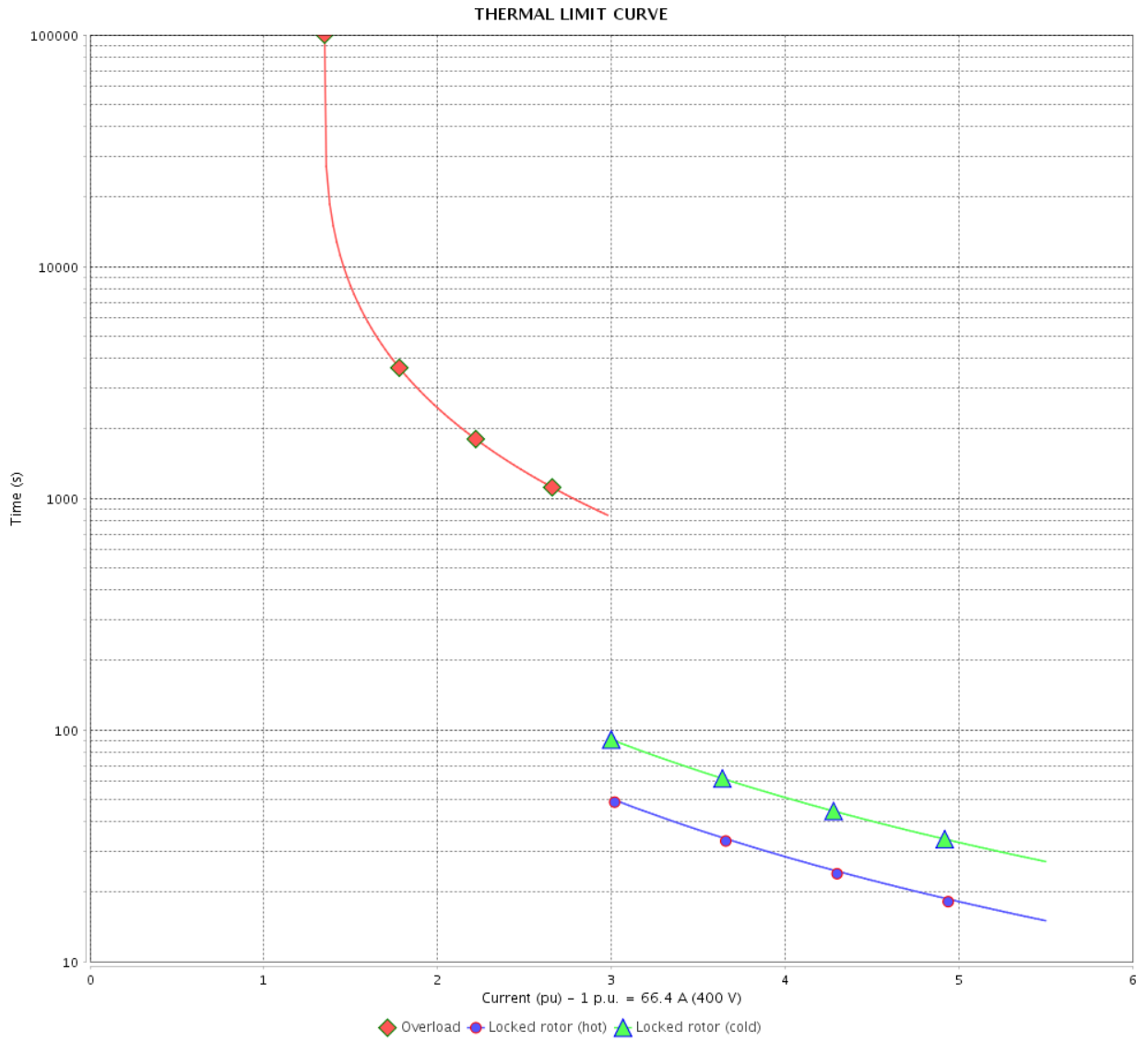
Rev.	Changes Summary	Performed	Checked	Date
Performed by				
Checked by			Page	Revision
Date	12/04/2022		26 / 36	

THERMAL LIMIT CURVE

Three Phase Induction Motor - Squirrel Cage



Customer : _____



Rev.	Changes Summary	Performed	Checked	Date
Performed by		Page		Revision
Checked by		27 / 36		
Date		12/04/2022		

THERMAL LIMIT CURVE



Three Phase Induction Motor - Squirrel Cage

Customer :

Product line : NEMA Premium Efficiency Three-Phase
Product code : 12215555
Catalog # : 05012ET3E365TC-W22

Performance : 415 V 50 Hz 6P IE2

Rated current	: 64.8 A	Moment of inertia (J)	: 32.4 sq.ft.lb
LRC	: 6.0	Duty cycle	: Cont.(S1)
Rated torque	: 268 ft.lb	Insulation class	: F
Locked rotor torque	: 200 %	Service factor	: 1.00
Breakdown torque	: 229 %	Temperature rise	: 80 K
Rated speed	: 980 rpm	Design	: B

Heating constant

Cooling constant

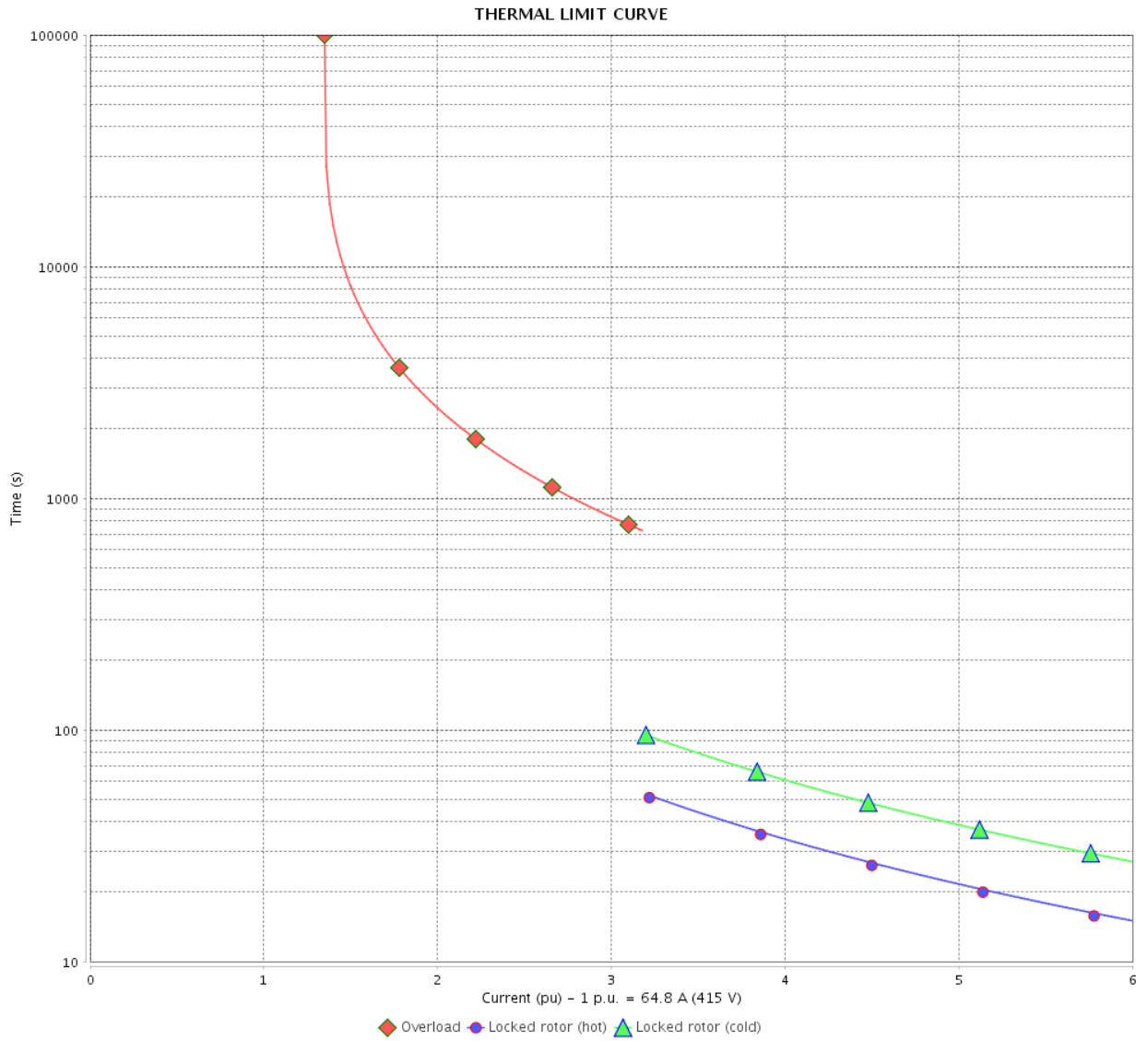
Rev.	Changes Summary	Performed	Checked	Date
Performed by				
Checked by			Page	Revision
Date	12/04/2022		28 / 36	

THERMAL LIMIT CURVE

Three Phase Induction Motor - Squirrel Cage



Customer : _____



Rev.	Changes Summary	Performed	Checked	Date
Performed by		Page 29 / 36		Revision
Checked by				
Date				

VFD OPERATION CURVE

Three Phase Induction Motor - Squirrel Cage



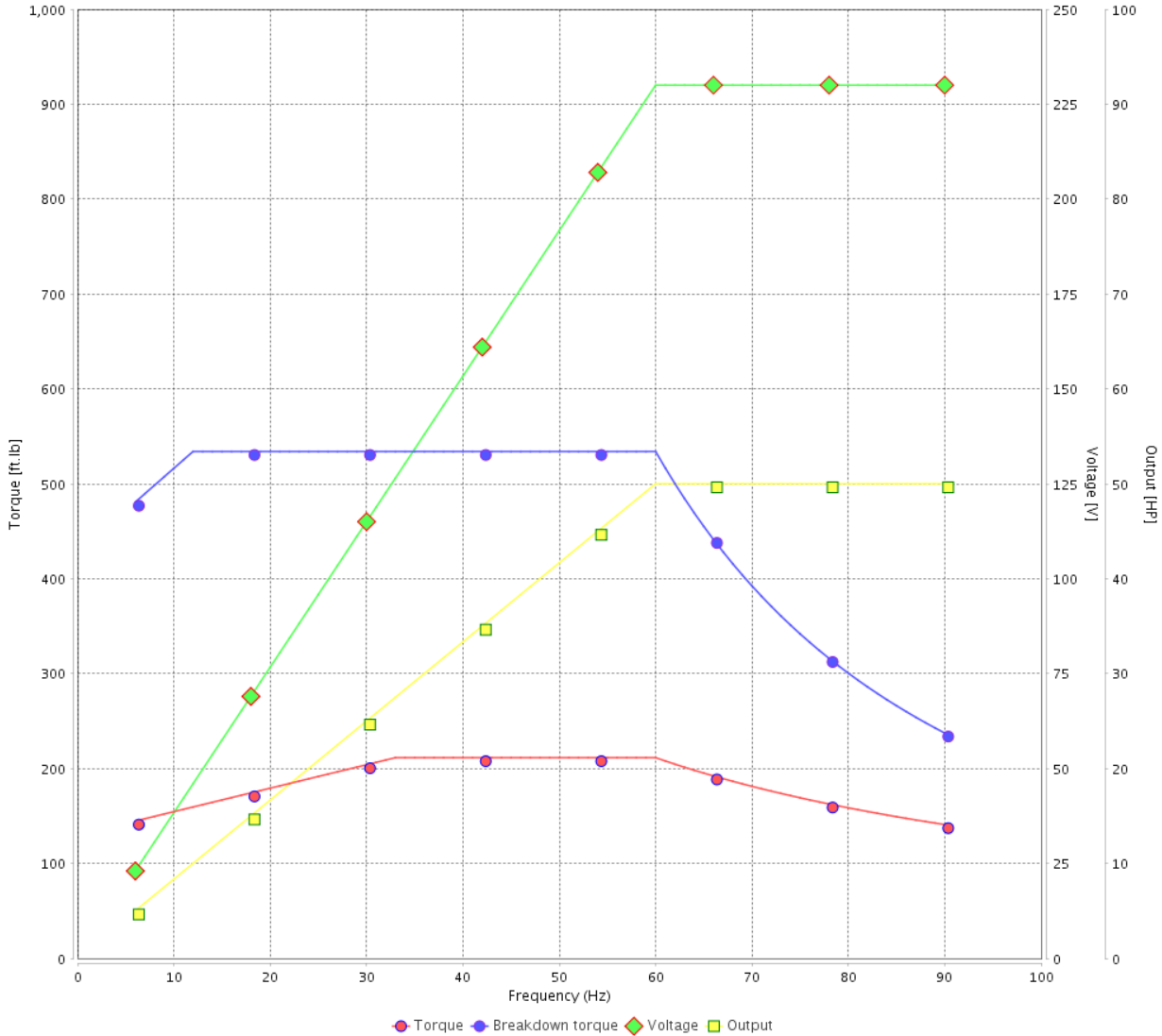
Customer :

Product line : NEMA Premium Efficiency Three-Phase

Product code : 12215555

Catalog # : 05012ET3E365TC-W22

VFD OPERATION CURVE



Performance : 230/460 V 60 Hz 6P

Rated current : 115/57.4 A
 LRC : 6.4
 Rated torque : 223 ft.lb
 Locked rotor torque : 200 %
 Breakdown torque : 240 %
 Rated speed : 1180 rpm

Moment of inertia (J) : 32.4 sq.ft.lb
 Duty cycle : Cont.(S1)
 Insulation class : F
 Service factor : 1.25
 Temperature rise : 80 K
 Design : B

Rev.	Changes Summary	Performed	Checked	Date
Performed by			Page 30 / 36	Revision
Checked by				
Date	12/04/2022			

VFD OPERATION CURVE

Three Phase Induction Motor - Squirrel Cage

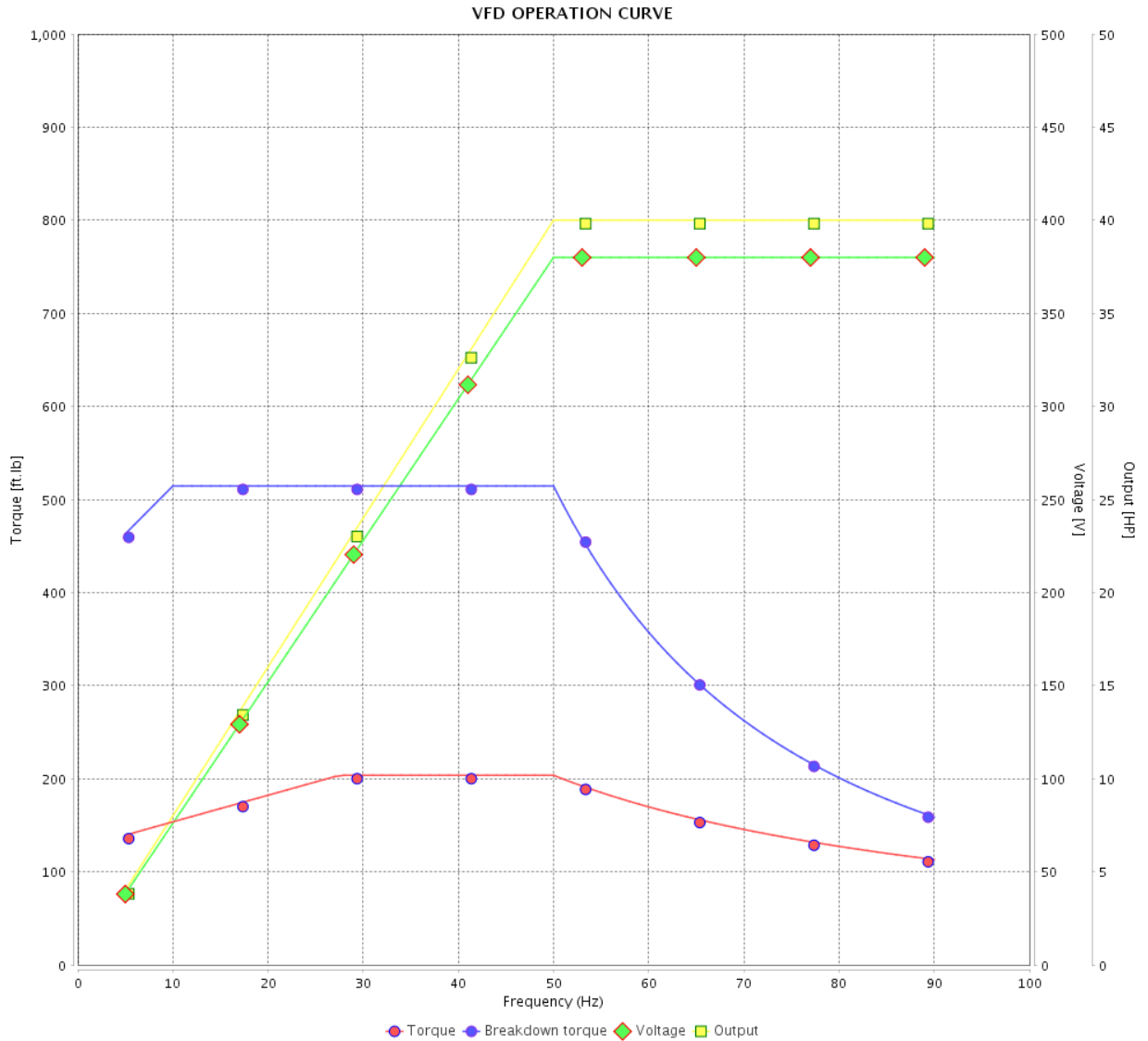


Customer :

Product line : NEMA Premium Efficiency Three-Phase

Product code : 12215555

Catalog # : 05012ET3E365TC-W22



Performance : 380 V 50 Hz 6P IE3

Rated current : 57.7 A
 LRC : 6.2
 Rated torque : 214 ft.lb
 Locked rotor torque : 200 %
 Breakdown torque : 240 %
 Rated speed : 980 rpm

Moment of inertia (J) : 32.4 sq.ft.lb
 Duty cycle : Cont.(S1)
 Insulation class : F
 Service factor : 1.00
 Temperature rise : 80 K
 Design : B

Rev.	Changes Summary	Performed	Checked	Date
Performed by			Page	Revision
Checked by			31 / 36	
Date	12/04/2022			

VFD OPERATION CURVE

Three Phase Induction Motor - Squirrel Cage



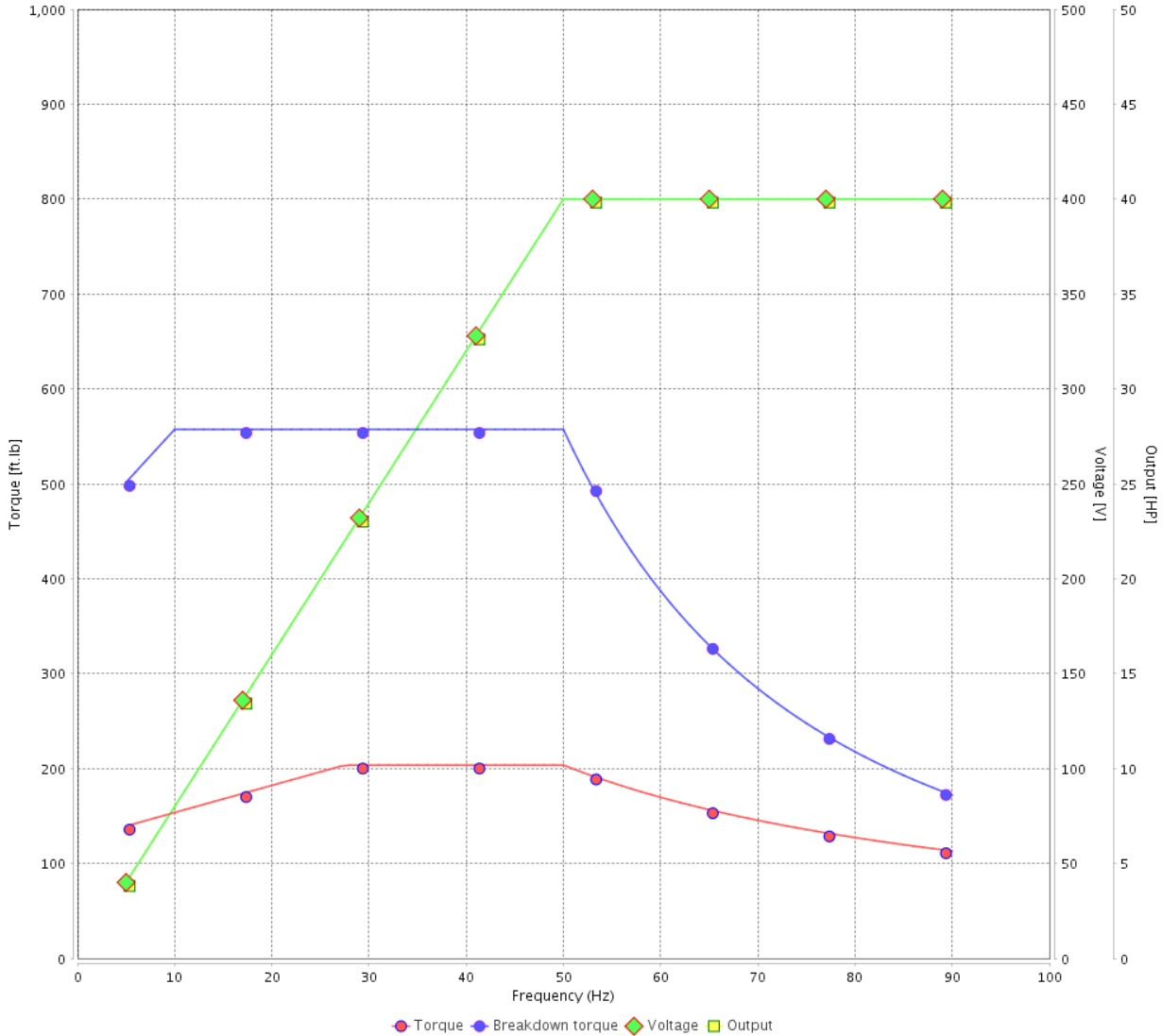
Customer :

Product line : NEMA Premium Efficiency Three-Phase

Product code : 12215555

Catalog # : 05012ET3E365TC-W22

VFD OPERATION CURVE



Performance : 400 V 50 Hz 6P IE3

Rated current	: 55.5 A	Moment of inertia (J)	: 32.4 sq.ft.lb
LRC	: 6.8	Duty cycle	: Cont.(S1)
Rated torque	: 214 ft.lb	Insulation class	: F
Locked rotor torque	: 229 %	Service factor	: 1.00
Breakdown torque	: 260 %	Temperature rise	: 80 K
Rated speed	: 980 rpm	Design	: B

Rev.	Changes Summary	Performed	Checked	Date
Performed by			Page	Revision
Checked by			32 / 36	
Date	12/04/2022			

VFD OPERATION CURVE

Three Phase Induction Motor - Squirrel Cage

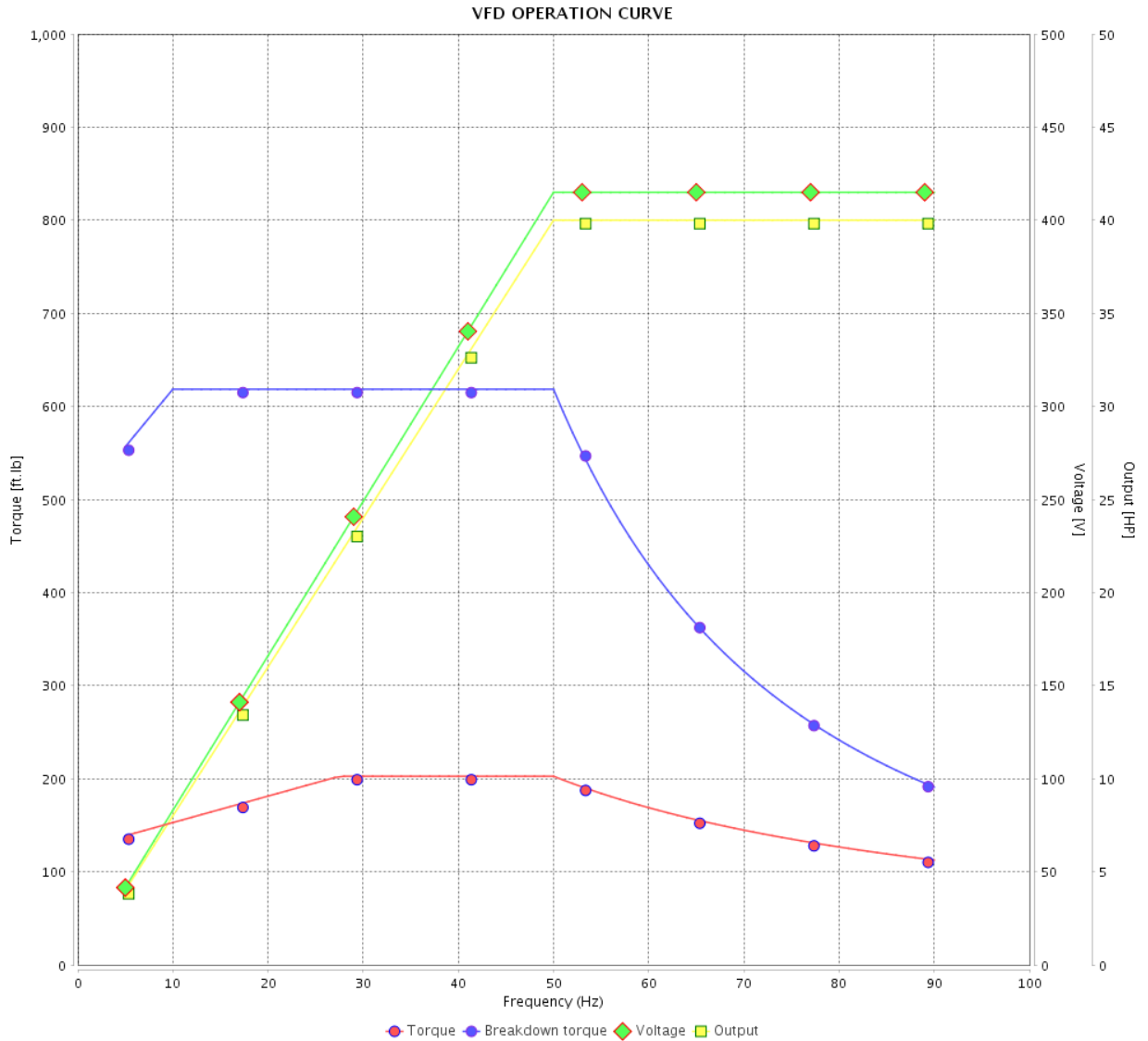


Customer :

Product line : NEMA Premium Efficiency Three-Phase

Product code : 12215555

Catalog # : 05012ET3E365TC-W22



Performance : 415 V 50 Hz 6P IE3

Rated current : 53.5 A
 LRC : 7.4
 Rated torque : 213 ft.lb
 Locked rotor torque : 250 %
 Breakdown torque : 290 %
 Rated speed : 985 rpm

Moment of inertia (J) : 32.4 sq.ft.lb
 Duty cycle : Cont.(S1)
 Insulation class : F
 Service factor : 1.00
 Temperature rise : 80 K
 Design : B

Rev.	Changes Summary	Performed	Checked	Date
Performed by		Page		Revision
Checked by		33 / 36		
Date	12/04/2022			

VFD OPERATION CURVE

Three Phase Induction Motor - Squirrel Cage



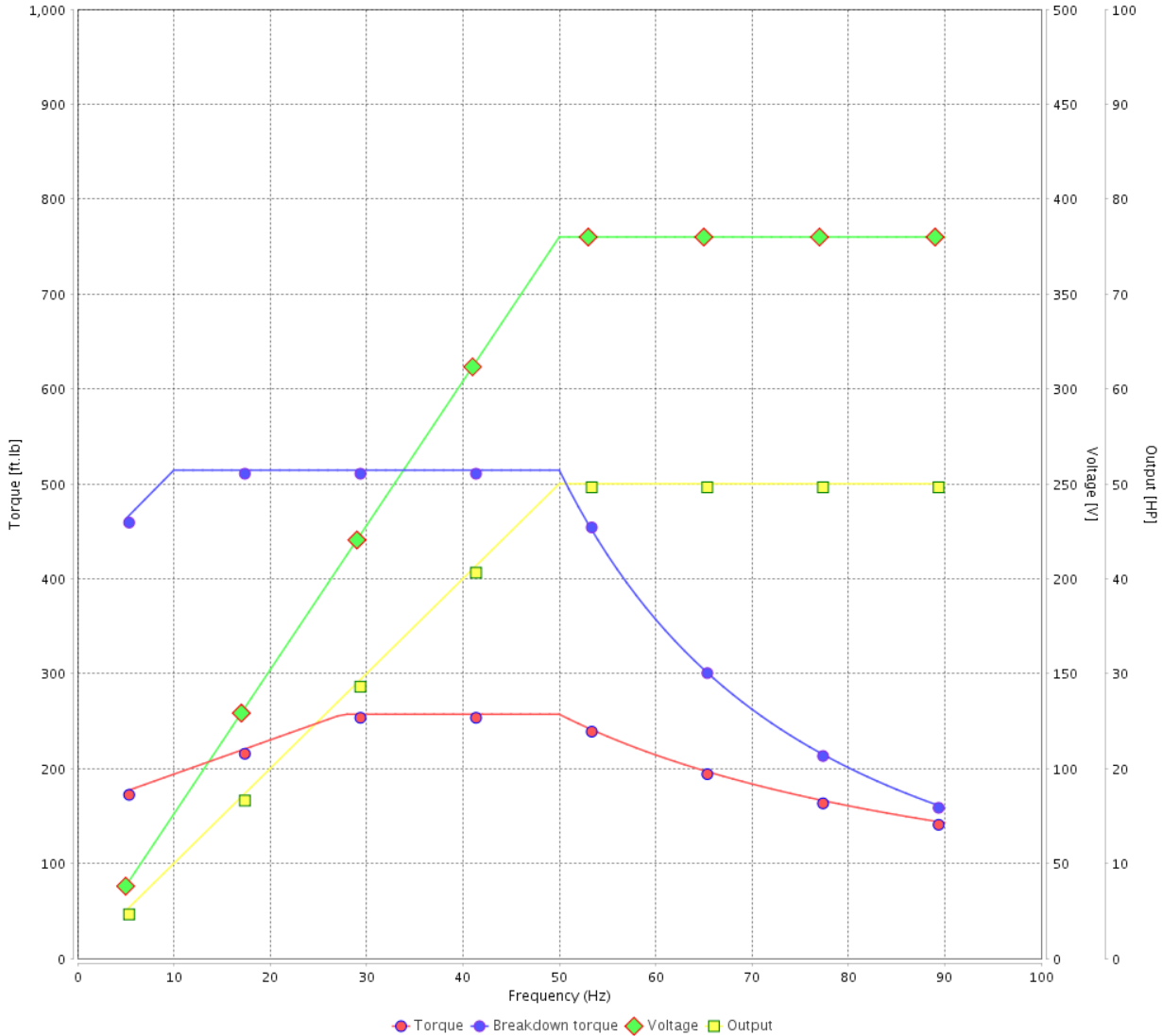
Customer :

Product line : NEMA Premium Efficiency Three-Phase

Product code : 12215555

Catalog # : 05012ET3E365TC-W22

VFD OPERATION CURVE



Performance : 380 V 50 Hz 6P IE1

Rated current : 70.5 A
 LRC : 4.9
 Rated torque : 271 ft.lb
 Locked rotor torque : 160 %
 Breakdown torque : 190 %
 Rated speed : 970 rpm

Moment of inertia (J) : 32.4 sq.ft.lb
 Duty cycle : Cont.(S1)
 Insulation class : F
 Service factor : 1.00
 Temperature rise : 105 K
 Design : B

Rev.	Changes Summary	Performed	Checked	Date
Performed by			Page 34 / 36	Revision
Checked by				
Date	12/04/2022			

VFD OPERATION CURVE

Three Phase Induction Motor - Squirrel Cage

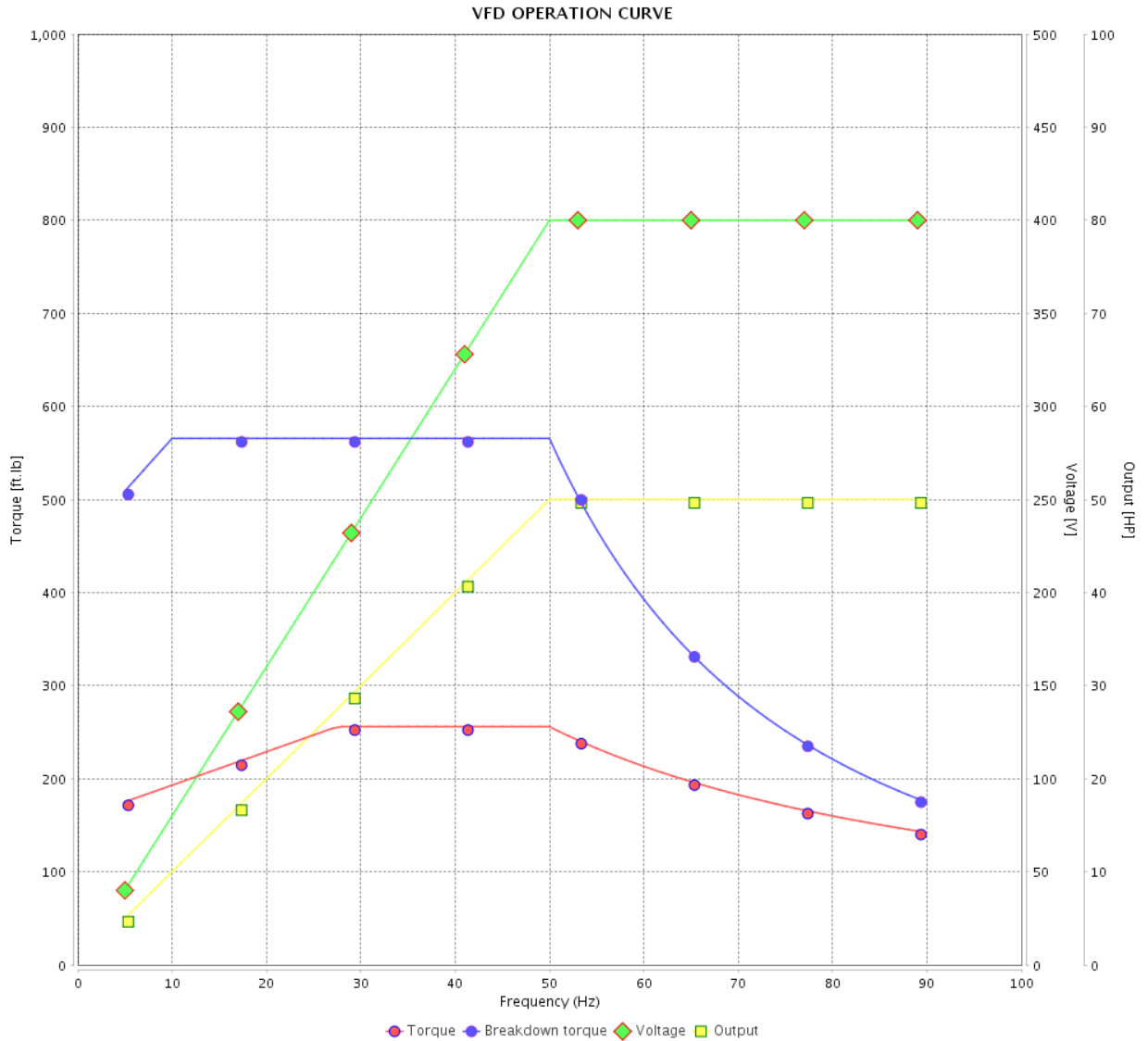


Customer :

Product line : NEMA Premium Efficiency Three-Phase

Product code : 12215555

Catalog # : 05012ET3E365TC-W22



Performance : 400 V 50 Hz 6P IE2

Rated current : 66.4 A
 LRC : 5.5
 Rated torque : 269 ft.lb
 Locked rotor torque : 180 %
 Breakdown torque : 210 %
 Rated speed : 975 rpm

Moment of inertia (J) : 32.4 sq.ft.lb
 Duty cycle : Cont.(S1)
 Insulation class : F
 Service factor : 1.00
 Temperature rise : 80 K
 Design : B

Rev.	Changes Summary	Performed	Checked	Date
Performed by		Page		Revision
Checked by		35 / 36		
Date	12/04/2022			

VFD OPERATION CURVE

Three Phase Induction Motor - Squirrel Cage



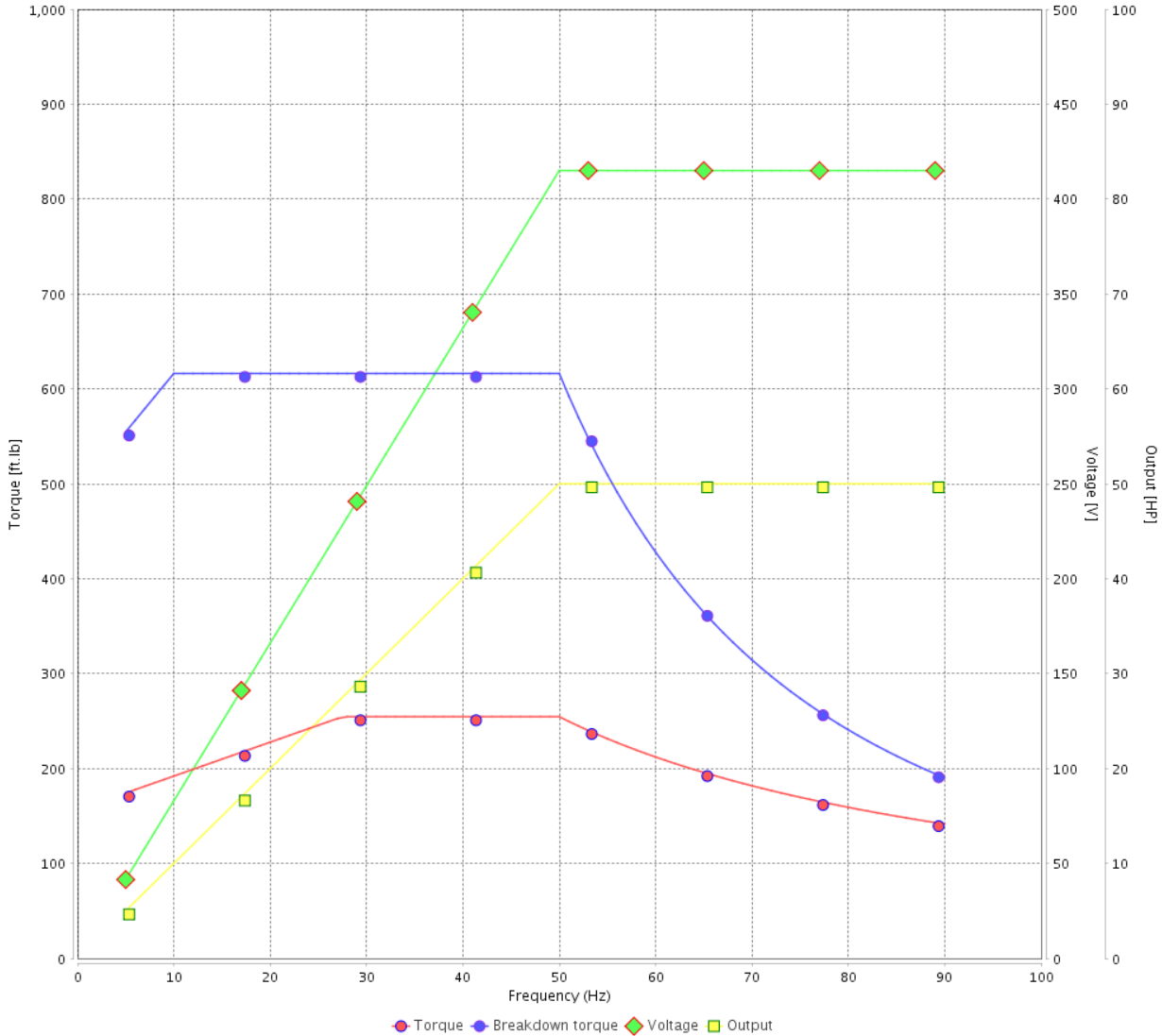
Customer :

Product line : NEMA Premium Efficiency Three-Phase

Product code : 12215555

Catalog # : 05012ET3E365TC-W22

VFD OPERATION CURVE



Performance : 415 V 50 Hz 6P IE2

Rated current : 64.8 A
 LRC : 6.0
 Rated torque : 268 ft.lb
 Locked rotor torque : 200 %
 Breakdown torque : 229 %
 Rated speed : 980 rpm

Moment of inertia (J) : 32.4 sq.ft.lb
 Duty cycle : Cont.(S1)
 Insulation class : F
 Service factor : 1.00
 Temperature rise : 80 K
 Design : B

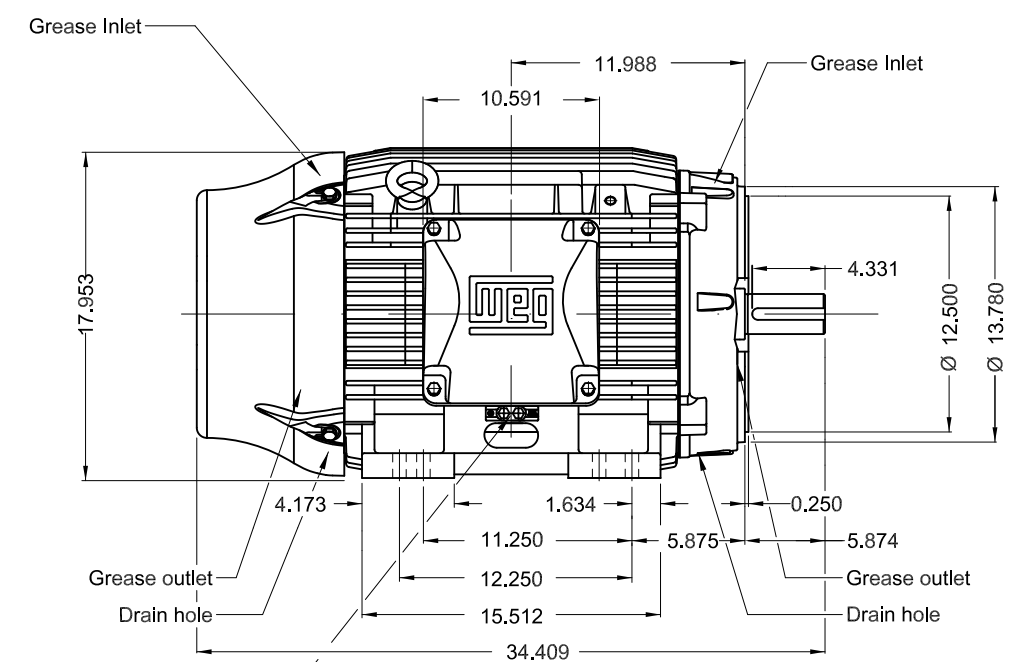
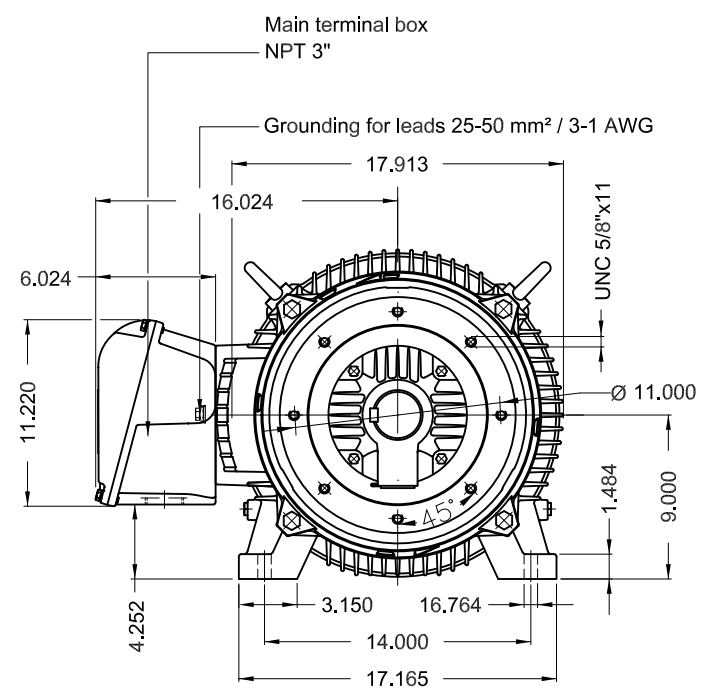
Rev.	Changes Summary	Performed	Checked	Date
Performed by			Page	Revision
Checked by				
Date				

1 2 3 4 5 6

A

B

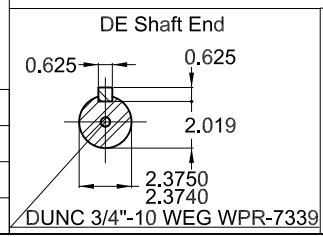
C



D

E

Without vertical jackscrews
 Color RAL 5009
 Painting plan 203A
 Mounting B34R(D)



50 HP 06 Poles 60 Hz A

ECM	LOC	SUMMARY OF MODIFICATIONS	EXECUTED	CHECKED	RELEASED	DATE	VER
EXECUTED	PIRWBUSER	THREE PH. MOTOR W22 PREM. EFF. FRAME 364/5TC IP55 TEFC					
CHECKED							
RELEASED							
REL DT.	WMO		Jaragua do Sul	Product Engineering	SHEET	1 / 1	

PREVIEW
WDD



MADE IN MEXICO
12215555



NEMA
Premium
W22



FOR SAFE AREA
Mod.TE1BFOXON
CC029A

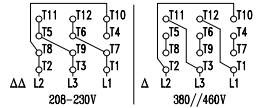


For use on 60Hz
Class I, Div 2, Gr A, B, C and D - T3
Class I, Zone 2, IIC - T3
Class II, Div 2, Gr F and G - T4
For use on PWM: Gr. A, B, C, D and F,
VT 1000:1, CT 20:1, 1.00SF - T3A

MODEL 05012ET3E365TC-W22

Inverter Duty Motor
Severe Duty

PH3	60Hz	Fr. 364/5TC	1000m.a.s.l.	IP55	TEFC	930lb		
V	230/460			A	115/57.4			
HP	50			kW	37			
SF	1.25			SFA	144/71.8			
RPM	1180			PF	0.86			
AMB	40°C	INS	cl. F	DT80K	NEMA NOM EFF	94.1%		
DUTY	CONT.	DES	B	Code	G			
USABLE	@208V	127A	SF 1.10	SFA 140				
50HP	37kW	50Hz	380V	70.5A	970RPM	SF 1.00	EFF 91.7%	(IE1)



→ 6314-C3 (27g)
 → 6314-C3 (27g)

MOBIL POLYREX EM (17000h)