

DATA SHEET



Three Phase Induction Motor - Squirrel Cage

| | | | | | | | |
|--|---------------------------------------|-----------------------------|-------------------------|--|-------------------------|-------------------------|-------------------------|
| Customer | | | | | | | |
| Product line | : NEMA Premium Efficiency Three-Phase | Product code | : 12140630 | | | | |
| | | Catalog # | : 06012ET3ERB404T-W22 | | | | |
| Frame | : 404/5T | Cooling method | : IC411 - TEFC | | | | |
| Insulation class | : F | Mounting | : F-1 | | | | |
| Duty cycle | : Cont.(S1) | Rotation ¹ | : Both (CW and CCW) | | | | |
| Ambient temperature | : -20°C to +40°C | Starting method | : Direct On Line | | | | |
| Altitude | : 1000 m.a.s.l. | Approx. weight ² | : 1150 lb | | | | |
| Protection degree | : IP55 | Moment of inertia (J) | : 36.9 sq.ft.lb | | | | |
| Design | : B | | | | | | |
| Output [HP] | 60 | 50 | 50 | 50 | 60 | 60 | 60 |
| Poles | 6 | 6 | 6 | 6 | 6 | 6 | 6 |
| Frequency [Hz] | 60 | 50 | 50 | 50 | 50 | 50 | 50 |
| Rated voltage [V] | 230/460 | 380 | 400 | 415 | 380 | 400 | 415 |
| Rated current [A] | 139/69.5 | 69.3 | 66.5 | 64.8 | 85.1 | 80.3 | 78.3 |
| L. R. Amperes [A] | 987/493 | 457 | 485 | 505 | 477 | 498 | 525 |
| LRC [A] | 7.1x(Code H) | 6.6x(Code G) | 7.3x(Code H) | 7.8x(Code J) | 5.6x(Code F) | 6.2x(Code G) | 6.7x(Code G) |
| No load current [A] | 50.0/25.0 | 24.7 | 26.4 | 27.7 | 24.7 | 26.4 | 27.7 |
| Rated speed [RPM] | 1185 | 985 | 985 | 985 | 980 | 980 | 985 |
| Slip [%] | 1.25 | 1.50 | 1.50 | 1.50 | 2.00 | 2.00 | 1.50 |
| Rated torque [ft.lb] | 266 | 267 | 267 | 267 | 322 | 322 | 320 |
| Locked rotor torque [%] | 200 | 180 | 220 | 229 | 150 | 180 | 190 |
| Breakdown torque [%] | 229 | 220 | 240 | 260 | 180 | 200 | 220 |
| Service factor | 1.25 | 1.00 | 1.00 | 1.00 | 1.00 | 1.00 | 1.00 |
| Temperature rise | 80 K | 80 K | 80 K | 80 K | 105 K | 105 K | 105 K |
| Locked rotor time | 36s (cold) 20s (hot) | 28s (cold) 16s (hot) | 28s (cold) 16s (hot) | 28s (cold) 16s (hot) | 28s (cold) 16s (hot) | 28s (cold) 16s (hot) | 28s (cold) 16s (hot) |
| Noise level ² | 68.0 dB(A) | 64.0 dB(A) | 64.0 dB(A) | 64.0 dB(A) | 64.0 dB(A) | 64.0 dB(A) | 64.0 dB(A) |
| Efficiency (%) | 25% | 94.0 | 93.3 | 93.4 | 93.4 | 94.0 | 94.0 |
| | 50% | 94.1 | 93.3 | 93.3 | 93.3 | 93.6 | 93.6 |
| | 75% | 94.5 | 93.4 | 93.7 | 93.7 | 93.0 | 93.6 |
| | 100% | 94.5 | 93.3 | 93.4 | 93.4 | 92.4 | 93.0 |
| Power Factor | 25% | 0.48 | 0.48 | 0.44 | 0.41 | 0.54 | 0.51 |
| | 50% | 0.74 | 0.73 | 0.70 | 0.67 | 0.79 | 0.77 |
| | 75% | 0.82 | 0.83 | 0.82 | 0.79 | 0.85 | 0.84 |
| | 100% | 0.86 | 0.87 | 0.86 | 0.85 | 0.87 | 0.87 |
| Bearing type | : NU-316 C3 | 6314 C3 | Foundation loads | | | | |
| Sealing | : WSeal | WSeal | Max. traction | : 1537 lb | | | |
| Lubrication interval | : 12000 h | 17000 h | Max. compression | : 2688 lb | | | |
| Lubricant amount | : 34 g | 27 g | | | | | |
| Lubricant type | : Mobil Polyrex EM | | | | | | |
| Notes | | | | | | | |
| USABLE @208V 154A SF 1.10 SFA 169A | | | | | | | |
| This revision replaces and cancel the previous one, which must be eliminated. (1) Looking the motor from the shaft end. (2) Measured at 1m and with tolerance of +3dB(A). (3) Approximate weight subject to changes after manufacturing process. (4) At 100% of full load. | | | | These are average values based on tests with sinusoidal power supply, subject to the tolerances stipulated in NEMA MG-1. | | | |
| Rev. | Changes Summary | | | Performed | Checked | Date | |
| Performed by | | | | | | | |
| Checked by | | | | | | Page | Revision |
| Date | 12/04/2022 | | | | | 1 / 36 | |

TORQUE AND CURRENT VS SPEED CURVE

Three Phase Induction Motor - Squirrel Cage



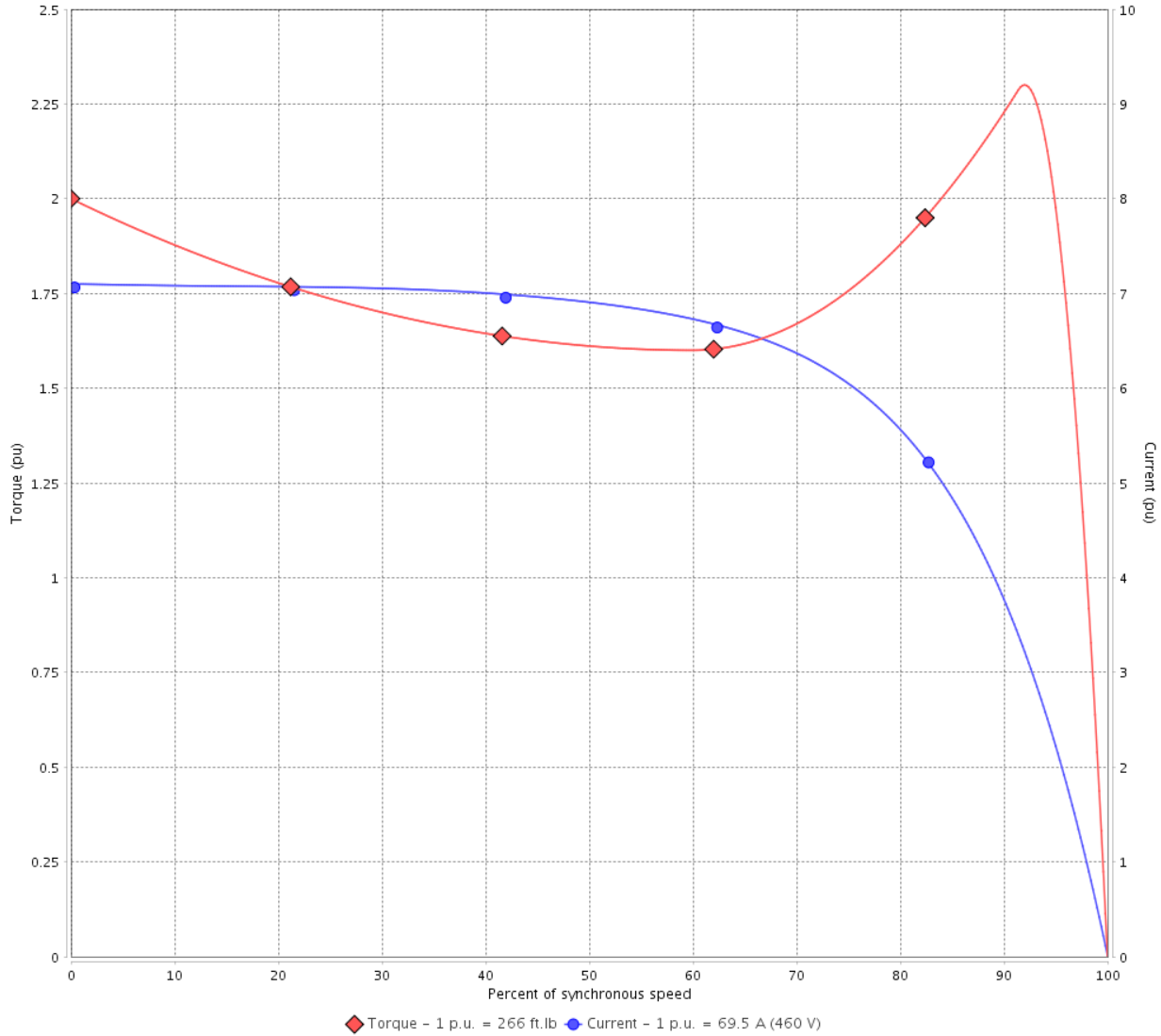
Customer :

Product line : NEMA Premium Efficiency Three-Phase

Product code : 12140630

Catalog # : 06012ET3ERB404T-W22

TORQUE AND CURRENT VS SPEED CURVE



Performance : 230/460 V 60 Hz 6P

| | | | |
|---------------------|--------------|-----------------------|-----------------|
| Rated current | : 139/69.5 A | Moment of inertia (J) | : 36.9 sq.ft.lb |
| LRC | : 7.1 | Duty cycle | : Cont.(S1) |
| Rated torque | : 266 ft.lb | Insulation class | : F |
| Locked rotor torque | : 200 % | Service factor | : 1.25 |
| Breakdown torque | : 229 % | Temperature rise | : 80 K |
| Rated speed | : 1185 rpm | Design | : B |

Locked rotor time : 36s (cold) 20s (hot)

| Rev. | Changes Summary | Performed | Checked | Date |
|--------------|-----------------|-----------|----------------|----------|
| | | | | |
| Performed by | | | Page 2 / 36 | Revision |
| Checked by | | | | |
| Date | 12/04/2022 | | | |

TORQUE AND CURRENT VS SPEED CURVE



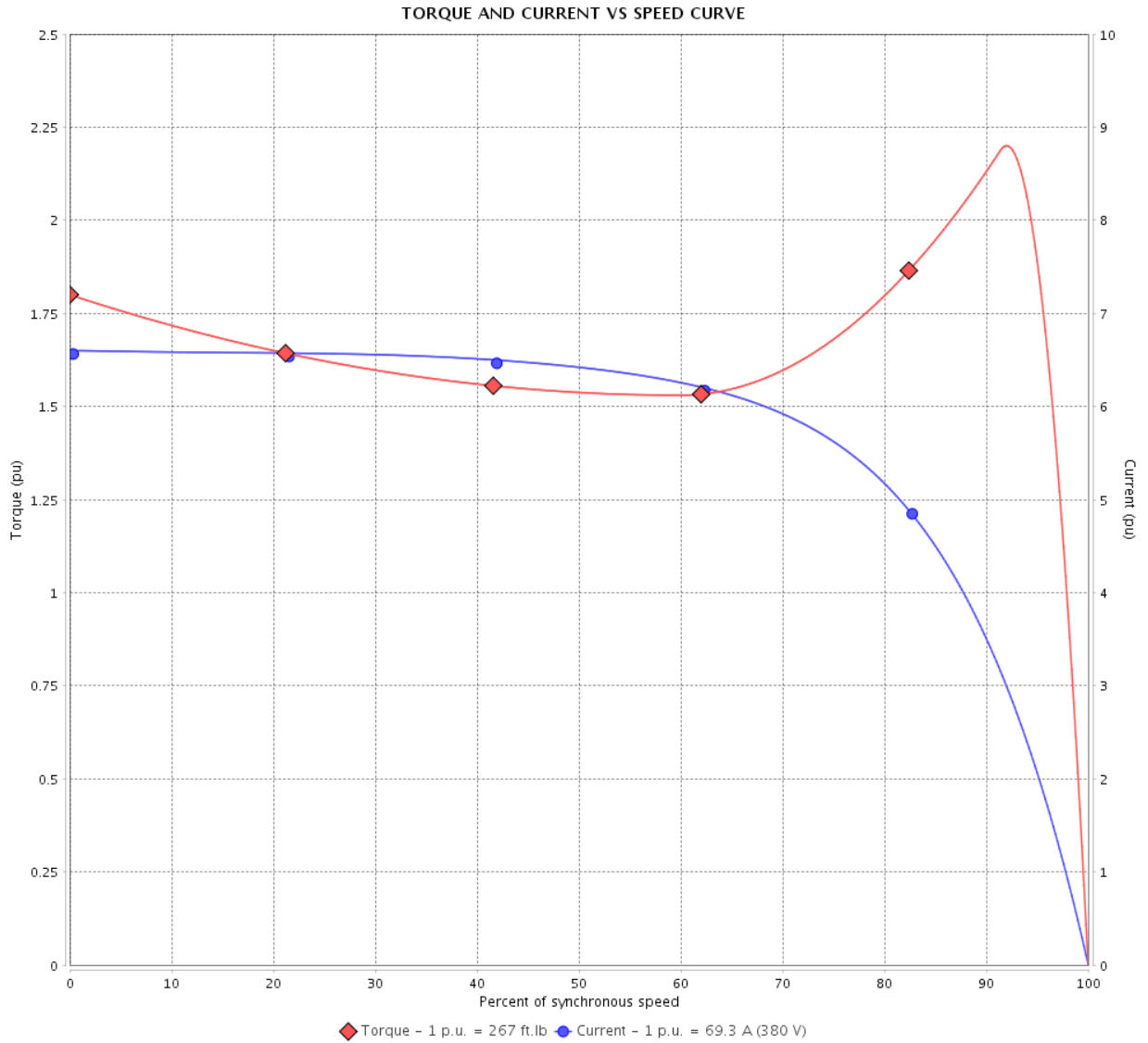
Three Phase Induction Motor - Squirrel Cage

Customer :

Product line : NEMA Premium Efficiency Three-Phase

Product code : 12140630

Catalog # : 06012ET3ERB404T-W22



Performance : 380 V 50 Hz 6P IE3

| | | | |
|---------------------|-------------|-----------------------|-----------------|
| Rated current | : 69.3 A | Moment of inertia (J) | : 36.9 sq.ft.lb |
| LRC | : 6.6 | Duty cycle | : Cont.(S1) |
| Rated torque | : 267 ft.lb | Insulation class | : F |
| Locked rotor torque | : 180 % | Service factor | : 1.00 |
| Breakdown torque | : 220 % | Temperature rise | : 80 K |
| Rated speed | : 985 rpm | Design | : B |

Locked rotor time : 28s (cold) 16s (hot)

| Rev. | Changes Summary | Performed | Checked | Date |
|--------------|-----------------|-----------|----------------|----------|
| | | | | |
| Performed by | | | Page 3 / 36 | Revision |
| Checked by | | | | |
| Date | 12/04/2022 | | | |

TORQUE AND CURRENT VS SPEED CURVE

Three Phase Induction Motor - Squirrel Cage



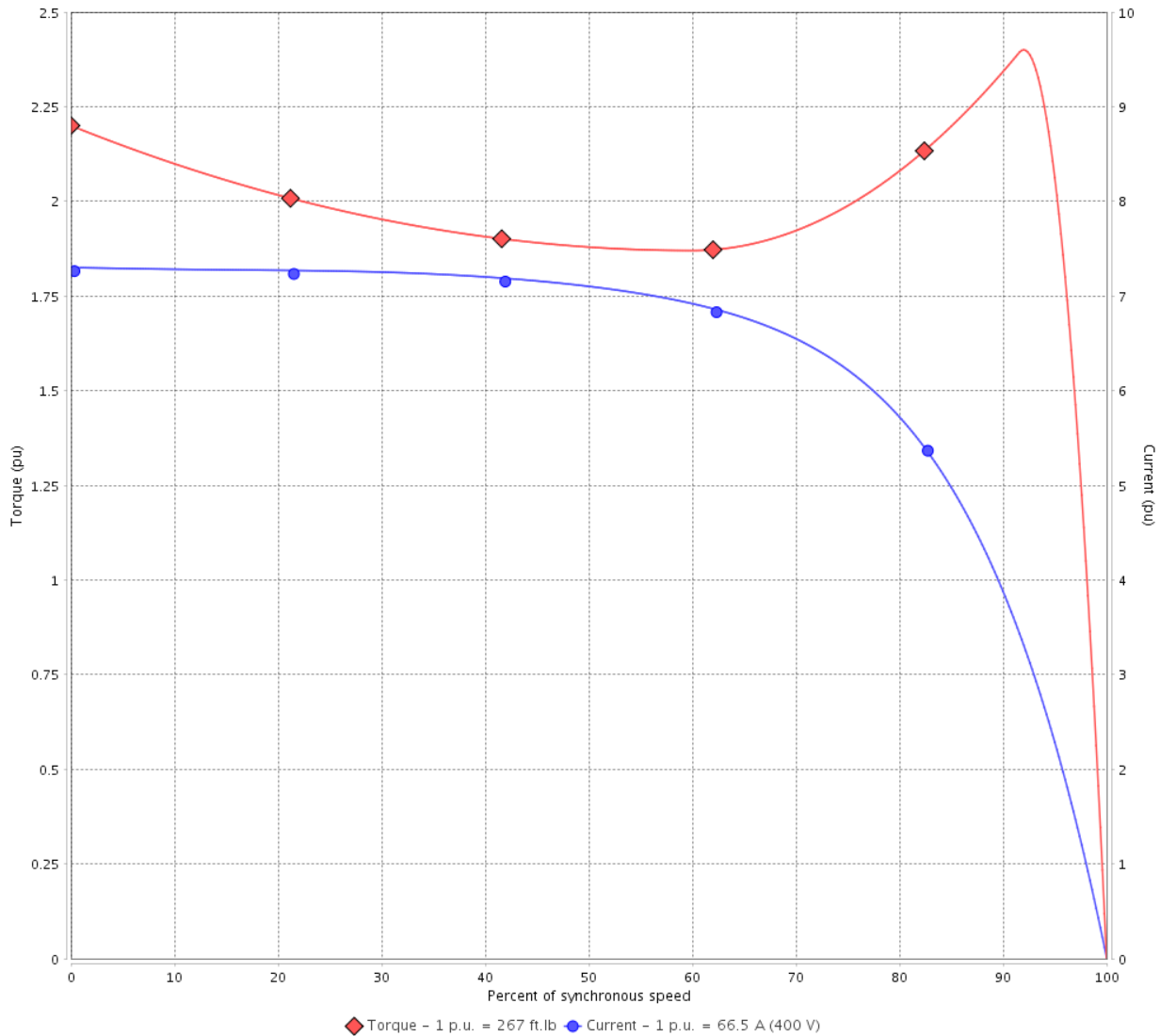
Customer :

Product line : NEMA Premium Efficiency Three-Phase

Product code : 12140630

Catalog # : 06012ET3ERB404T-W22

TORQUE AND CURRENT VS SPEED CURVE



Performance : 400 V 50 Hz 6P IE3

| | | | |
|---------------------|-------------|-----------------------|-----------------|
| Rated current | : 66.5 A | Moment of inertia (J) | : 36.9 sq.ft.lb |
| LRC | : 7.3 | Duty cycle | : Cont.(S1) |
| Rated torque | : 267 ft.lb | Insulation class | : F |
| Locked rotor torque | : 220 % | Service factor | : 1.00 |
| Breakdown torque | : 240 % | Temperature rise | : 80 K |
| Rated speed | : 985 rpm | Design | : B |

Locked rotor time : 28s (cold) 16s (hot)

| Rev. | Changes Summary | Performed | Checked | Date |
|--------------|-----------------|-----------|----------------|----------|
| | | | | |
| Performed by | | | Page 4 / 36 | Revision |
| Checked by | | | | |
| Date | 12/04/2022 | | | |

TORQUE AND CURRENT VS SPEED CURVE



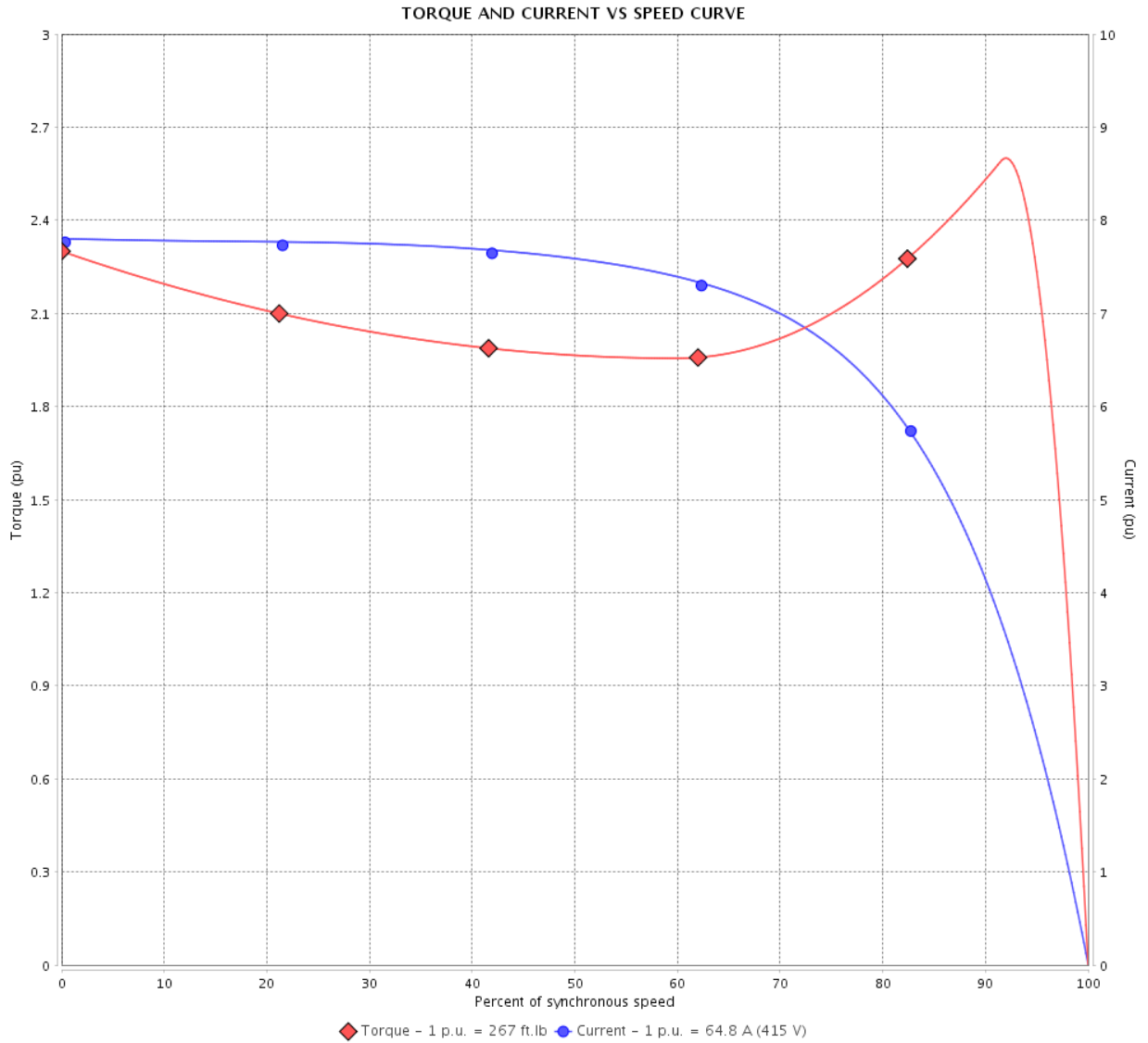
Three Phase Induction Motor - Squirrel Cage

Customer :

Product line : NEMA Premium Efficiency Three-Phase

Product code : 12140630

Catalog # : 06012ET3ERB404T-W22



Performance : 415 V 50 Hz 6P IE3

| | | | |
|---------------------|-------------|-----------------------|-----------------|
| Rated current | : 64.8 A | Moment of inertia (J) | : 36.9 sq.ft.lb |
| LRC | : 7.8 | Duty cycle | : Cont.(S1) |
| Rated torque | : 267 ft.lb | Insulation class | : F |
| Locked rotor torque | : 229 % | Service factor | : 1.00 |
| Breakdown torque | : 260 % | Temperature rise | : 80 K |
| Rated speed | : 985 rpm | Design | : B |

Locked rotor time : 28s (cold) 16s (hot)

| Rev. | Changes Summary | Performed | Checked | Date |
|--------------|-----------------|-----------|----------------|----------|
| | | | | |
| Performed by | | | Page 5 / 36 | Revision |
| Checked by | | | | |
| Date | 12/04/2022 | | | |

TORQUE AND CURRENT VS SPEED CURVE

Three Phase Induction Motor - Squirrel Cage



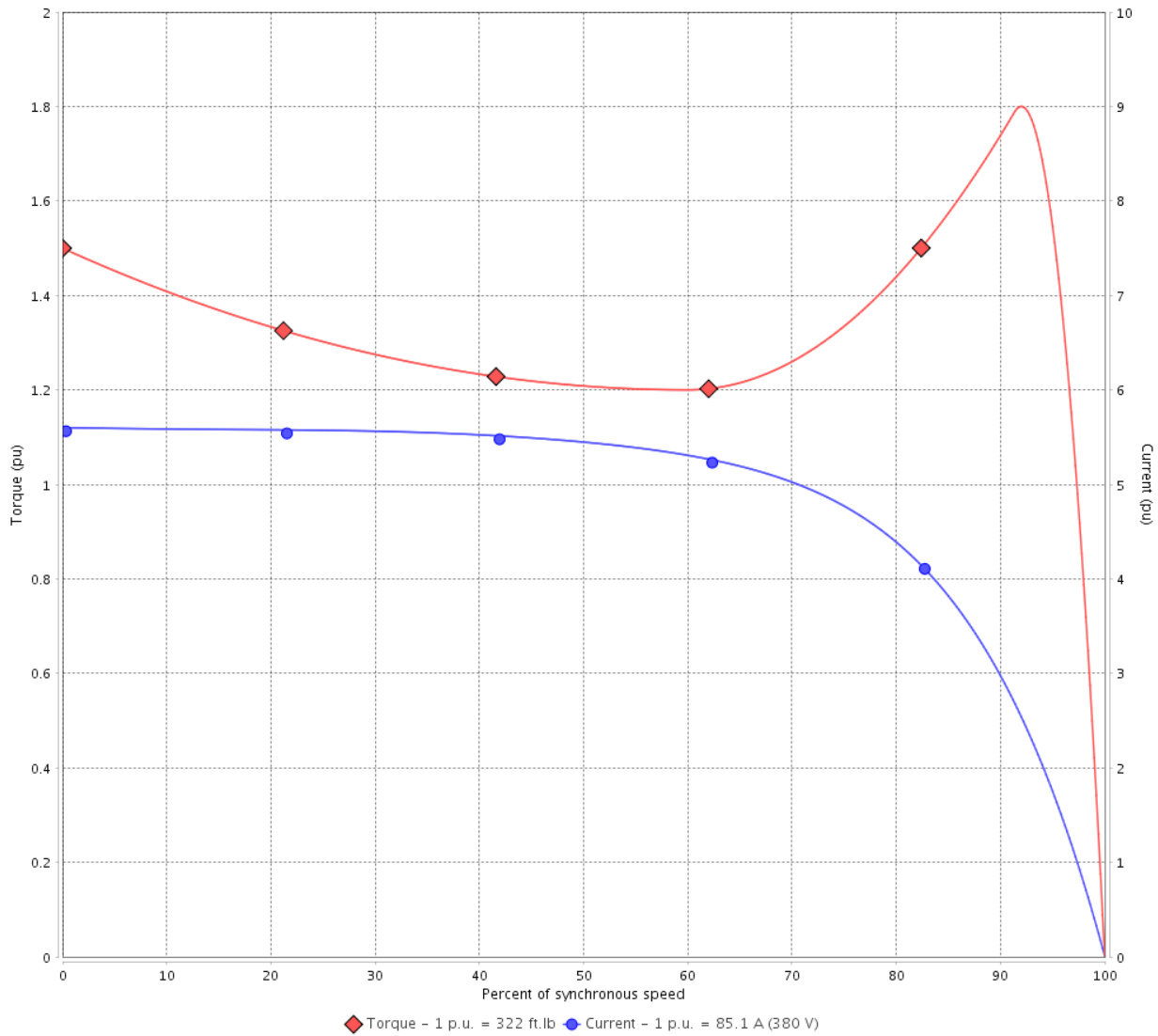
Customer :

Product line : NEMA Premium Efficiency Three-Phase

Product code : 12140630

Catalog # : 06012ET3ERB404T-W22

TORQUE AND CURRENT VS SPEED CURVE



Performance : 380 V 50 Hz 6P IE1

| | | | |
|---------------------|-------------|-----------------------|-----------------|
| Rated current | : 85.1 A | Moment of inertia (J) | : 36.9 sq.ft.lb |
| LRC | : 5.6 | Duty cycle | : Cont.(S1) |
| Rated torque | : 322 ft.lb | Insulation class | : F |
| Locked rotor torque | : 150 % | Service factor | : 1.00 |
| Breakdown torque | : 180 % | Temperature rise | : 105 K |
| Rated speed | : 980 rpm | Design | : B |

Locked rotor time : 28s (cold) 16s (hot)

| Rev. | Changes Summary | Performed | Checked | Date |
|--------------|-----------------|-----------|----------------|----------|
| | | | | |
| Performed by | | | Page 6 / 36 | Revision |
| Checked by | | | | |
| Date | 12/04/2022 | | | |

TORQUE AND CURRENT VS SPEED CURVE



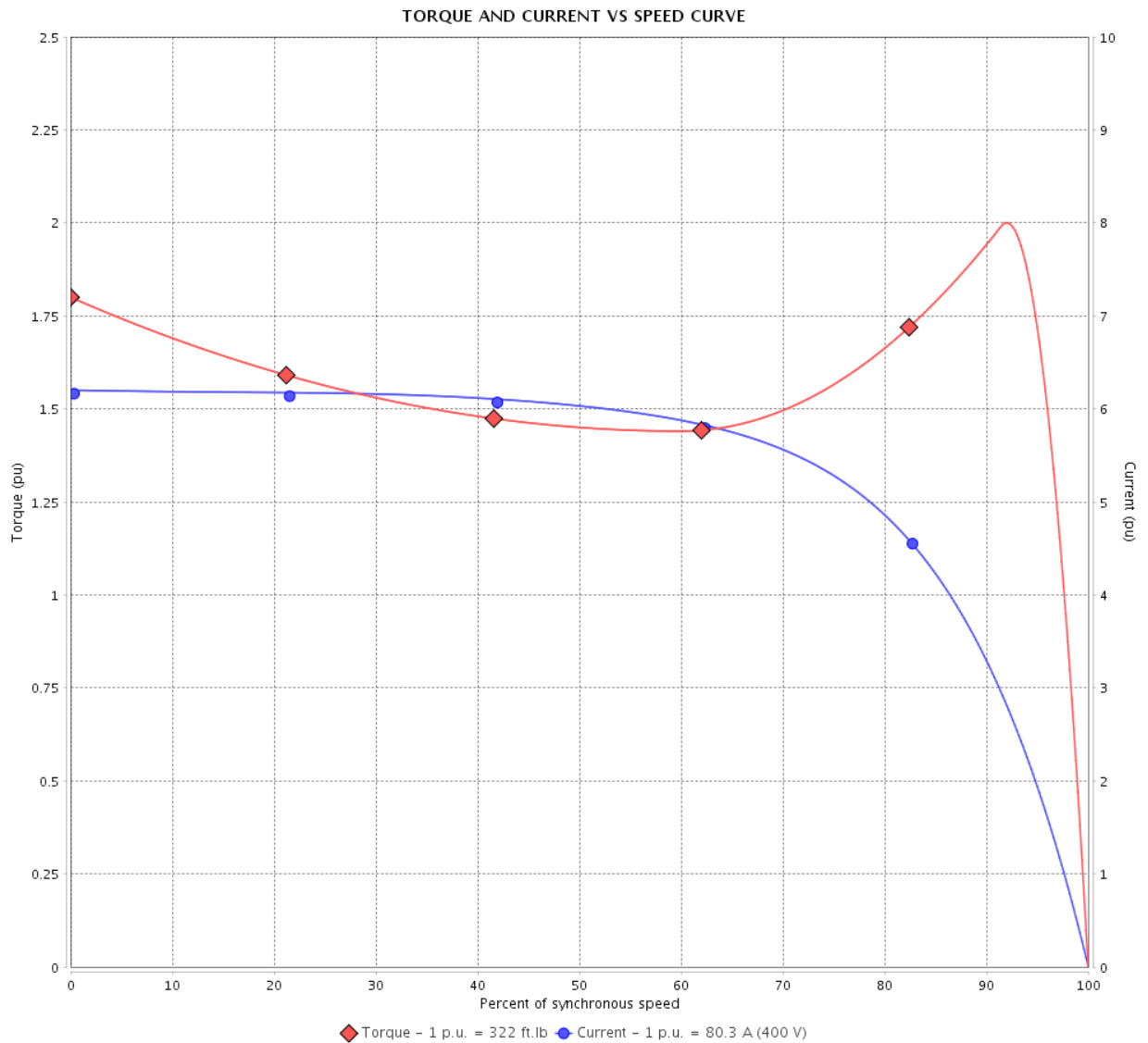
Three Phase Induction Motor - Squirrel Cage

Customer :

Product line : NEMA Premium Efficiency Three-Phase

Product code : 12140630

Catalog # : 06012ET3ERB404T-W22



Performance : 400 V 50 Hz 6P IE2

| | | | |
|---------------------|-------------|-----------------------|-----------------|
| Rated current | : 80.3 A | Moment of inertia (J) | : 36.9 sq.ft.lb |
| LRC | : 6.2 | Duty cycle | : Cont.(S1) |
| Rated torque | : 322 ft.lb | Insulation class | : F |
| Locked rotor torque | : 180 % | Service factor | : 1.00 |
| Breakdown torque | : 200 % | Temperature rise | : 105 K |
| Rated speed | : 980 rpm | Design | : B |

Locked rotor time : 28s (cold) 16s (hot)

| Rev. | Changes Summary | Performed | Checked | Date |
|--------------|-----------------|-----------|----------------|----------|
| | | | | |
| Performed by | | | Page 7 / 36 | Revision |
| Checked by | | | | |
| Date | 12/04/2022 | | | |

TORQUE AND CURRENT VS SPEED CURVE

Three Phase Induction Motor - Squirrel Cage



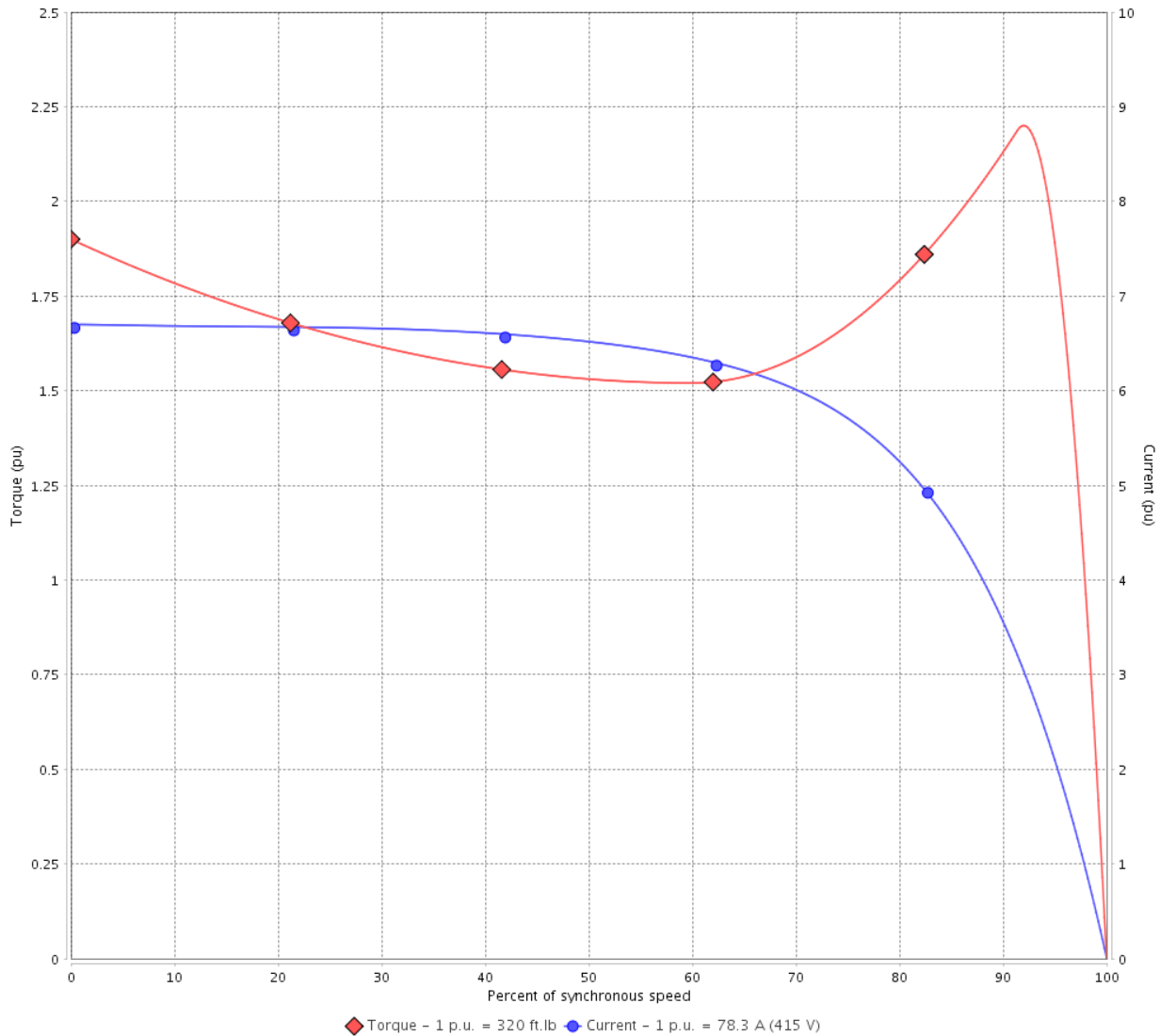
Customer :

Product line : NEMA Premium Efficiency Three-Phase

Product code : 12140630

Catalog # : 06012ET3ERB404T-W22

TORQUE AND CURRENT VS SPEED CURVE



Performance : 415 V 50 Hz 6P IE2

| | | | |
|---------------------|-------------|-----------------------|-----------------|
| Rated current | : 78.3 A | Moment of inertia (J) | : 36.9 sq.ft.lb |
| LRC | : 6.7 | Duty cycle | : Cont.(S1) |
| Rated torque | : 320 ft.lb | Insulation class | : F |
| Locked rotor torque | : 190 % | Service factor | : 1.00 |
| Breakdown torque | : 220 % | Temperature rise | : 105 K |
| Rated speed | : 985 rpm | Design | : B |

Locked rotor time : 28s (cold) 16s (hot)

| Rev. | Changes Summary | Performed | Checked | Date |
|--------------|-----------------|-----------|----------------|----------|
| | | | | |
| Performed by | | | Page 8 / 36 | Revision |
| Checked by | | | | |
| Date | 12/04/2022 | | | |

LOAD PERFORMANCE CURVE

Three Phase Induction Motor - Squirrel Cage

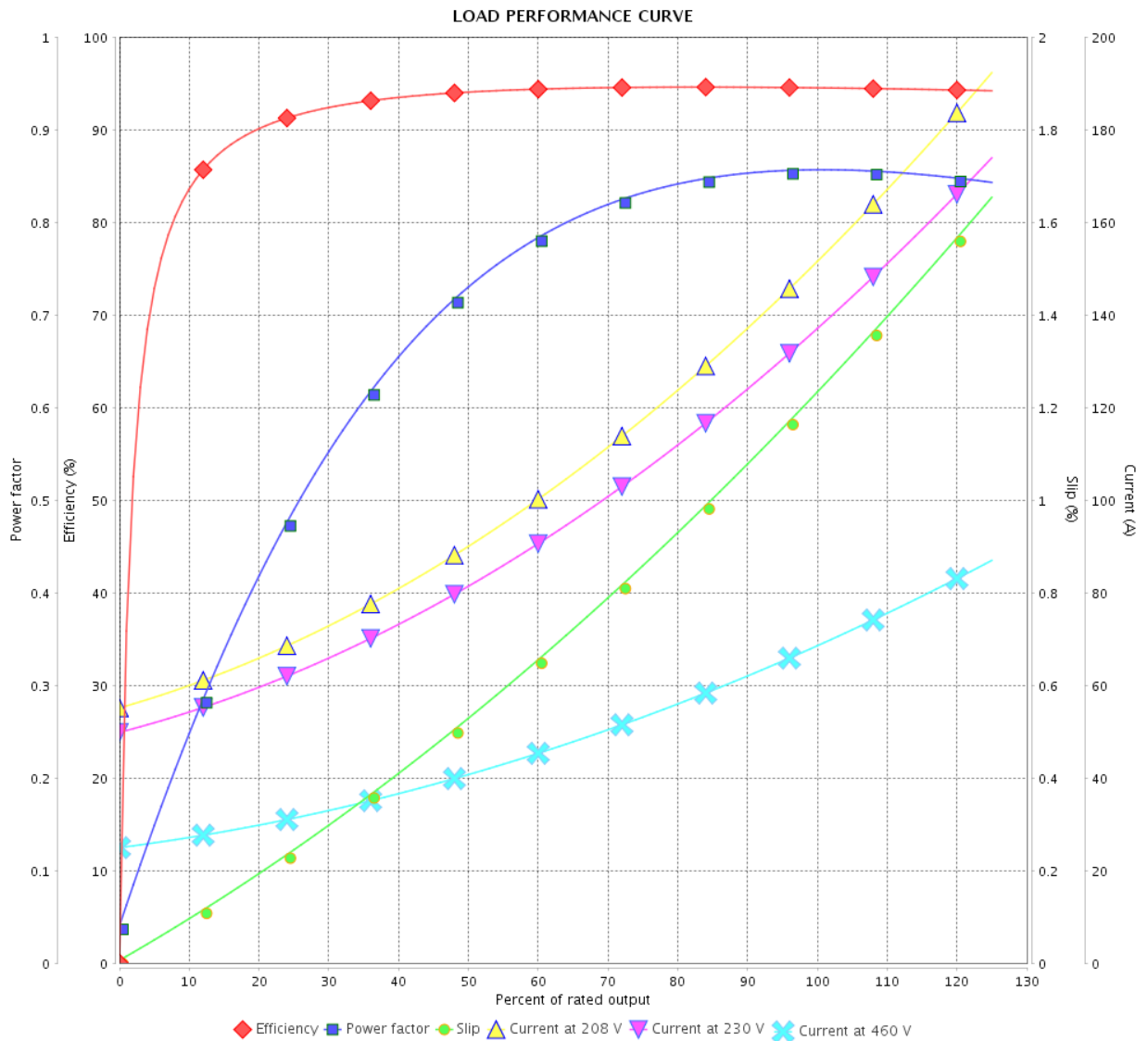


Customer :

Product line : NEMA Premium Efficiency Three-Phase

Product code : 12140630

Catalog # : 06012ET3ERB404T-W22



Performance : 230/460 V 60 Hz 6P

Rated current : 139/69.5 A
 LRC : 7.1
 Rated torque : 266 ft.lb
 Locked rotor torque : 200 %
 Breakdown torque : 229 %
 Rated speed : 1185 rpm

Moment of inertia (J) : 36.9 sq.ft.lb
 Duty cycle : Cont.(S1)
 Insulation class : F
 Service factor : 1.25
 Temperature rise : 80 K
 Design : B

| Rev. | Changes Summary | Performed | Checked | Date |
|--------------|-----------------|-----------|---------|----------|
| | | | | |
| Performed by | | | Page | Revision |
| Checked by | | | | |
| Date | | | | |

LOAD PERFORMANCE CURVE

Three Phase Induction Motor - Squirrel Cage

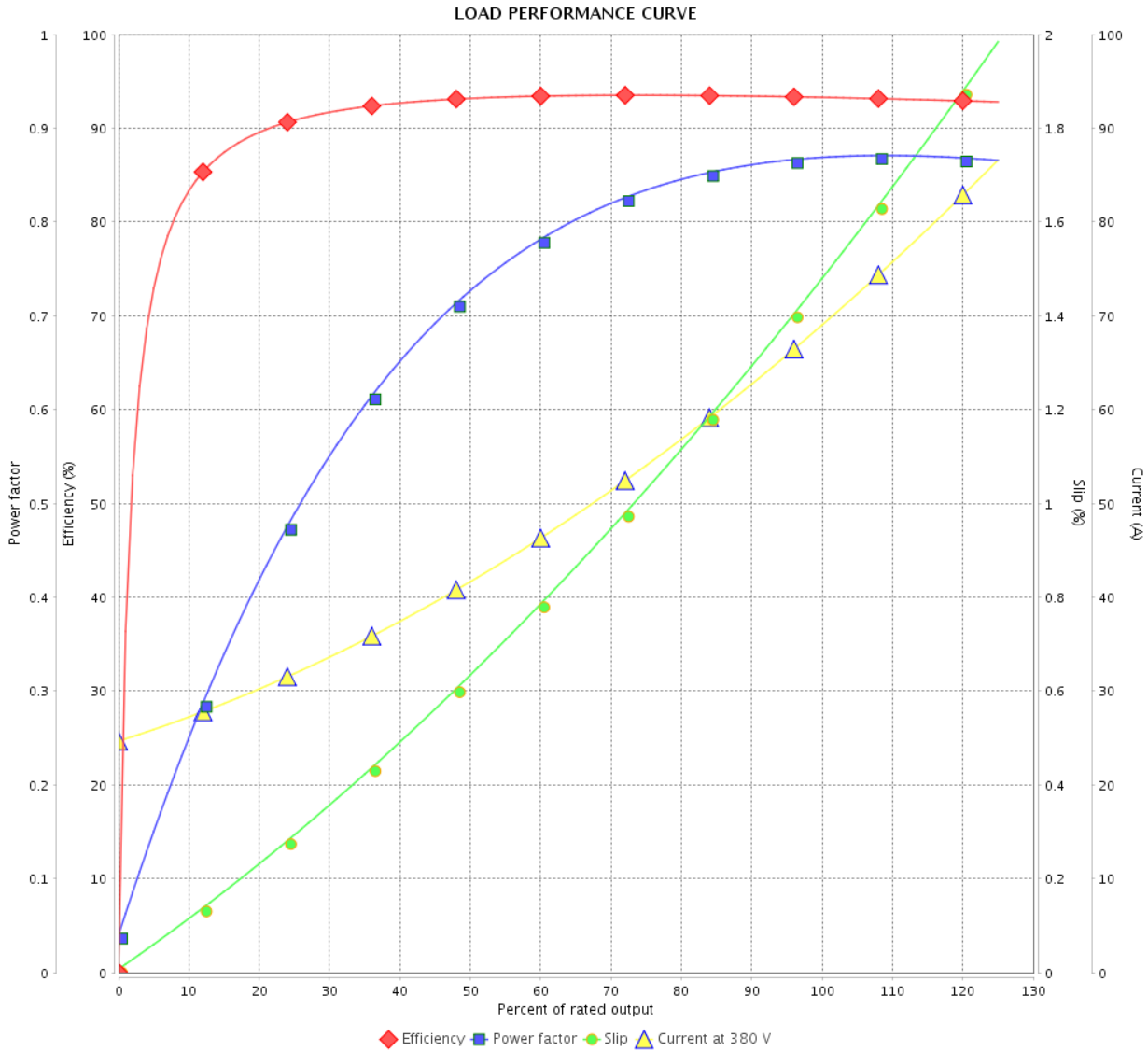


Customer :

Product line : NEMA Premium Efficiency Three-Phase

Product code : 12140630

Catalog # : 06012ET3ERB404T-W22



Performance : 380 V 50 Hz 6P IE3

| | | | |
|---------------------|-------------|-----------------------|-----------------|
| Rated current | : 69.3 A | Moment of inertia (J) | : 36.9 sq.ft.lb |
| LRC | : 6.6 | Duty cycle | : Cont.(S1) |
| Rated torque | : 267 ft.lb | Insulation class | : F |
| Locked rotor torque | : 180 % | Service factor | : 1.00 |
| Breakdown torque | : 220 % | Temperature rise | : 80 K |
| Rated speed | : 985 rpm | Design | : B |

| Rev. | Changes Summary | Performed | Checked | Date |
|--------------|-----------------|-----------|---------|----------|
| | | | | |
| Performed by | | | Page | Revision |
| Checked by | | | 10 / 36 | |
| Date | 12/04/2022 | | | |

LOAD PERFORMANCE CURVE

Three Phase Induction Motor - Squirrel Cage

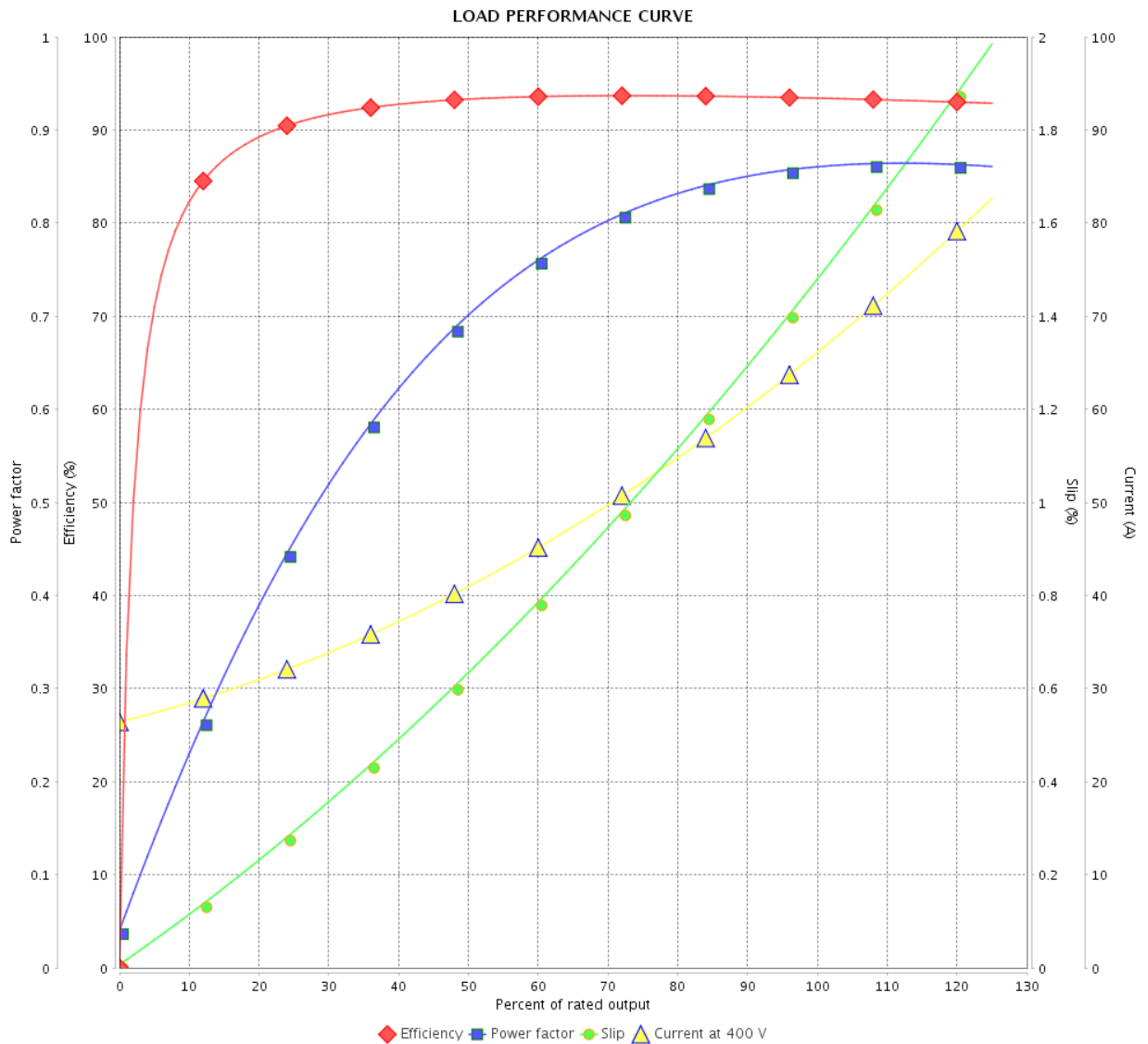


Customer : _____

Product line : NEMA Premium Efficiency Three-Phase

Product code : 12140630

Catalog # : 06012ET3ERB404T-W22



Performance : 400 V 50 Hz 6P IE3

Rated current : 66.5 A
 LRC : 7.3
 Rated torque : 267 ft.lb
 Locked rotor torque : 220 %
 Breakdown torque : 240 %
 Rated speed : 985 rpm

Moment of inertia (J) : 36.9 sq.ft.lb
 Duty cycle : Cont.(S1)
 Insulation class : F
 Service factor : 1.00
 Temperature rise : 80 K
 Design : B

| Rev. | Changes Summary | Performed | Checked | Date |
|--------------|-----------------|------------|---------|----------|
| | | | | |
| Performed by | | Page | | Revision |
| Checked by | | 11 / 36 | | |
| Date | | 12/04/2022 | | |

LOAD PERFORMANCE CURVE

Three Phase Induction Motor - Squirrel Cage

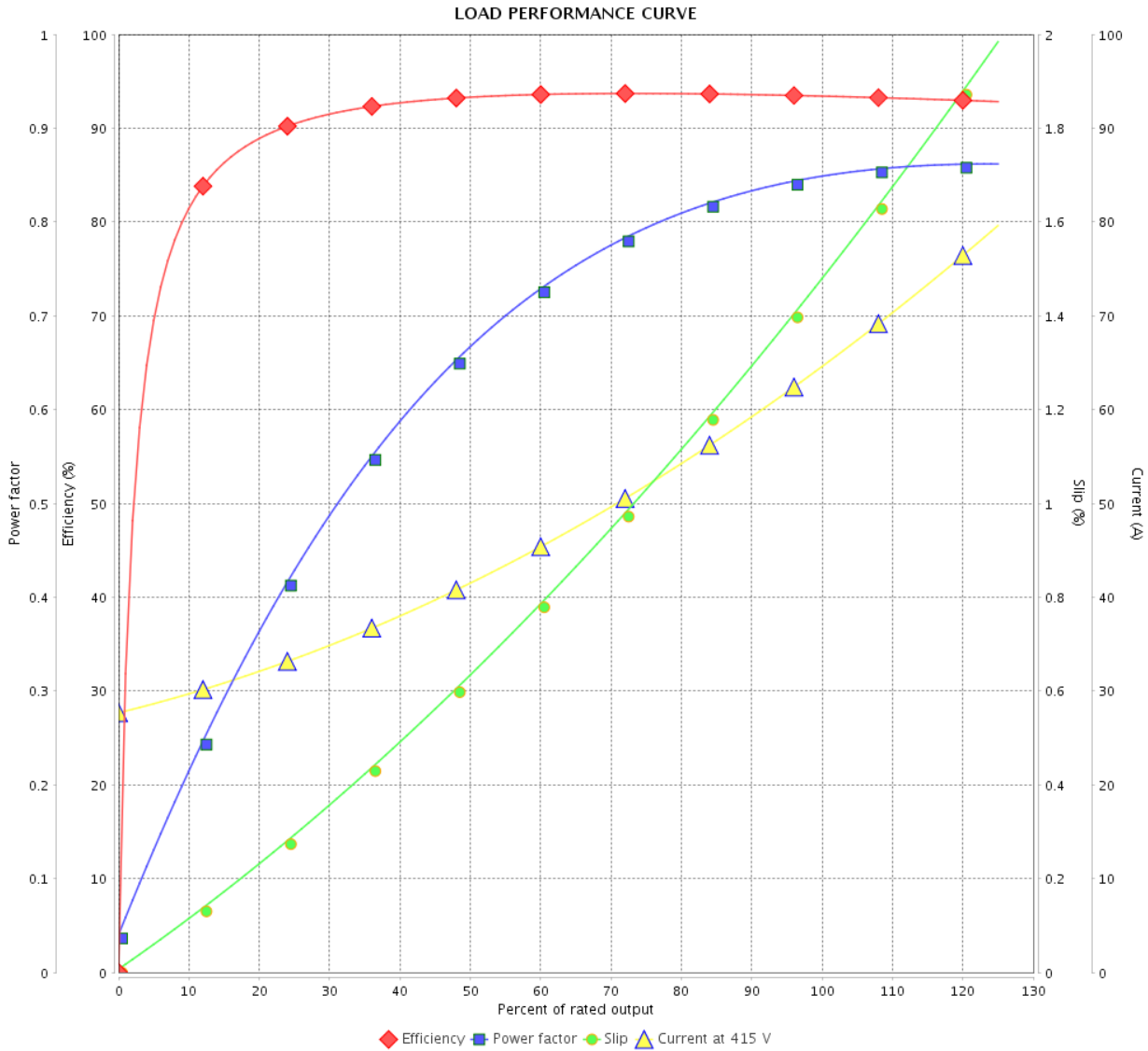


Customer :

Product line : NEMA Premium Efficiency Three-Phase

Product code : 12140630

Catalog # : 06012ET3ERB404T-W22



Performance : 415 V 50 Hz 6P IE3

Rated current : 64.8 A
 LRC : 7.8
 Rated torque : 267 ft.lb
 Locked rotor torque : 229 %
 Breakdown torque : 260 %
 Rated speed : 985 rpm

Moment of inertia (J) : 36.9 sq.ft.lb
 Duty cycle : Cont.(S1)
 Insulation class : F
 Service factor : 1.00
 Temperature rise : 80 K
 Design : B

| Rev. | Changes Summary | Performed | Checked | Date |
|--------------|-----------------|-----------|-----------------|----------|
| | | | | |
| Performed by | | | Page 12 / 36 | Revision |
| Checked by | | | | |
| Date | 12/04/2022 | | | |

LOAD PERFORMANCE CURVE

Three Phase Induction Motor - Squirrel Cage

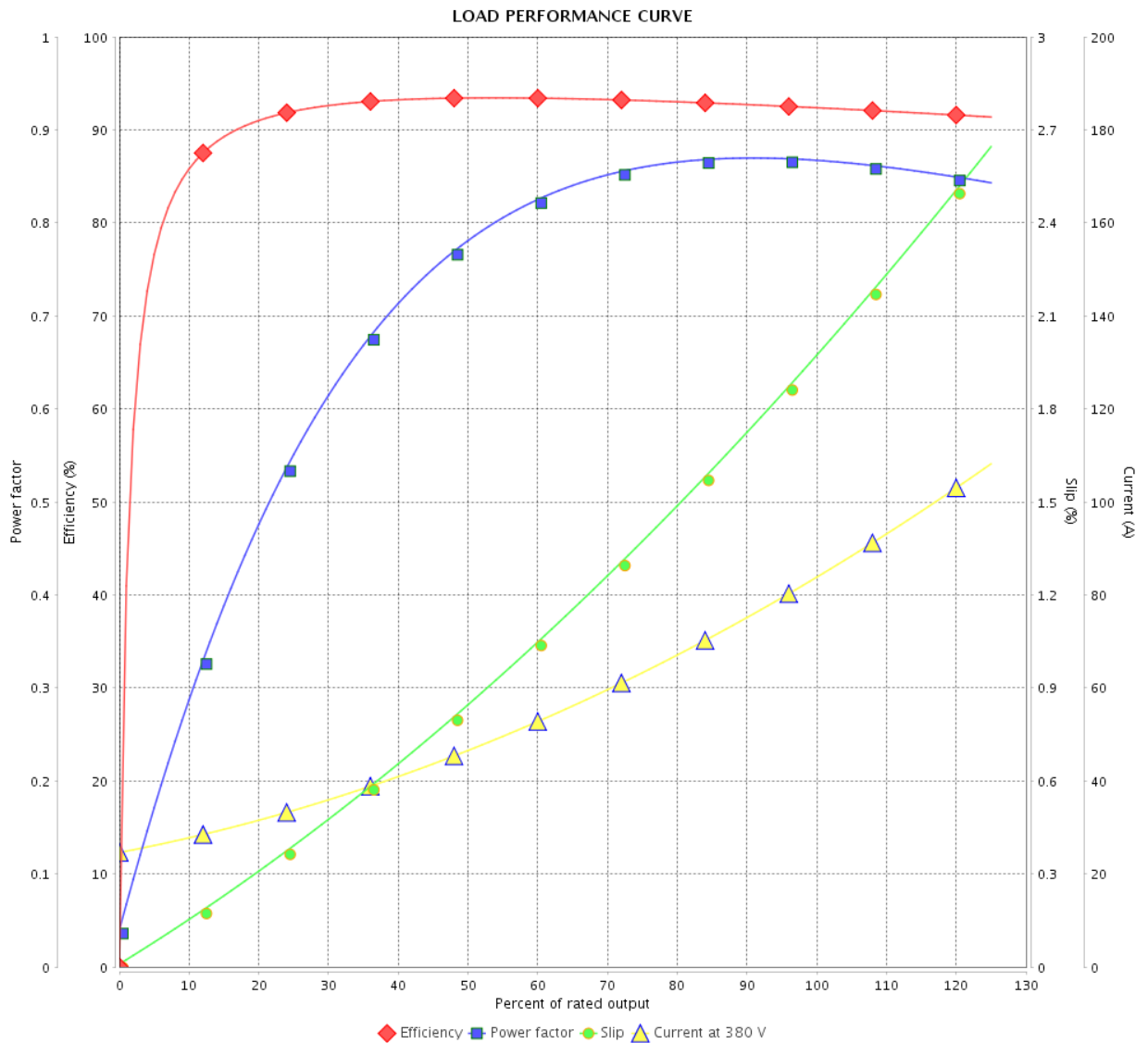


Customer : _____

Product line : NEMA Premium Efficiency Three-Phase

Product code : 12140630

Catalog # : 06012ET3ERB404T-W22



Performance : 380 V 50 Hz 6P IE1

Rated current : 85.1 A
 LRC : 5.6
 Rated torque : 322 ft.lb
 Locked rotor torque : 150 %
 Breakdown torque : 180 %
 Rated speed : 980 rpm

Moment of inertia (J) : 36.9 sq.ft.lb
 Duty cycle : Cont.(S1)
 Insulation class : F
 Service factor : 1.00
 Temperature rise : 105 K
 Design : B

| Rev. | Changes Summary | Performed | Checked | Date |
|--------------|-----------------|------------|---------|----------|
| | | | | |
| Performed by | | Page | | Revision |
| Checked by | | 13 / 36 | | |
| Date | | 12/04/2022 | | |

LOAD PERFORMANCE CURVE

Three Phase Induction Motor - Squirrel Cage



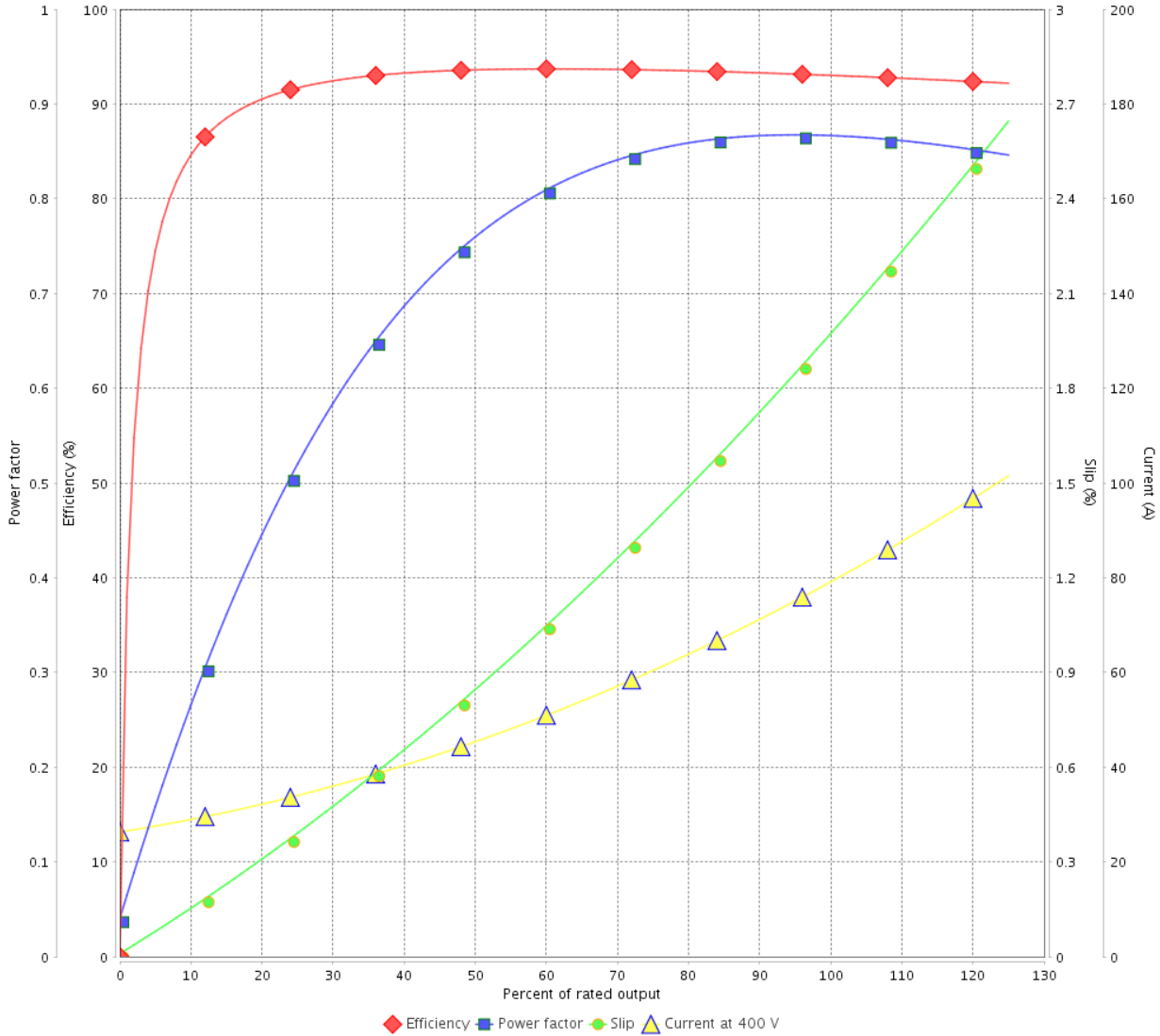
Customer :

Product line : NEMA Premium Efficiency Three-Phase

Product code : 12140630

Catalog # : 06012ET3ERB404T-W22

LOAD PERFORMANCE CURVE



Performance : 400 V 50 Hz 6P IE2

Rated current : 80.3 A
 LRC : 6.2
 Rated torque : 322 ft.lb
 Locked rotor torque : 180 %
 Breakdown torque : 200 %
 Rated speed : 980 rpm

Moment of inertia (J) : 36.9 sq.ft.lb
 Duty cycle : Cont.(S1)
 Insulation class : F
 Service factor : 1.00
 Temperature rise : 105 K
 Design : B

| Rev. | Changes Summary | Performed | Checked | Date |
|--------------|-----------------|-----------|-----------------|----------|
| | | | | |
| Performed by | | | Page 14 / 36 | Revision |
| Checked by | | | | |
| Date | 12/04/2022 | | | |

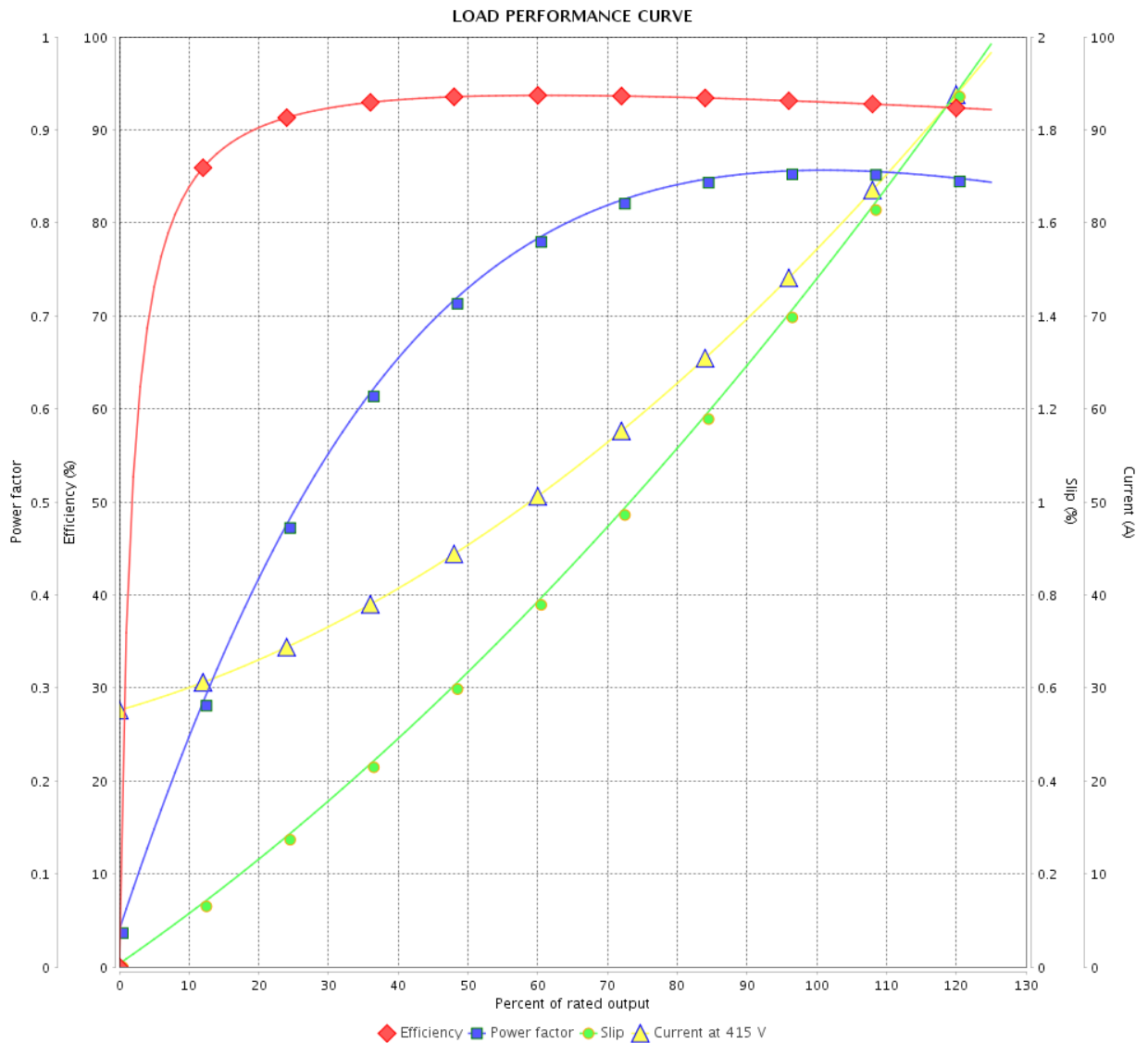
LOAD PERFORMANCE CURVE

Three Phase Induction Motor - Squirrel Cage



Customer :

Product line : NEMA Premium Efficiency Three-Phase
 Product code : 12140630
 Catalog # : 06012ET3ERB404T-W22



Performance : 415 V 50 Hz 6P IE2

| | | | |
|---------------------|-------------|-----------------------|-----------------|
| Rated current | : 78.3 A | Moment of inertia (J) | : 36.9 sq.ft.lb |
| LRC | : 6.7 | Duty cycle | : Cont.(S1) |
| Rated torque | : 320 ft.lb | Insulation class | : F |
| Locked rotor torque | : 190 % | Service factor | : 1.00 |
| Breakdown torque | : 220 % | Temperature rise | : 105 K |
| Rated speed | : 985 rpm | Design | : B |

| Rev. | Changes Summary | Performed | Checked | Date |
|--------------|-----------------|-----------|---------|----------|
| | | | | |
| Performed by | | | Page | Revision |
| Checked by | | | 15 / 36 | |
| Date | 12/04/2022 | | | |

THERMAL LIMIT CURVE



Three Phase Induction Motor - Squirrel Cage

Customer :

Product line : NEMA Premium Efficiency Three-Phase
Product code : 12140630
Catalog # : 06012ET3ERB404T-W22

Performance : 230/460 V 60 Hz 6P

| | | | |
|---------------------|--------------|-----------------------|-----------------|
| Rated current | : 139/69.5 A | Moment of inertia (J) | : 36.9 sq.ft.lb |
| LRC | : 7.1 | Duty cycle | : Cont.(S1) |
| Rated torque | : 266 ft.lb | Insulation class | : F |
| Locked rotor torque | : 200 % | Service factor | : 1.25 |
| Breakdown torque | : 229 % | Temperature rise | : 80 K |
| Rated speed | : 1185 rpm | Design | : B |

Heating constant

Cooling constant

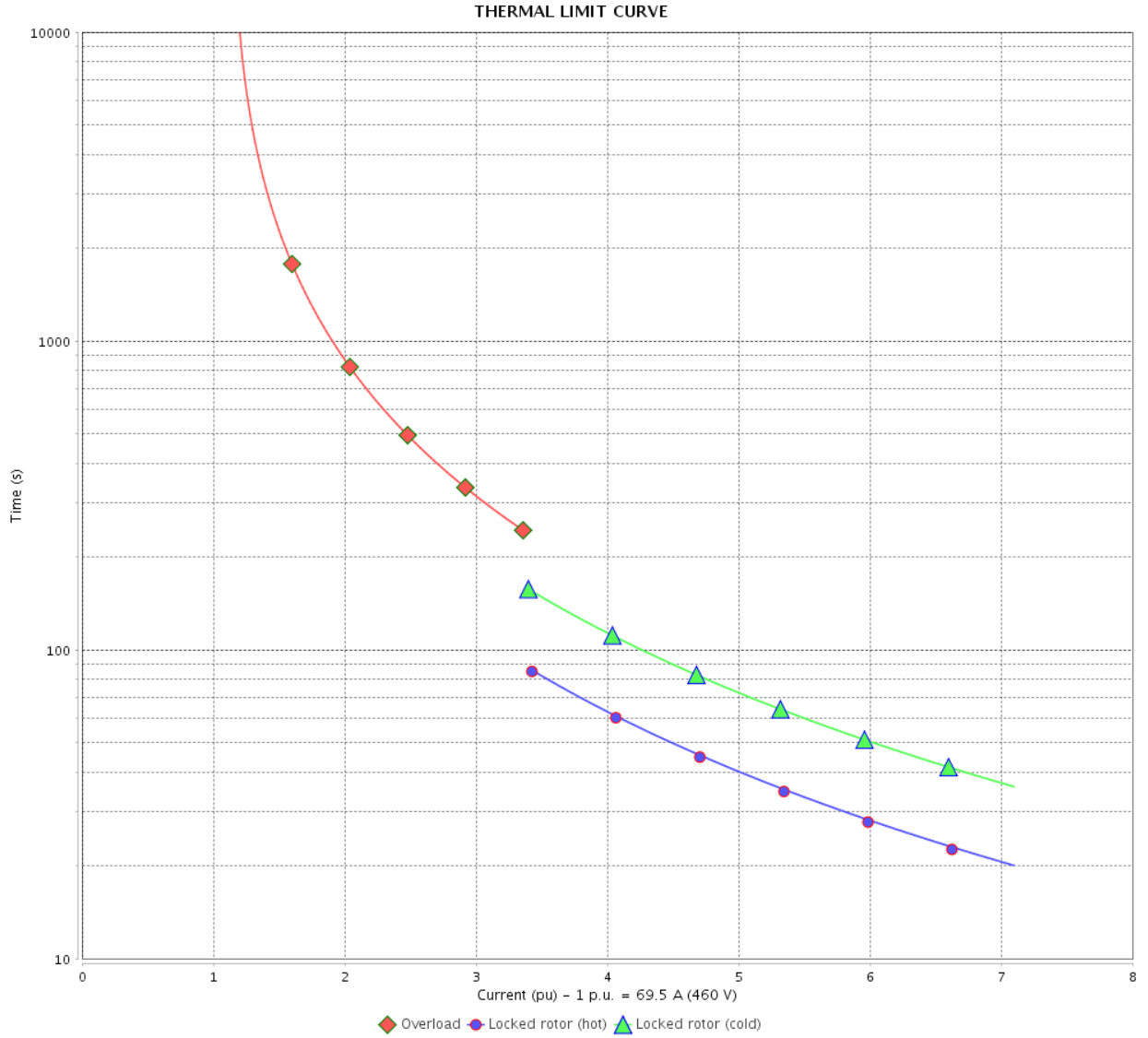
| Rev. | Changes Summary | Performed | Checked | Date |
|--------------|-----------------|-----------|---------|----------|
| | | | | |
| Performed by | | | | |
| Checked by | | | Page | Revision |
| Date | 12/04/2022 | | 16 / 36 | |

THERMAL LIMIT CURVE

Three Phase Induction Motor - Squirrel Cage



Customer : _____



| Rev. | Changes Summary | Performed | Checked | Date |
|--------------|-----------------|-----------------|---------|----------|
| | | | | |
| Performed by | | Page 17 / 36 | | Revision |
| Checked by | | | | |
| Date | | | | |

THERMAL LIMIT CURVE



Three Phase Induction Motor - Squirrel Cage

Customer :

Product line : NEMA Premium Efficiency Three-Phase
Product code : 12140630
Catalog # : 06012ET3ERB404T-W22

Performance : 380 V 50 Hz 6P IE3

| | | | |
|---------------------|-------------|-----------------------|-----------------|
| Rated current | : 69.3 A | Moment of inertia (J) | : 36.9 sq.ft.lb |
| LRC | : 6.6 | Duty cycle | : Cont.(S1) |
| Rated torque | : 267 ft.lb | Insulation class | : F |
| Locked rotor torque | : 180 % | Service factor | : 1.00 |
| Breakdown torque | : 220 % | Temperature rise | : 80 K |
| Rated speed | : 985 rpm | Design | : B |

Heating constant

Cooling constant

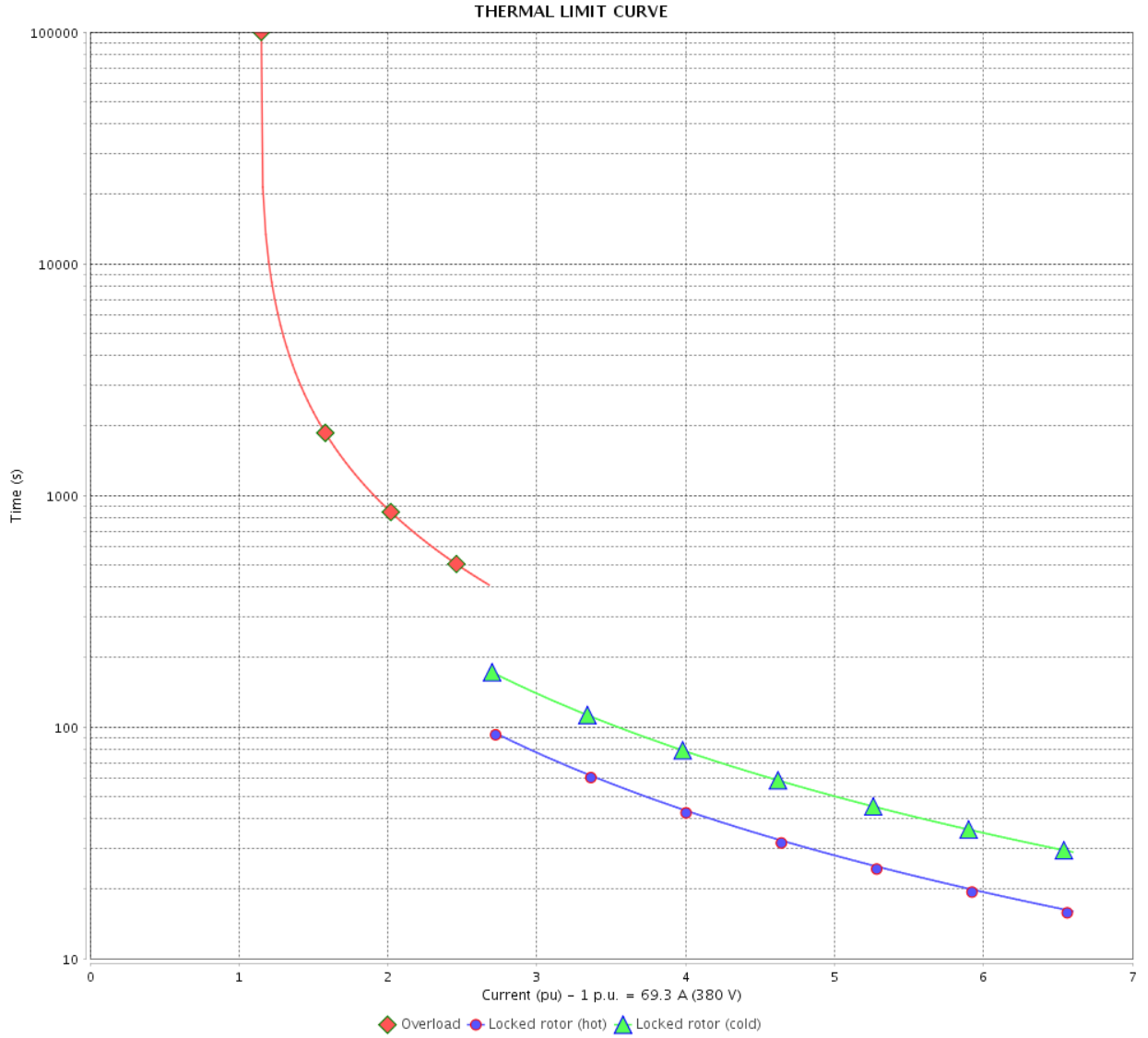
| Rev. | Changes Summary | Performed | Checked | Date |
|--------------|-----------------|-----------|---------|----------|
| | | | | |
| Performed by | | | | |
| Checked by | | | Page | Revision |
| Date | 12/04/2022 | | 18 / 36 | |

THERMAL LIMIT CURVE

Three Phase Induction Motor - Squirrel Cage



Customer : _____



| Rev. | Changes Summary | Performed | Checked | Date |
|--------------|-----------------|-----------------|---------|----------|
| | | | | |
| Performed by | | Page 19 / 36 | | Revision |
| Checked by | | | | |
| Date | | | | |

THERMAL LIMIT CURVE



Three Phase Induction Motor - Squirrel Cage

Customer :

Product line : NEMA Premium Efficiency Three-Phase
Product code : 12140630
Catalog # : 06012ET3ERB404T-W22

Performance : 400 V 50 Hz 6P IE3

| | | | |
|---------------------|-------------|-----------------------|-----------------|
| Rated current | : 66.5 A | Moment of inertia (J) | : 36.9 sq.ft.lb |
| LRC | : 7.3 | Duty cycle | : Cont.(S1) |
| Rated torque | : 267 ft.lb | Insulation class | : F |
| Locked rotor torque | : 220 % | Service factor | : 1.00 |
| Breakdown torque | : 240 % | Temperature rise | : 80 K |
| Rated speed | : 985 rpm | Design | : B |

Heating constant

Cooling constant

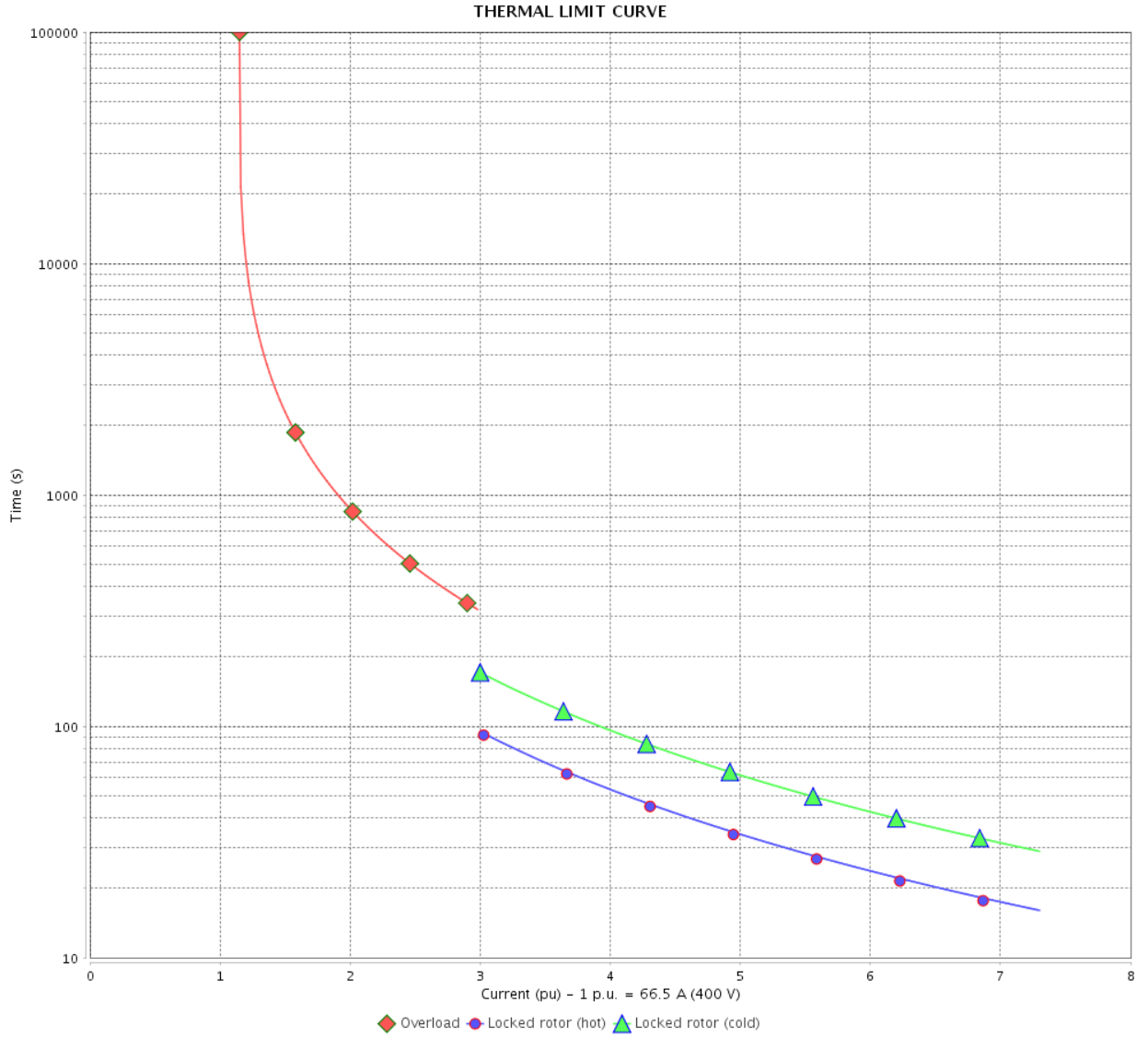
| Rev. | Changes Summary | Performed | Checked | Date |
|--------------|-----------------|-----------|---------|----------|
| | | | | |
| Performed by | | | | |
| Checked by | | | Page | Revision |
| Date | 12/04/2022 | | 20 / 36 | |

THERMAL LIMIT CURVE

Three Phase Induction Motor - Squirrel Cage



Customer : _____



| Rev. | Changes Summary | Performed | Checked | Date |
|--------------|-----------------|-----------------|---------|----------|
| | | | | |
| Performed by | | Page 21 / 36 | | Revision |
| Checked by | | | | |
| Date | | | | |

THERMAL LIMIT CURVE



Three Phase Induction Motor - Squirrel Cage

Customer :

Product line : NEMA Premium Efficiency Three-Phase
Product code : 12140630
Catalog # : 06012ET3ERB404T-W22

Performance : 415 V 50 Hz 6P IE3

| | | | |
|---------------------|-------------|-----------------------|-----------------|
| Rated current | : 64.8 A | Moment of inertia (J) | : 36.9 sq.ft.lb |
| LRC | : 7.8 | Duty cycle | : Cont.(S1) |
| Rated torque | : 267 ft.lb | Insulation class | : F |
| Locked rotor torque | : 229 % | Service factor | : 1.00 |
| Breakdown torque | : 260 % | Temperature rise | : 80 K |
| Rated speed | : 985 rpm | Design | : B |

Heating constant

Cooling constant

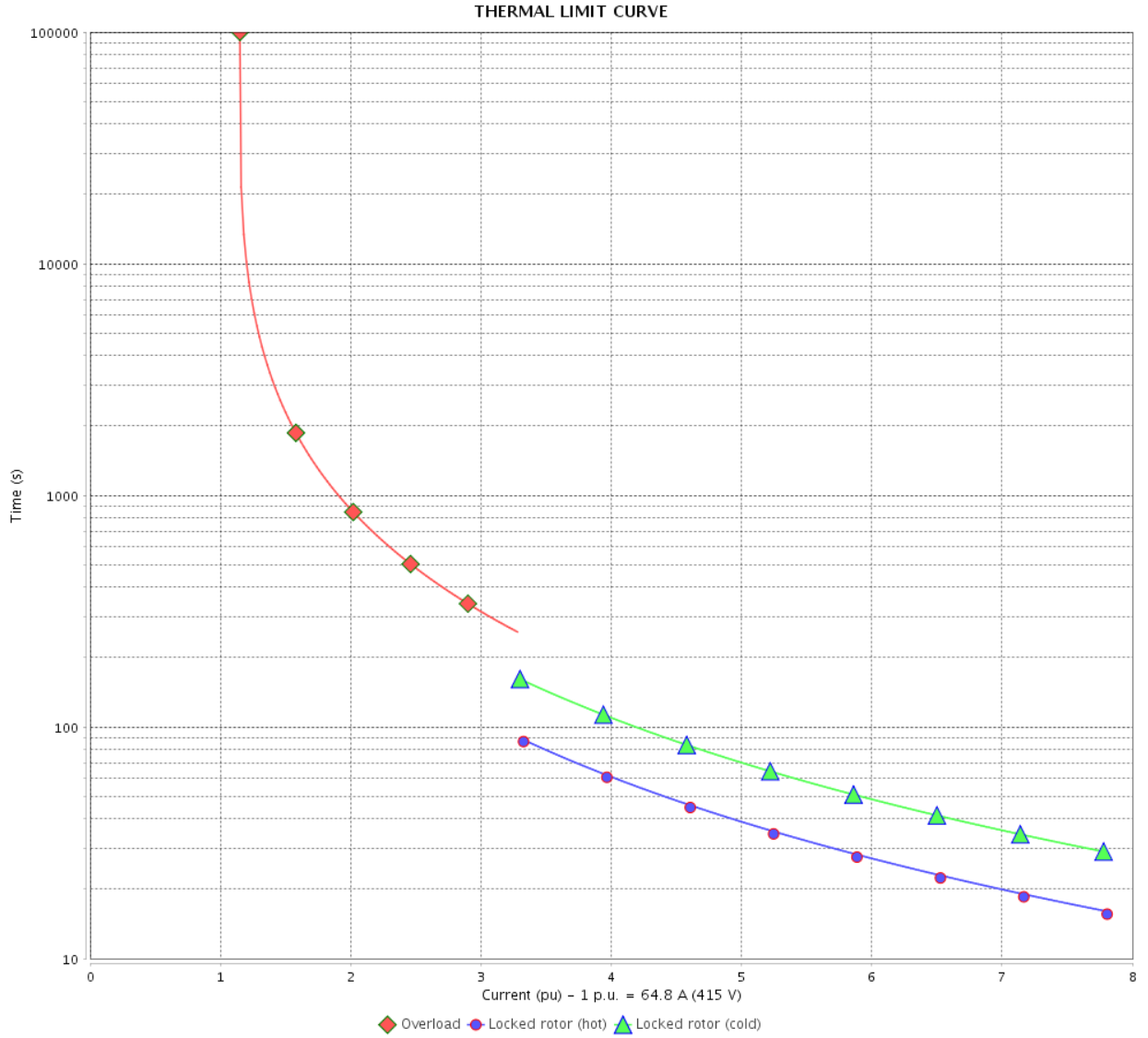
| Rev. | Changes Summary | Performed | Checked | Date |
|--------------|-----------------|-----------|---------|----------|
| | | | | |
| Performed by | | | | |
| Checked by | | | Page | Revision |
| Date | 12/04/2022 | | 22 / 36 | |

THERMAL LIMIT CURVE

Three Phase Induction Motor - Squirrel Cage



Customer : _____



| Rev. | Changes Summary | Performed | Checked | Date |
|--------------|-----------------|-----------------|---------|----------|
| | | | | |
| Performed by | | Page 23 / 36 | | Revision |
| Checked by | | | | |
| Date | | | | |

THERMAL LIMIT CURVE



Three Phase Induction Motor - Squirrel Cage

Customer :

Product line : NEMA Premium Efficiency Three-Phase
 Product code : 12140630
 Catalog # : 06012ET3ERB404T-W22

Performance : 380 V 50 Hz 6P IE1

| | |
|-----------------------------|---------------------------------------|
| Rated current : 85.1 A | Moment of inertia (J) : 36.9 sq.ft.lb |
| LRC : 5.6 | Duty cycle : Cont.(S1) |
| Rated torque : 322 ft.lb | Insulation class : F |
| Locked rotor torque : 150 % | Service factor : 1.00 |
| Breakdown torque : 180 % | Temperature rise : 105 K |
| Rated speed : 980 rpm | Design : B |

Heating constant

Cooling constant

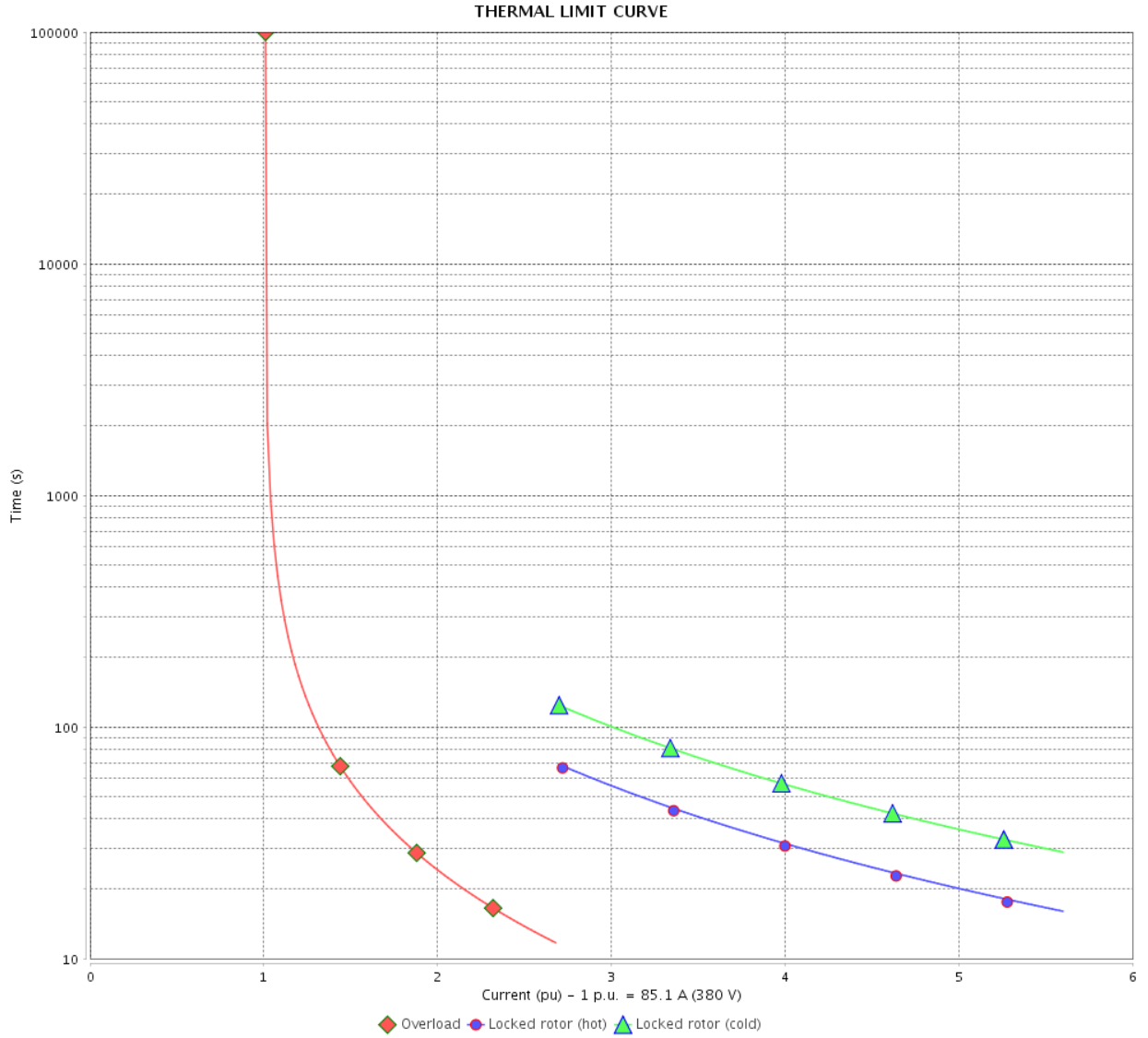
| Rev. | Changes Summary | Performed | Checked | Date |
|--------------|-----------------|-----------|-----------------|----------|
| | | | | |
| Performed by | | | Page 24 / 36 | Revision |
| Checked by | | | | |
| Date | 12/04/2022 | | | |

THERMAL LIMIT CURVE

Three Phase Induction Motor - Squirrel Cage



Customer : _____



| Rev. | Changes Summary | Performed | Checked | Date |
|--------------|-----------------|-----------------|---------|----------|
| | | | | |
| Performed by | | Page 25 / 36 | | Revision |
| Checked by | | | | |
| Date | | | | |

THERMAL LIMIT CURVE



Three Phase Induction Motor - Squirrel Cage

Customer :

Product line : NEMA Premium Efficiency Three-Phase
 Product code : 12140630
 Catalog # : 06012ET3ERB404T-W22

Performance : 400 V 50 Hz 6P IE2

| | |
|-----------------------------|---------------------------------------|
| Rated current : 80.3 A | Moment of inertia (J) : 36.9 sq.ft.lb |
| LRC : 6.2 | Duty cycle : Cont.(S1) |
| Rated torque : 322 ft.lb | Insulation class : F |
| Locked rotor torque : 180 % | Service factor : 1.00 |
| Breakdown torque : 200 % | Temperature rise : 105 K |
| Rated speed : 980 rpm | Design : B |

Heating constant

Cooling constant

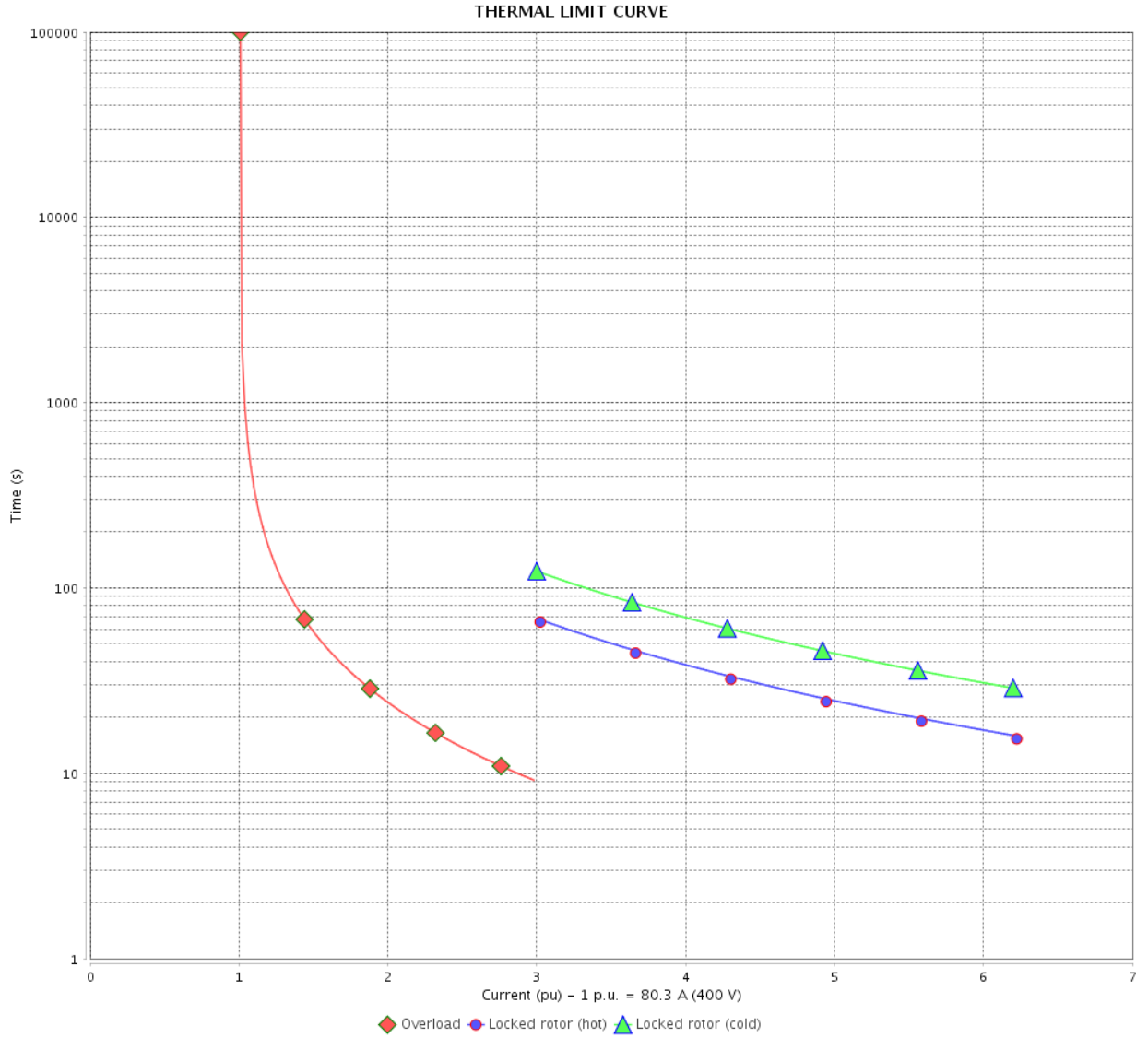
| Rev. | Changes Summary | Performed | Checked | Date |
|--------------|-----------------|-----------|-----------------|----------|
| | | | | |
| Performed by | | | Page 26 / 36 | Revision |
| Checked by | | | | |
| Date | 12/04/2022 | | | |

THERMAL LIMIT CURVE

Three Phase Induction Motor - Squirrel Cage



Customer : _____



| Rev. | Changes Summary | Performed | Checked | Date |
|--------------|-----------------|------------|---------|----------|
| | | | | |
| Performed by | | Page | | Revision |
| Checked by | | 27 / 36 | | |
| Date | | 12/04/2022 | | |

THERMAL LIMIT CURVE

Three Phase Induction Motor - Squirrel Cage



Customer :

Product line : NEMA Premium Efficiency Three-Phase
Product code : 12140630
Catalog # : 06012ET3ERB404T-W22

Performance : 415 V 50 Hz 6P IE2

| | | | |
|---------------------|-------------|-----------------------|-----------------|
| Rated current | : 78.3 A | Moment of inertia (J) | : 36.9 sq.ft.lb |
| LRC | : 6.7 | Duty cycle | : Cont.(S1) |
| Rated torque | : 320 ft.lb | Insulation class | : F |
| Locked rotor torque | : 190 % | Service factor | : 1.00 |
| Breakdown torque | : 220 % | Temperature rise | : 105 K |
| Rated speed | : 985 rpm | Design | : B |

Heating constant

Cooling constant

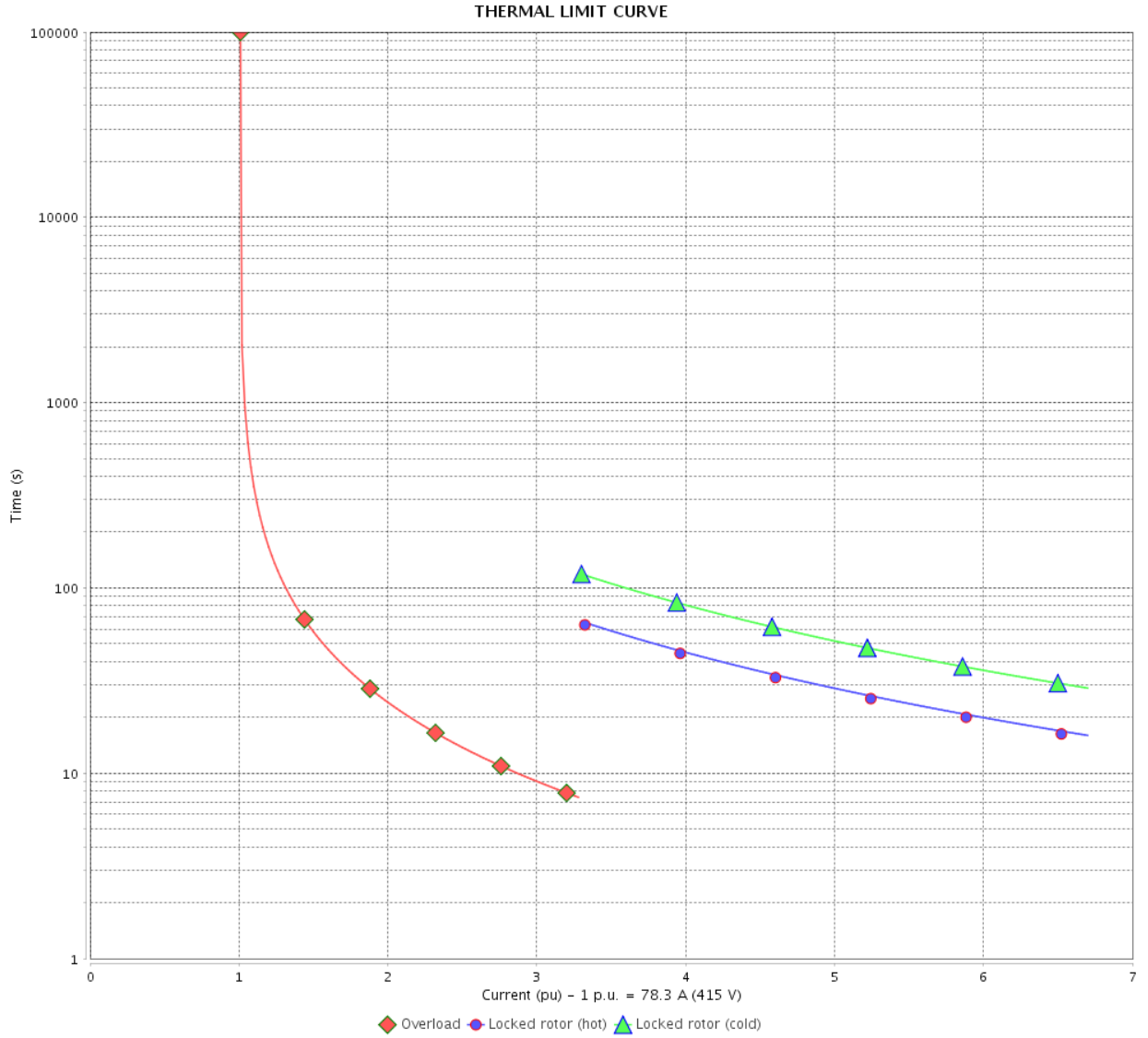
| Rev. | Changes Summary | Performed | Checked | Date |
|--------------|-----------------|-----------|---------|----------|
| | | | | |
| Performed by | | | | |
| Checked by | | | Page | Revision |
| Date | 12/04/2022 | | 28 / 36 | |

THERMAL LIMIT CURVE

Three Phase Induction Motor - Squirrel Cage



Customer : _____



| Rev. | Changes Summary | Performed | Checked | Date |
|--------------|-----------------|------------|---------|----------|
| | | | | |
| Performed by | | Page | | Revision |
| Checked by | | 29 / 36 | | |
| Date | | 12/04/2022 | | |

VFD OPERATION CURVE

Three Phase Induction Motor - Squirrel Cage

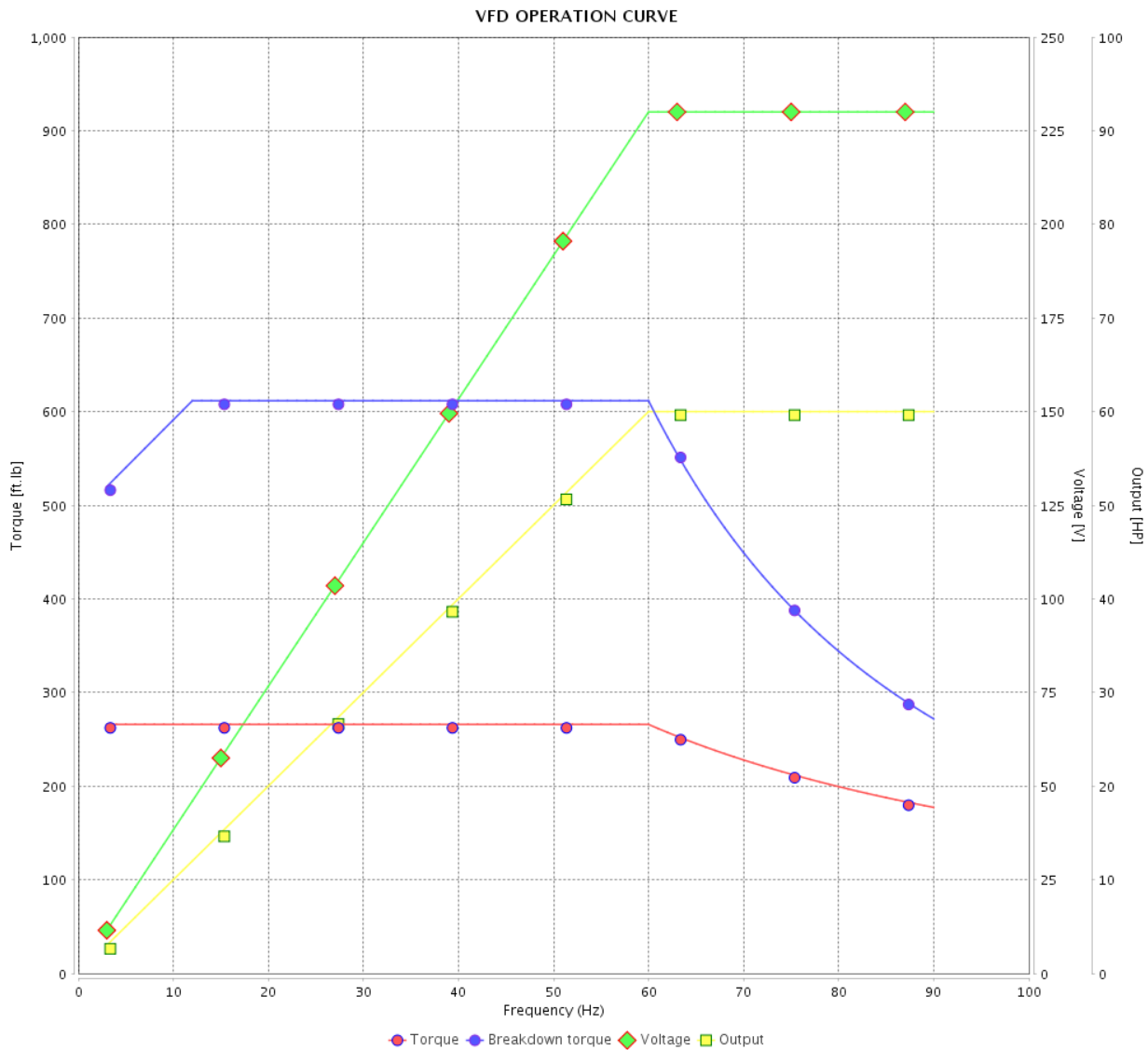


Customer :

Product line : NEMA Premium Efficiency Three-Phase

Product code : 12140630

Catalog # : 06012ET3ERB404T-W22



Performance : 230/460 V 60 Hz 6P

Rated current : 139/69.5 A
 LRC : 7.1
 Rated torque : 266 ft.lb
 Locked rotor torque : 200 %
 Breakdown torque : 229 %
 Rated speed : 1185 rpm

Moment of inertia (J) : 36.9 sq.ft.lb
 Duty cycle : Cont.(S1)
 Insulation class : F
 Service factor : 1.25
 Temperature rise : 80 K
 Design : B

| Rev. | Changes Summary | Performed | Checked | Date |
|--------------|-----------------|-----------|---------|----------|
| | | | | |
| Performed by | | | Page | Revision |
| Checked by | | | | |
| Date | | | | |

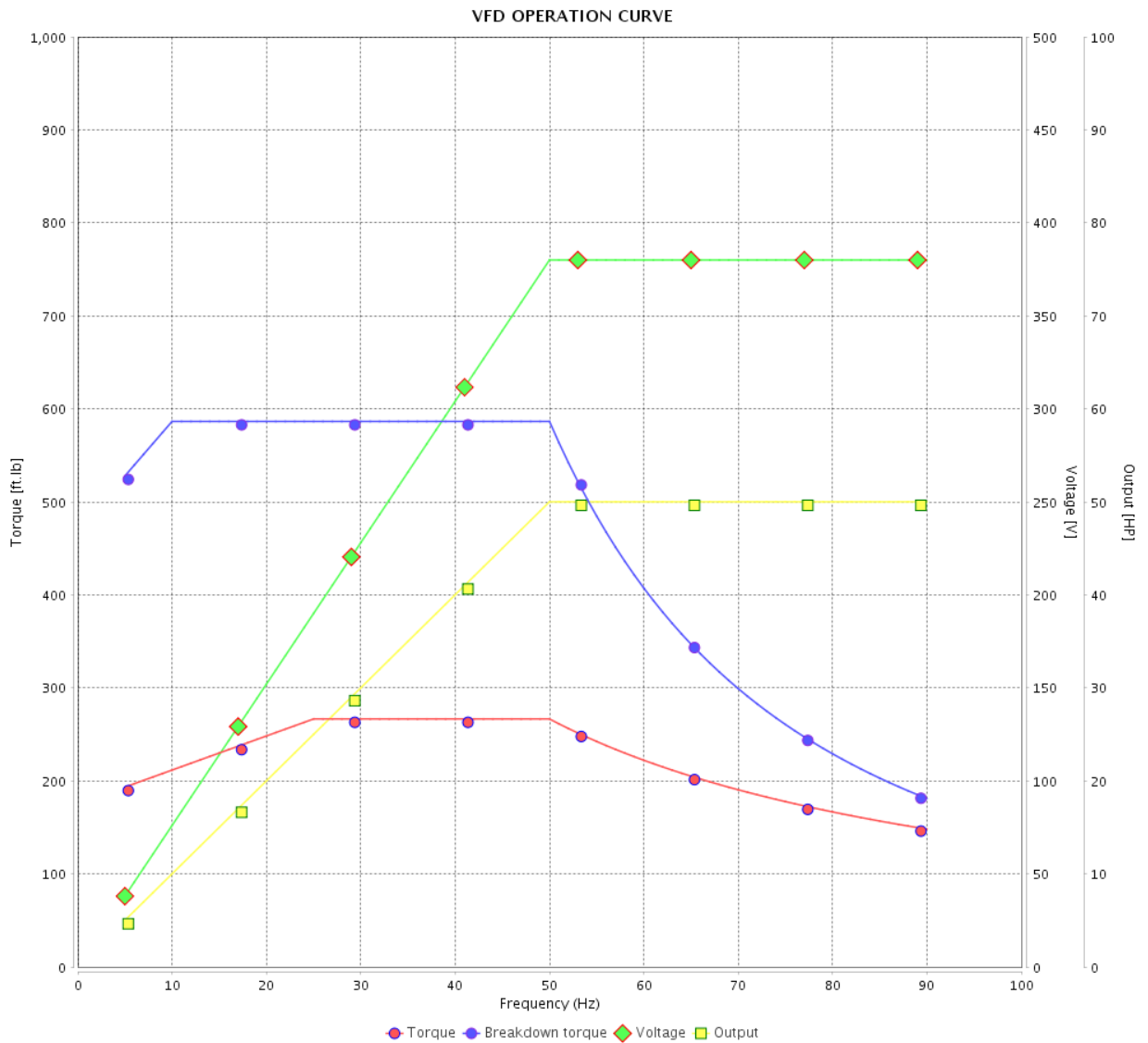
VFD OPERATION CURVE

Three Phase Induction Motor - Squirrel Cage



Customer :

Product line : NEMA Premium Efficiency Three-Phase
 Product code : 12140630
 Catalog # : 06012ET3ERB404T-W22



Performance : 380 V 50 Hz 6P IE3

| | | | |
|---------------------|-------------|-----------------------|-----------------|
| Rated current | : 69.3 A | Moment of inertia (J) | : 36.9 sq.ft.lb |
| LRC | : 6.6 | Duty cycle | : Cont.(S1) |
| Rated torque | : 267 ft.lb | Insulation class | : F |
| Locked rotor torque | : 180 % | Service factor | : 1.00 |
| Breakdown torque | : 220 % | Temperature rise | : 80 K |
| Rated speed | : 985 rpm | Design | : B |

| Rev. | Changes Summary | Performed | Checked | Date |
|--------------|-----------------|-----------|-----------------|----------|
| | | | | |
| Performed by | | | Page 31 / 36 | Revision |
| Checked by | | | | |
| Date | 12/04/2022 | | | |

VFD OPERATION CURVE

Three Phase Induction Motor - Squirrel Cage



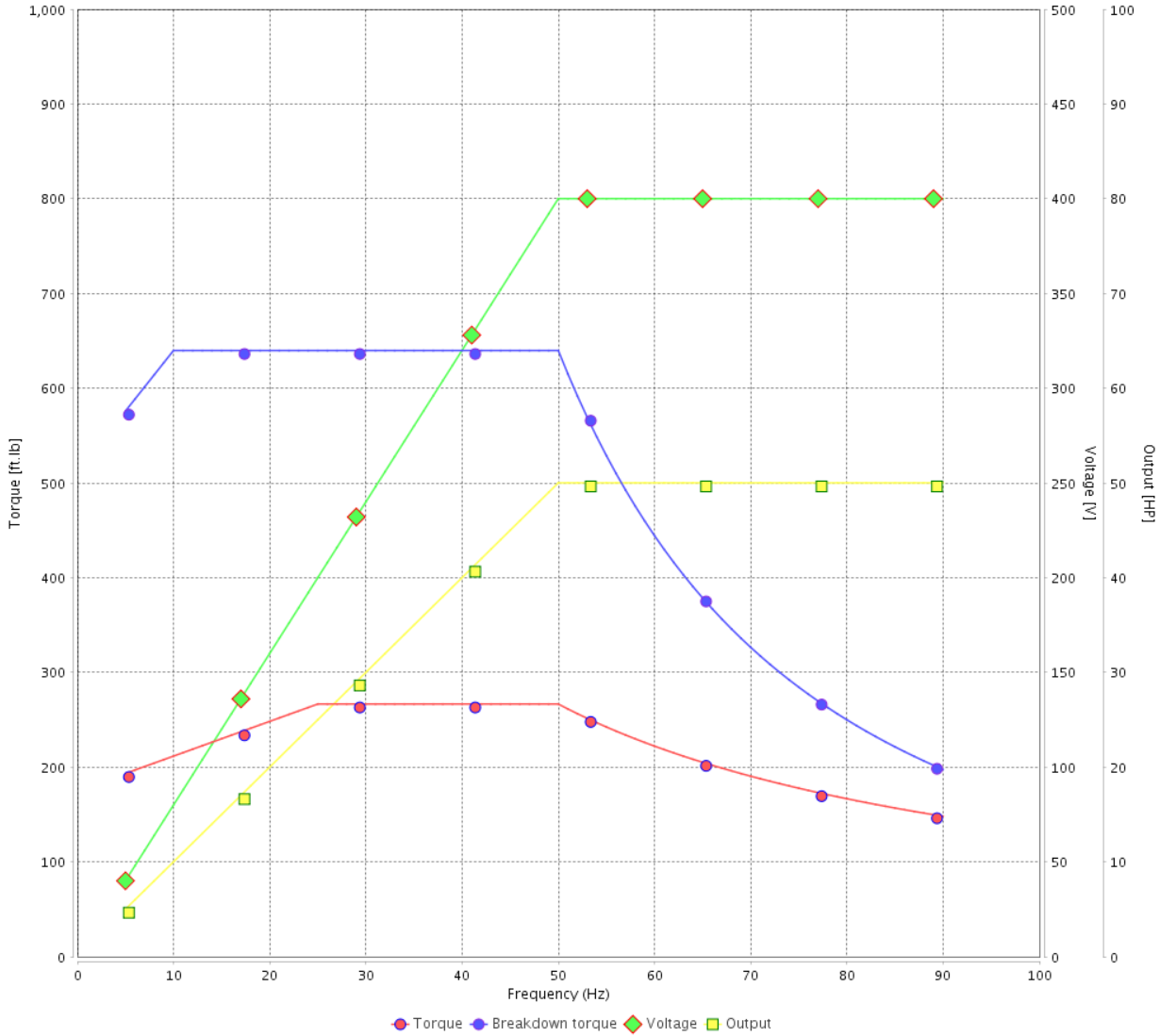
Customer :

Product line : NEMA Premium Efficiency Three-Phase

Product code : 12140630

Catalog # : 06012ET3ERB404T-W22

VFD OPERATION CURVE



Performance : 400 V 50 Hz 6P IE3

Rated current : 66.5 A
 LRC : 7.3
 Rated torque : 267 ft.lb
 Locked rotor torque : 220 %
 Breakdown torque : 240 %
 Rated speed : 985 rpm

Moment of inertia (J) : 36.9 sq.ft.lb
 Duty cycle : Cont.(S1)
 Insulation class : F
 Service factor : 1.00
 Temperature rise : 80 K
 Design : B

| Rev. | Changes Summary | Performed | Checked | Date |
|--------------|-----------------|-----------|-----------------|----------|
| | | | | |
| Performed by | | | Page 32 / 36 | Revision |
| Checked by | | | | |
| Date | 12/04/2022 | | | |

VFD OPERATION CURVE

Three Phase Induction Motor - Squirrel Cage

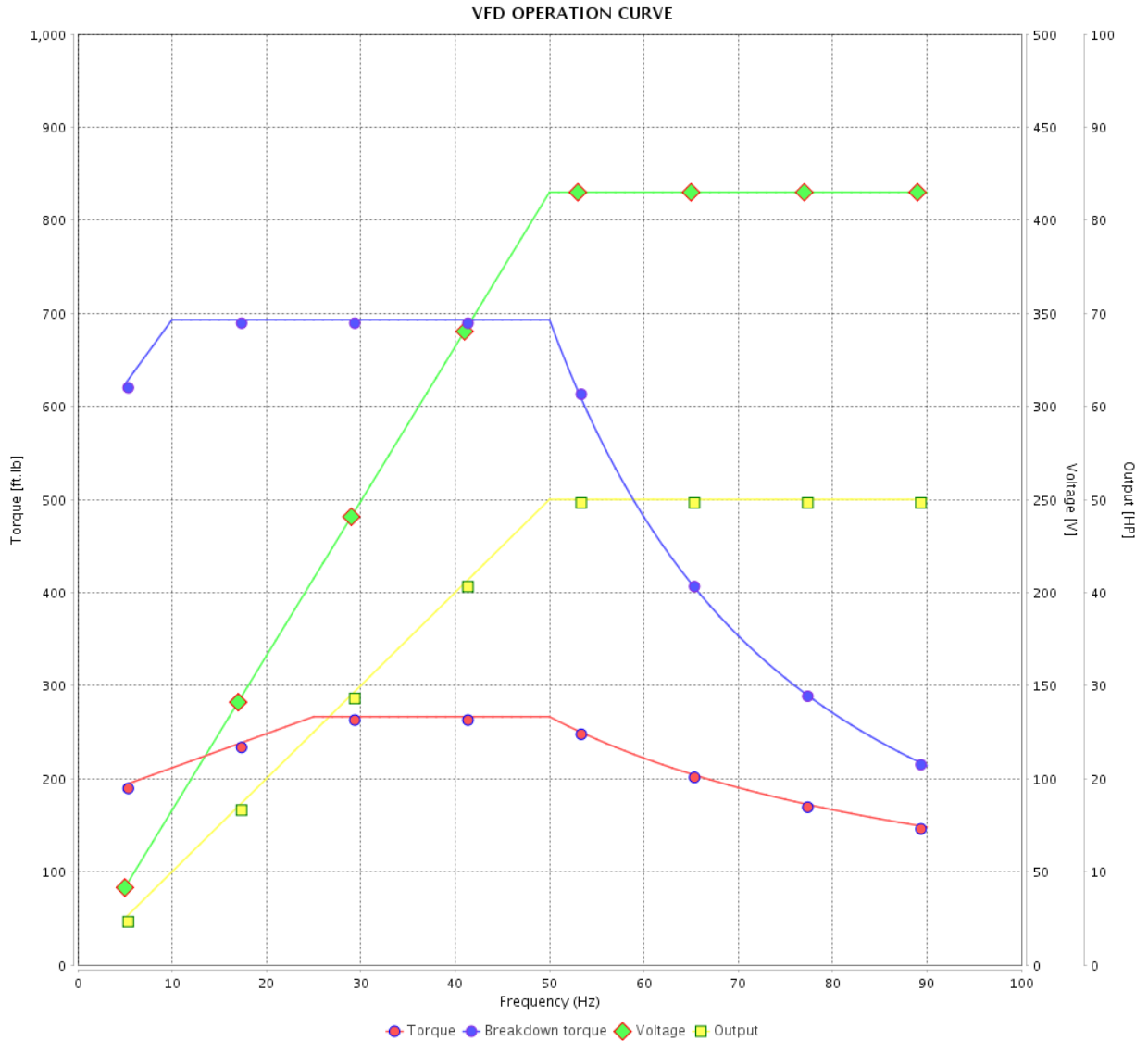


Customer :

Product line : NEMA Premium Efficiency Three-Phase

Product code : 12140630

Catalog # : 06012ET3ERB404T-W22



Performance : 415 V 50 Hz 6P IE3

Rated current : 64.8 A
 LRC : 7.8
 Rated torque : 267 ft.lb
 Locked rotor torque : 229 %
 Breakdown torque : 260 %
 Rated speed : 985 rpm

Moment of inertia (J) : 36.9 sq.ft.lb
 Duty cycle : Cont.(S1)
 Insulation class : F
 Service factor : 1.00
 Temperature rise : 80 K
 Design : B

| Rev. | Changes Summary | Performed | Checked | Date |
|--------------|-----------------|-----------|-----------------|----------|
| | | | | |
| Performed by | | | Page 33 / 36 | Revision |
| Checked by | | | | |
| Date | 12/04/2022 | | | |

VFD OPERATION CURVE

Three Phase Induction Motor - Squirrel Cage



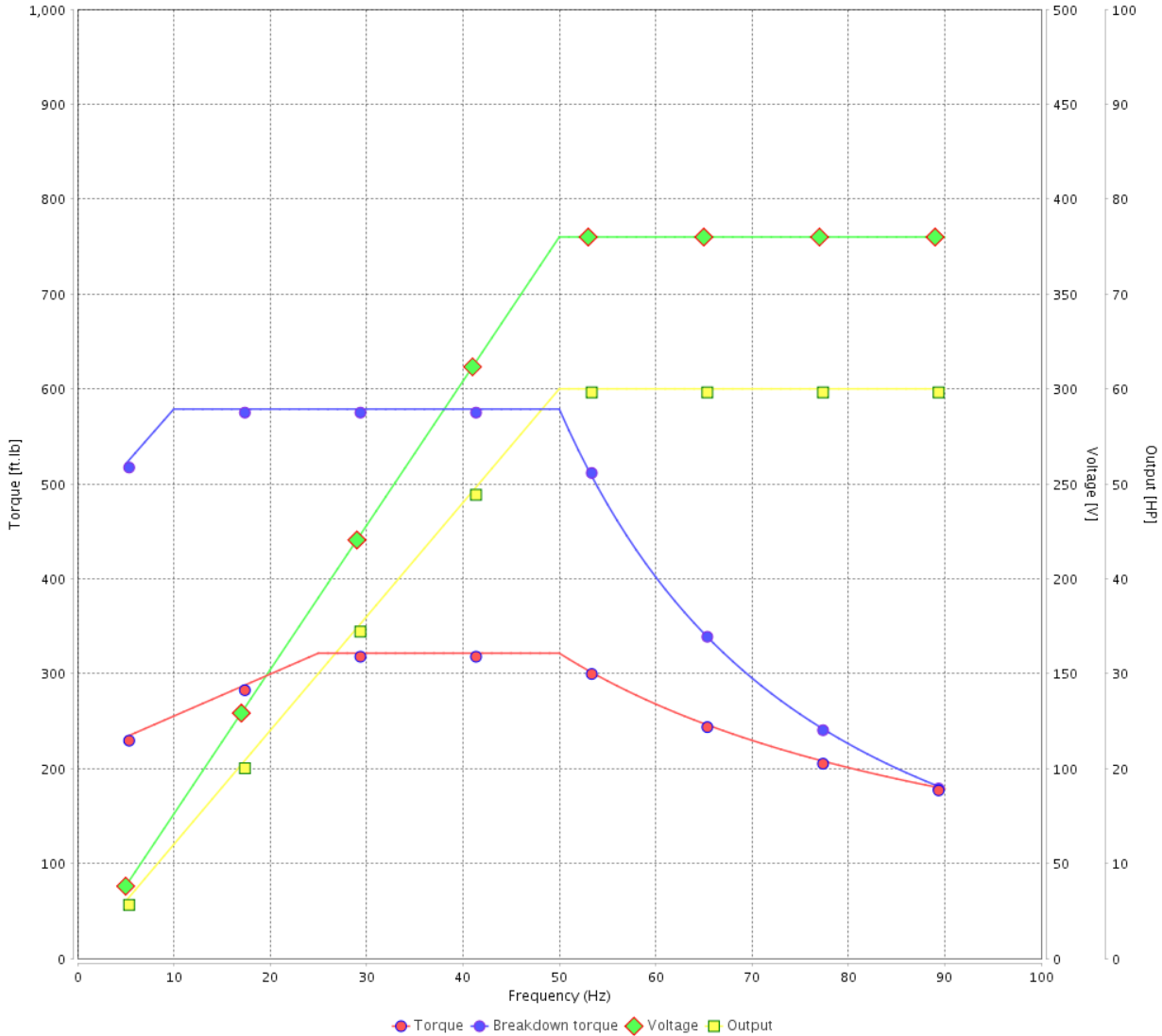
Customer :

Product line : NEMA Premium Efficiency Three-Phase

Product code : 12140630

Catalog # : 06012ET3ERB404T-W22

VFD OPERATION CURVE



Performance : 380 V 50 Hz 6P IE1

Rated current : 85.1 A
 LRC : 5.6
 Rated torque : 322 ft.lb
 Locked rotor torque : 150 %
 Breakdown torque : 180 %
 Rated speed : 980 rpm

Moment of inertia (J) : 36.9 sq.ft.lb
 Duty cycle : Cont.(S1)
 Insulation class : F
 Service factor : 1.00
 Temperature rise : 105 K
 Design : B

| Rev. | Changes Summary | Performed | Checked | Date |
|--------------|-----------------|-----------|---------|----------|
| | | | | |
| Performed by | | | Page | Revision |
| Checked by | | | | |
| Date | | | | |

VFD OPERATION CURVE

Three Phase Induction Motor - Squirrel Cage

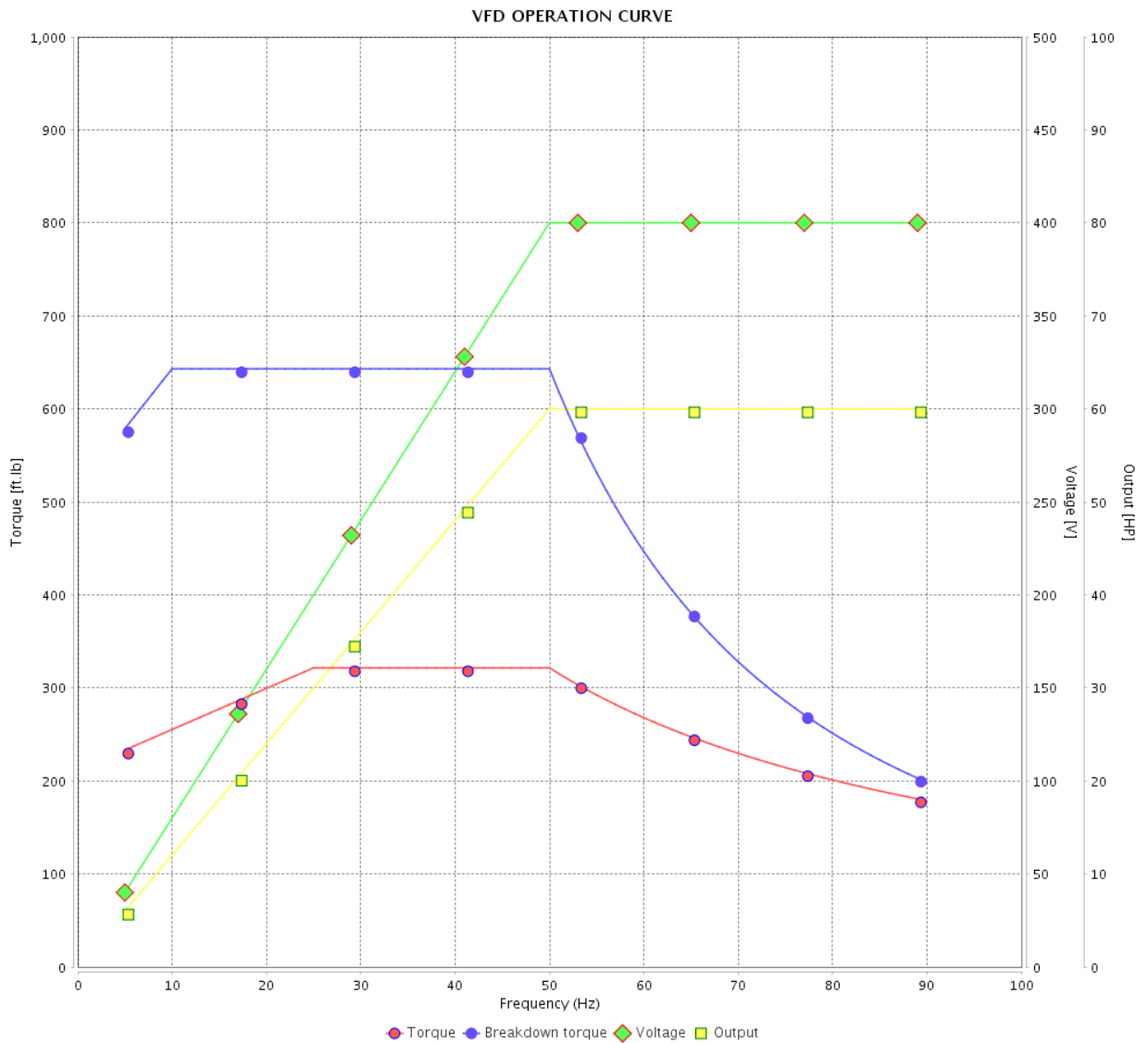


Customer :

Product line : NEMA Premium Efficiency Three-Phase

Product code : 12140630

Catalog # : 06012ET3ERB404T-W22



Performance : 400 V 50 Hz 6P IE2

Rated current : 80.3 A
 LRC : 6.2
 Rated torque : 322 ft.lb
 Locked rotor torque : 180 %
 Breakdown torque : 200 %
 Rated speed : 980 rpm

Moment of inertia (J) : 36.9 sq.ft.lb
 Duty cycle : Cont.(S1)
 Insulation class : F
 Service factor : 1.00
 Temperature rise : 105 K
 Design : B

| Rev. | Changes Summary | Performed | Checked | Date |
|--------------|-----------------|-----------|-----------------|----------|
| | | | | |
| Performed by | | | Page 35 / 36 | Revision |
| Checked by | | | | |
| Date | 12/04/2022 | | | |

VFD OPERATION CURVE

Three Phase Induction Motor - Squirrel Cage



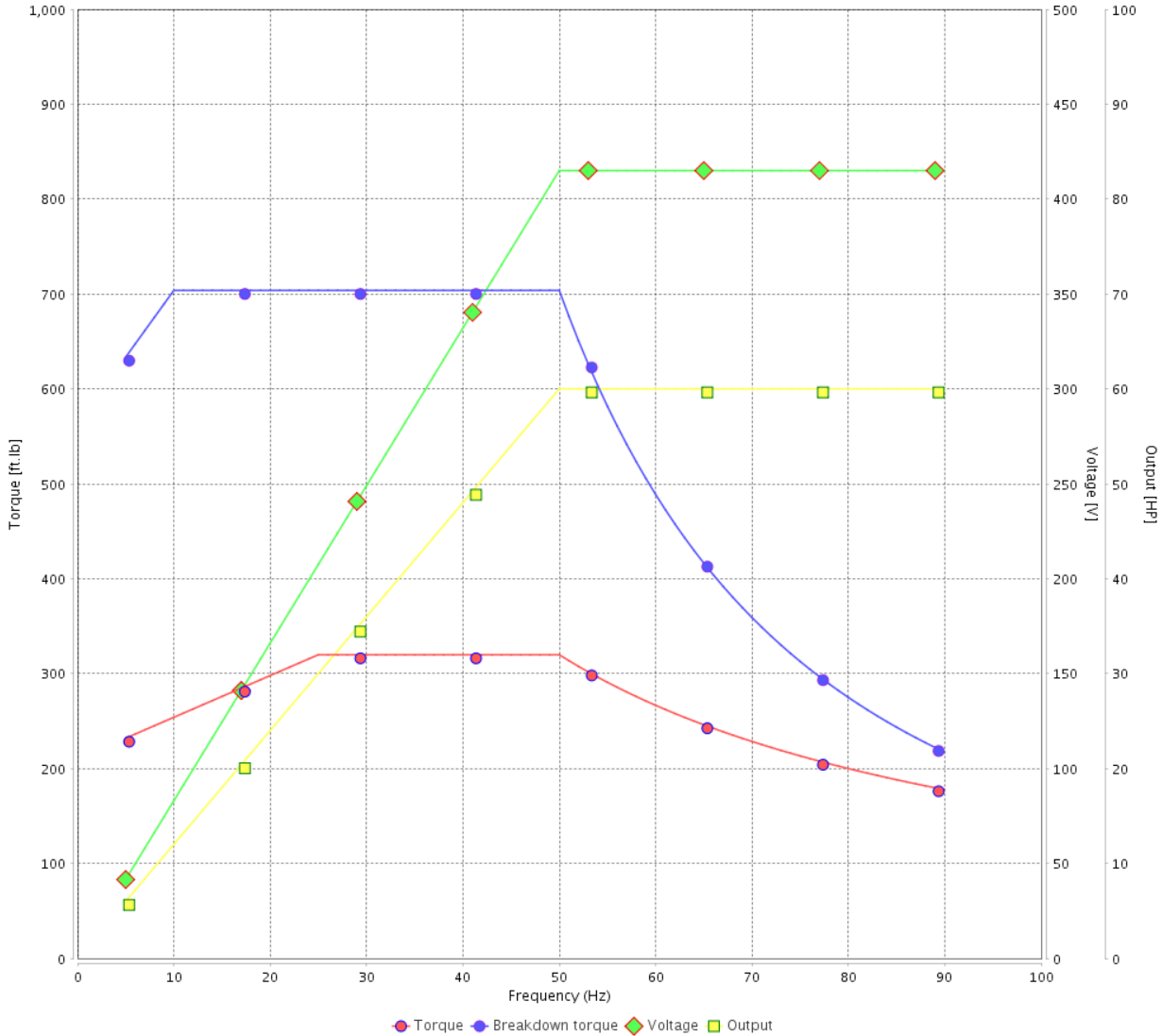
Customer :

Product line : NEMA Premium Efficiency Three-Phase

Product code : 12140630

Catalog # : 06012ET3ERB404T-W22

VFD OPERATION CURVE



Performance : 415 V 50 Hz 6P IE2

Rated current : 78.3 A
 LRC : 6.7
 Rated torque : 320 ft.lb
 Locked rotor torque : 190 %
 Breakdown torque : 220 %
 Rated speed : 985 rpm

Moment of inertia (J) : 36.9 sq.ft.lb
 Duty cycle : Cont.(S1)
 Insulation class : F
 Service factor : 1.00
 Temperature rise : 105 K
 Design : B

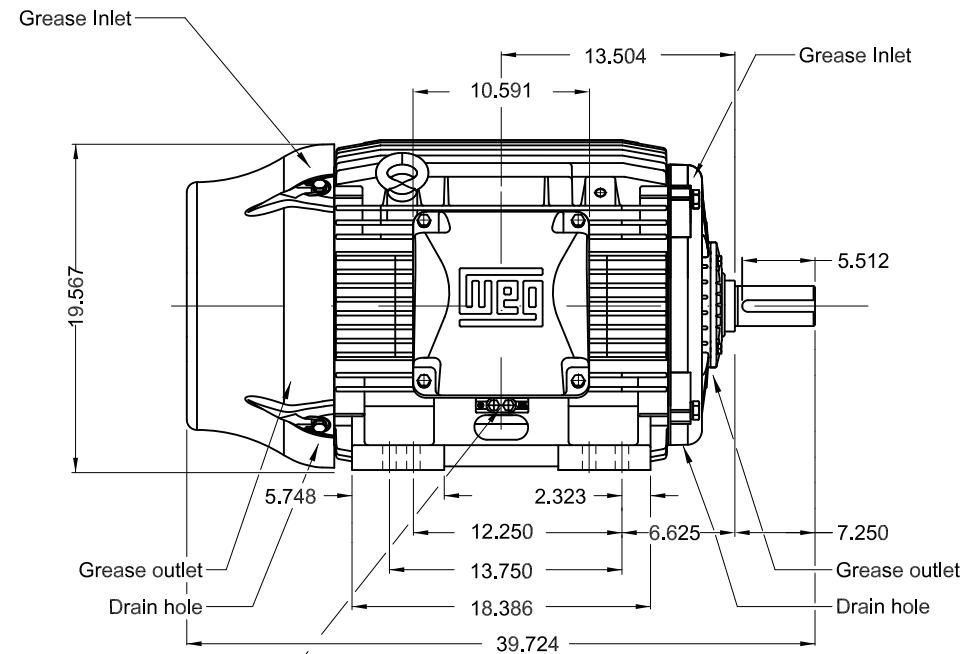
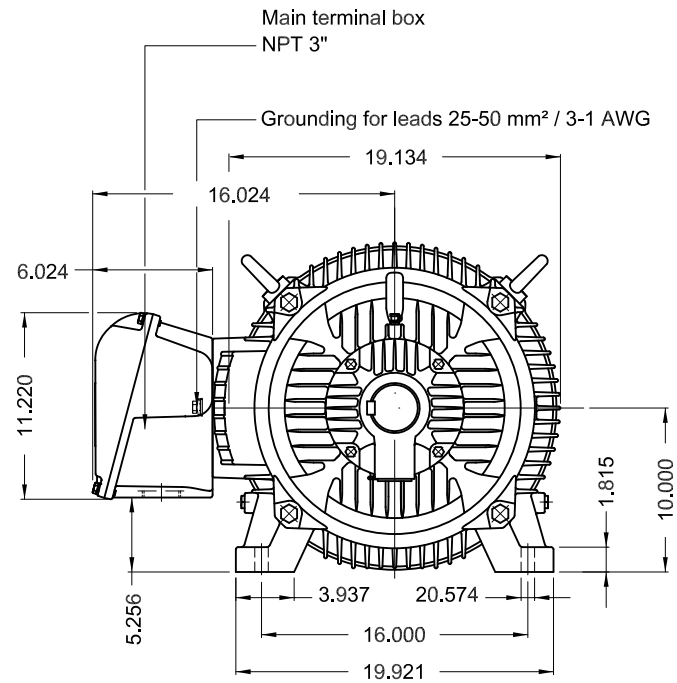
| Rev. | Changes Summary | Performed | Checked | Date |
|--------------|-----------------|-----------|-----------------|----------|
| | | | | |
| Performed by | | | Page 36 / 36 | Revision |
| Checked by | | | | |
| Date | 12/04/2022 | | | |

1 2 3 4 5 6

A

B

C

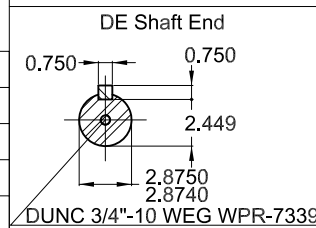


Grounding for leads 25-185 mm² / 3AWG-350MCM

D

E

- DE roller bearing
- Shaft locking device
- Color RAL 5009
- Painting plan 203A
- Mounting B3R(D)



60 HP 06 Poles 60 Hz A

| ECM | LOC | SUMMARY OF MODIFICATIONS | EXECUTED | CHECKED | RELEASED | DATE | VER |
|----------|-----------|--|---------------------|---------|----------|------|-----|
| EXECUTED | PIRWBUSER | THREE PH. MOTOR W22 PREM. EFF. FRAME 404/5T IP55 TEFC | | | | | |
| CHECKED | | | | | | | |
| RELEASED | | | | | | | |
| REL DT. | WMO | Jaragua do Sul | Product Engineering | SHEET | 1 / 1 | | |

PREVIEW
WDD





FOR SAFE AREA
Mod.TE1BFOXON
CC029A



For use on 60Hz
Class I, Div 2, Gr A, B, C and D - T3
Class I, Zone 2, IIC - T3
Class II, Div 2, Gr F and G - T4
For use on PWM: Gr. A, B, C, D and F,
VT 1000:1, CT 20:1, 1.00SF - T3A

MODEL 06012ET3ERB404T-W22

Inverter Duty Motor
Severe Duty

PH3 60Hz Fr. 404/5T 1000m.a.s.l. IP55 TEFC 1151lb

V 230/460

A 139/69.5

HP 60

kW 45

SF 1.25

SFA 174/86.9

RPM 1185

PF 0.86

AMB 40°C

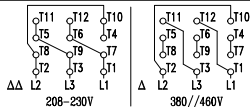
INS cl. F DT80K NEMA NOM EFF 94.5%

DUTY CONT.

DES B Code H

USABLE @208V 154A SF 1.10 SFA 169

60HP 45kW 50Hz 380V 85.1A 980RPM SF 1.00 EFF 92.4% (IE1)




→ NU-316-C3 (34g)

→ 6314-C3 (27g)



MOBIL POLYREX EM (12000h)



MADE IN BRAZIL
12140630