

DATA SHEET



Three Phase Induction Motor - Squirrel Cage

Customer :								
Product line	: NEMA Premium Efficiency Three-Phase	Product code :	11165649					
		Catalog # :	07512ET3ERB405T-W22					
Frame	: 404/5T	Cooling method	: IC411 - TEFC					
Insulation class	: F	Mounting	: F-1					
Duty cycle	: Cont.(S1)	Rotation ¹	: Both (CW and CCW)					
Ambient temperature	: -20°C to +40°C	Starting method	: Direct On Line					
Altitude	: 1000 m.a.s.l.	Approx. weight ²	: 1202 lb					
Protection degree	: IP55	Moment of inertia (J)	: 40.2 sq.ft.lb					
Design	: B							
Output [HP]	75	60	60	60	75	75	75	
Poles	6	6	6	6	6	6	6	
Frequency [Hz]	60	50	50	50	50	50	50	
Rated voltage [V]	230/460	380	400	415	380	400	415	
Rated current [A]	170/84.9	85.5	83.2	82.1	104	99.3	95.7	
L. R. Amperes [A]	1087/543	547	574	599	541	566	593	
LRC [A]	6.4x(Code G)	6.4x(Code G)	6.9x(Code H)	7.3x(Code J)	5.2x(Code E)	5.7x(Code F)	6.2x(Code G)	
No load current [A]	60.0/30.0	29.7	31.8	33.5	29.7	31.8	33.5	
Rated speed [RPM]	1184	985	985	985	978	981	983	
Slip [%]	1.33	1.50	1.50	1.50	2.20	1.90	1.70	
Rated torque [ft.lb]	333	320	320	320	403	401	401	
Locked rotor torque [%]	229	200	240	270	170	190	210	
Breakdown torque [%]	229	240	270	290	180	200	220	
Service factor	1.25	1.00	1.00	1.00	1.00	1.00	1.00	
Temperature rise	80 K	80 K	80 K	80 K	105 K	105 K	105 K	
Locked rotor time	30s (cold) 17s (hot)	61s (cold) 34s (hot)	57s (cold) 32s (hot)	54s (cold) 30s (hot)	25s (cold) 14s (hot)	25s (cold) 14s (hot)	25s (cold) 14s (hot)	
Noise level ²	68.0 dB(A)	64.0 dB(A)	64.0 dB(A)	64.0 dB(A)	64.0 dB(A)	64.0 dB(A)	64.0 dB(A)	
Efficiency (%)	25%	94.0	93.3	93.3	93.3	91.4	92.0	92.1
	50%	94.1	93.5	93.5	93.5	91.8	92.4	92.4
	75%	94.5	94.0	94.0	94.0	92.2	92.8	92.8
	100%	94.5	94.1	94.1	94.1	92.4	93.0	93.0
Power Factor	25%	0.49	0.44	0.40	0.38	0.55	0.51	0.49
	50%	0.74	0.66	0.62	0.60	0.79	0.76	0.74
	75%	0.83	0.79	0.75	0.74	0.85	0.84	0.83
	100%	0.86	0.85	0.83	0.81	0.87	0.86	0.86
Bearing type	: NU-316 C3	6314 C3	Foundation loads					
Sealing	: WSeal	WSeal	Max. traction	: 2045 lb				
Lubrication interval	: 12000 h	17000 h	Max. compression	: 3247 lb				
Lubricant amount	: 34 g	27 g						
Lubricant type	: Mobil Polyrex EM							
Notes								
USABLE @208V 188A SF 1.10 SFA 207A								
This revision replaces and cancel the previous one, which must be eliminated. (1) Looking the motor from the shaft end. (2) Measured at 1m and with tolerance of +3dB(A). (3) Approximate weight subject to changes after manufacturing process. (4) At 100% of full load.				These are average values based on tests with sinusoidal power supply, subject to the tolerances stipulated in NEMA MG-1.				
Rev.	Changes Summary			Performed	Checked	Date		
Performed by								
Checked by						Page	Revision	
Date	13/04/2022					1 / 36		

TORQUE AND CURRENT VS SPEED CURVE

Three Phase Induction Motor - Squirrel Cage



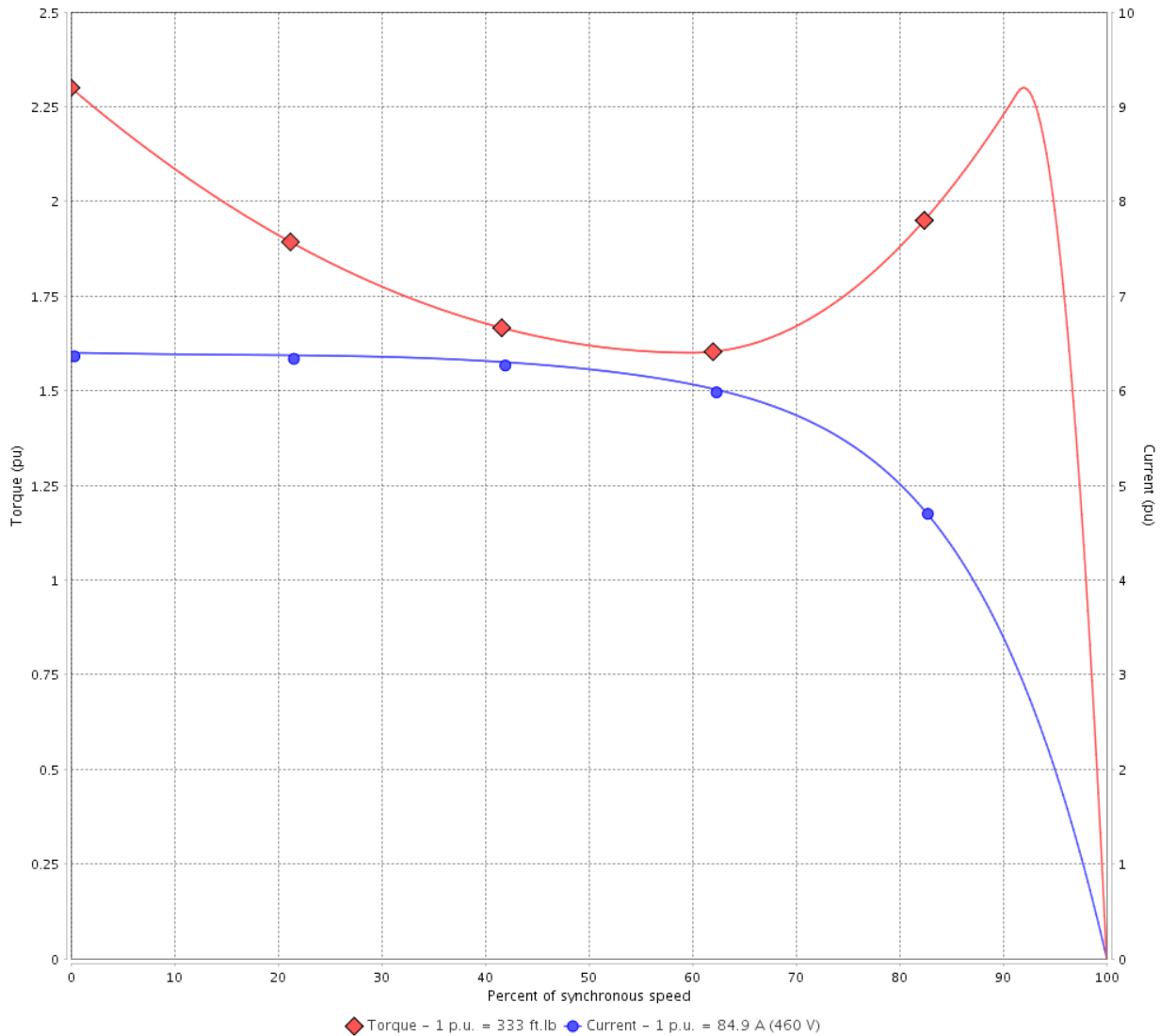
Customer :

Product line : NEMA Premium Efficiency Three-Phase

Product code : 11165649

Catalog # : 07512ET3ERB405T-W22

TORQUE AND CURRENT VS SPEED CURVE



Performance : 230/460 V 60 Hz 6P

Rated current	: 170/84.9 A	Moment of inertia (J)	: 40.2 sq.ft.lb
LRC	: 6.4	Duty cycle	: Cont.(S1)
Rated torque	: 333 ft.lb	Insulation class	: F
Locked rotor torque	: 229 %	Service factor	: 1.25
Breakdown torque	: 229 %	Temperature rise	: 80 K
Rated speed	: 1184 rpm	Design	: B

Locked rotor time : 30s (cold) 17s (hot)

Rev.	Changes Summary	Performed	Checked	Date
Performed by			Page 2 / 36	Revision
Checked by				
Date	13/04/2022			

TORQUE AND CURRENT VS SPEED CURVE



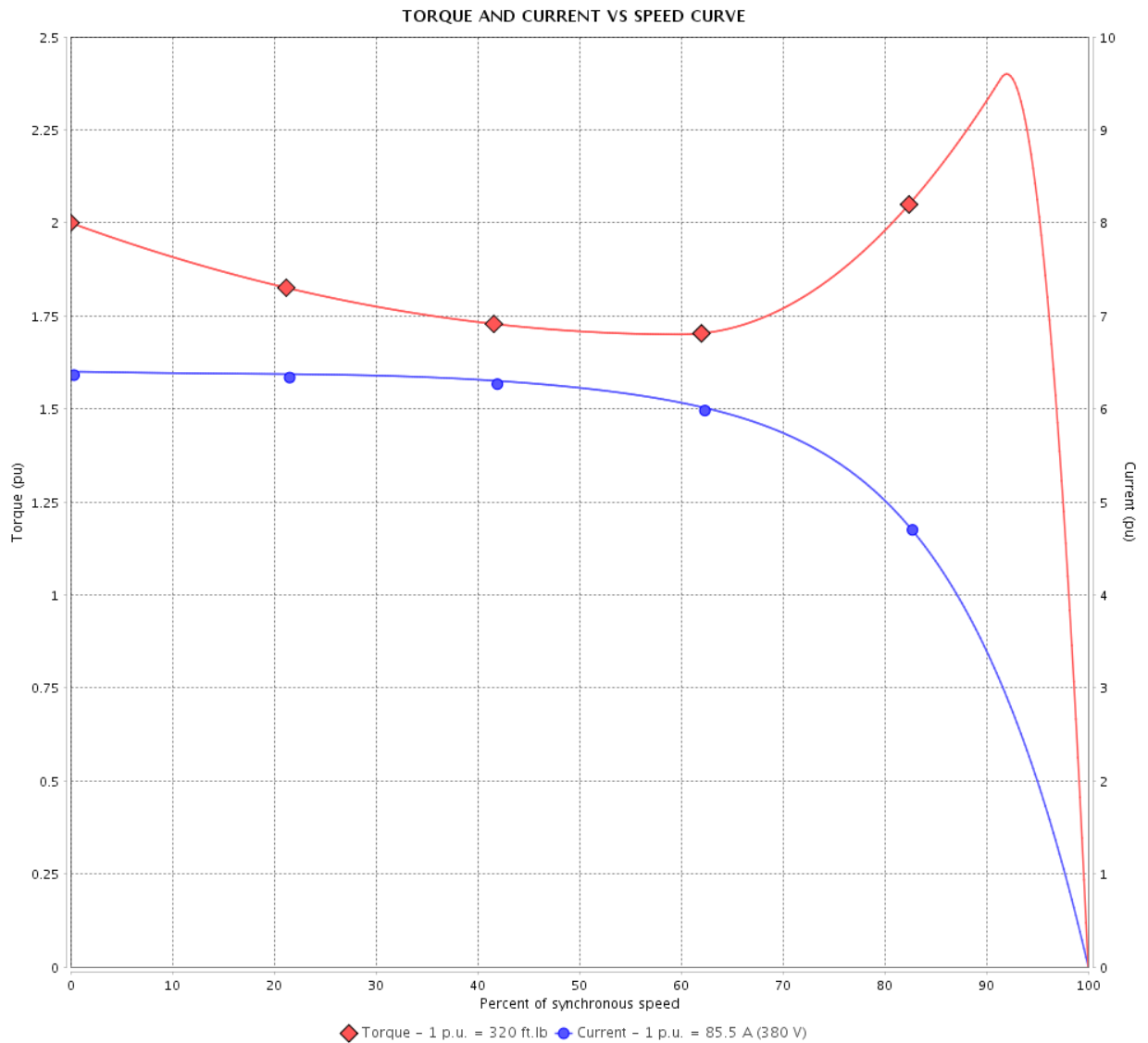
Three Phase Induction Motor - Squirrel Cage

Customer :

Product line : NEMA Premium Efficiency Three-Phase

Product code : 11165649

Catalog # : 07512ET3ERB405T-W22



Performance : 380 V 50 Hz 6P IE3

Rated current	: 85.5 A	Moment of inertia (J)	: 40.2 sq.ft.lb
LRC	: 6.4	Duty cycle	: Cont.(S1)
Rated torque	: 320 ft.lb	Insulation class	: F
Locked rotor torque	: 200 %	Service factor	: 1.00
Breakdown torque	: 240 %	Temperature rise	: 80 K
Rated speed	: 985 rpm	Design	: B

Locked rotor time : 61s (cold) 34s (hot)

Rev.	Changes Summary	Performed	Checked	Date
Performed by			Page 3 / 36	Revision
Checked by				
Date	13/04/2022			

TORQUE AND CURRENT VS SPEED CURVE

Three Phase Induction Motor - Squirrel Cage



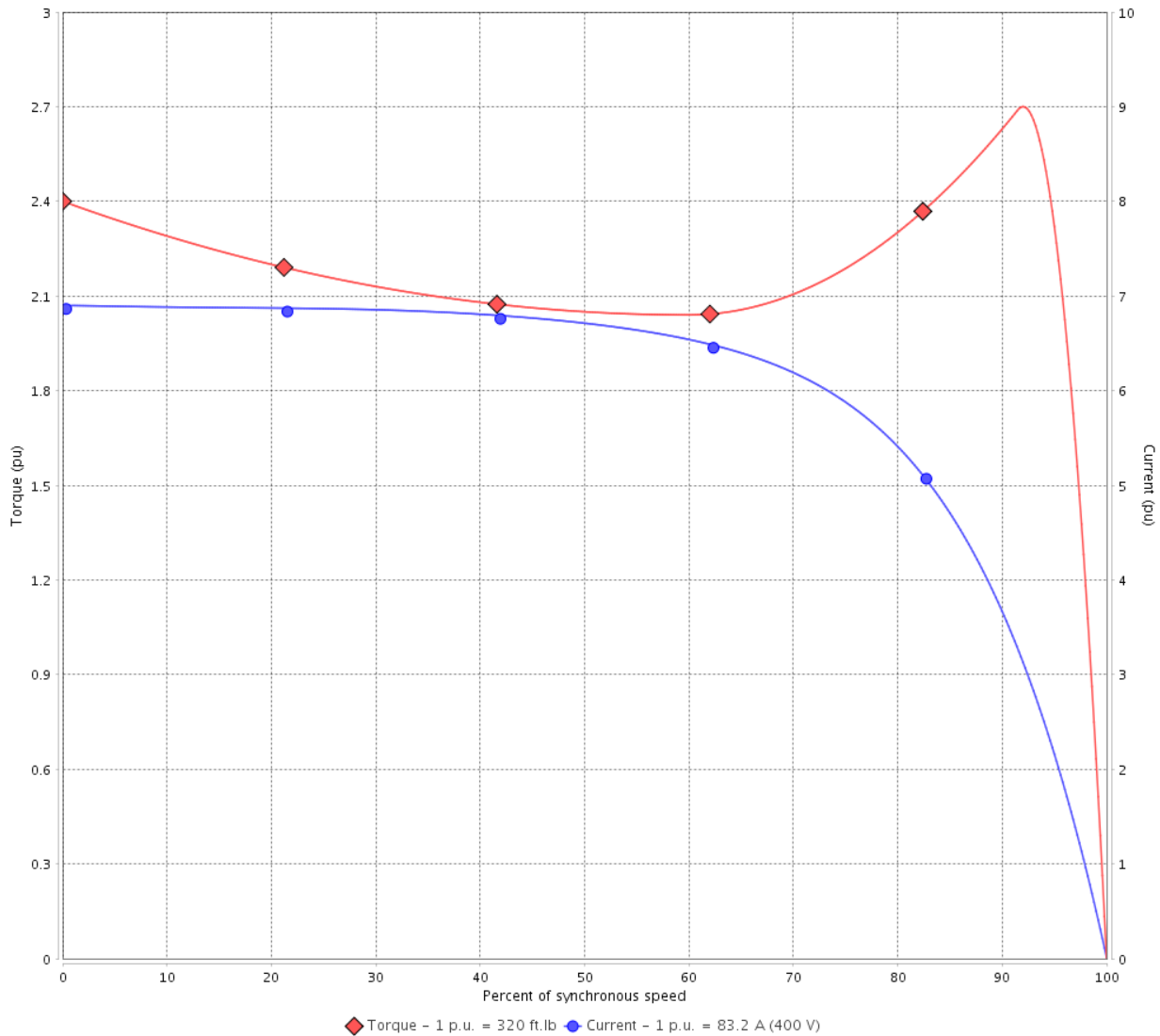
Customer :

Product line : NEMA Premium Efficiency Three-Phase

Product code : 11165649

Catalog # : 07512ET3ERB405T-W22

TORQUE AND CURRENT VS SPEED CURVE



Performance : 400 V 50 Hz 6P IE3

Rated current	: 83.2 A	Moment of inertia (J)	: 40.2 sq.ft.lb
LRC	: 6.9	Duty cycle	: Cont.(S1)
Rated torque	: 320 ft.lb	Insulation class	: F
Locked rotor torque	: 240 %	Service factor	: 1.00
Breakdown torque	: 270 %	Temperature rise	: 80 K
Rated speed	: 985 rpm	Design	: B

Locked rotor time : 57s (cold) 32s (hot)

Rev.	Changes Summary	Performed	Checked	Date
Performed by			Page 4 / 36	Revision
Checked by				
Date	13/04/2022			

TORQUE AND CURRENT VS SPEED CURVE



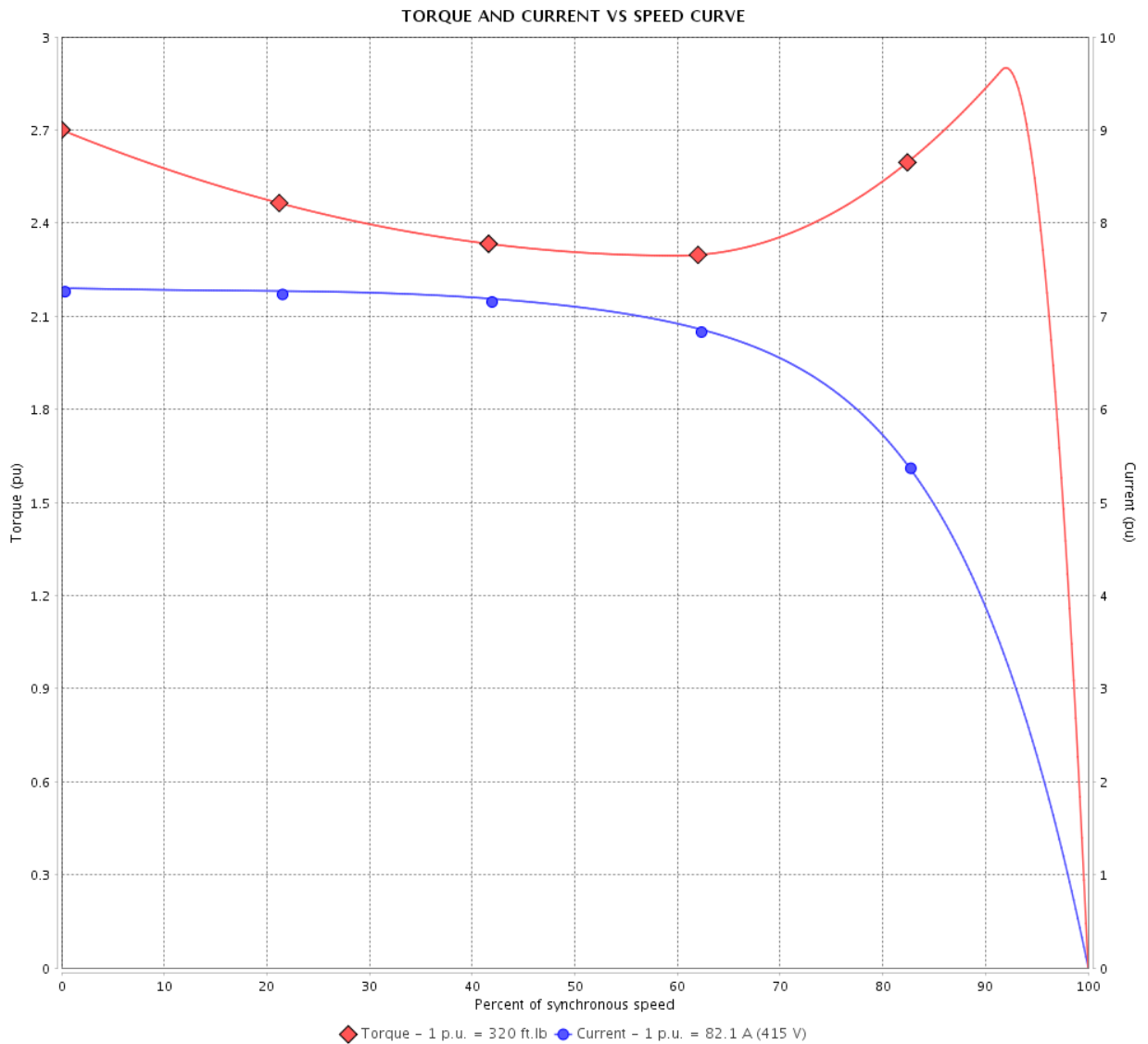
Three Phase Induction Motor - Squirrel Cage

Customer :

Product line : NEMA Premium Efficiency Three-Phase

Product code : 11165649

Catalog # : 07512ET3ERB405T-W22



Performance : 415 V 50 Hz 6P IE3

Rated current	: 82.1 A	Moment of inertia (J)	: 40.2 sq.ft.lb
LRC	: 7.3	Duty cycle	: Cont.(S1)
Rated torque	: 320 ft.lb	Insulation class	: F
Locked rotor torque	: 270 %	Service factor	: 1.00
Breakdown torque	: 290 %	Temperature rise	: 80 K
Rated speed	: 985 rpm	Design	: B

Locked rotor time : 54s (cold) 30s (hot)

Rev.	Changes Summary	Performed	Checked	Date
Performed by			Page 5 / 36	Revision
Checked by				
Date	13/04/2022			

TORQUE AND CURRENT VS SPEED CURVE

Three Phase Induction Motor - Squirrel Cage



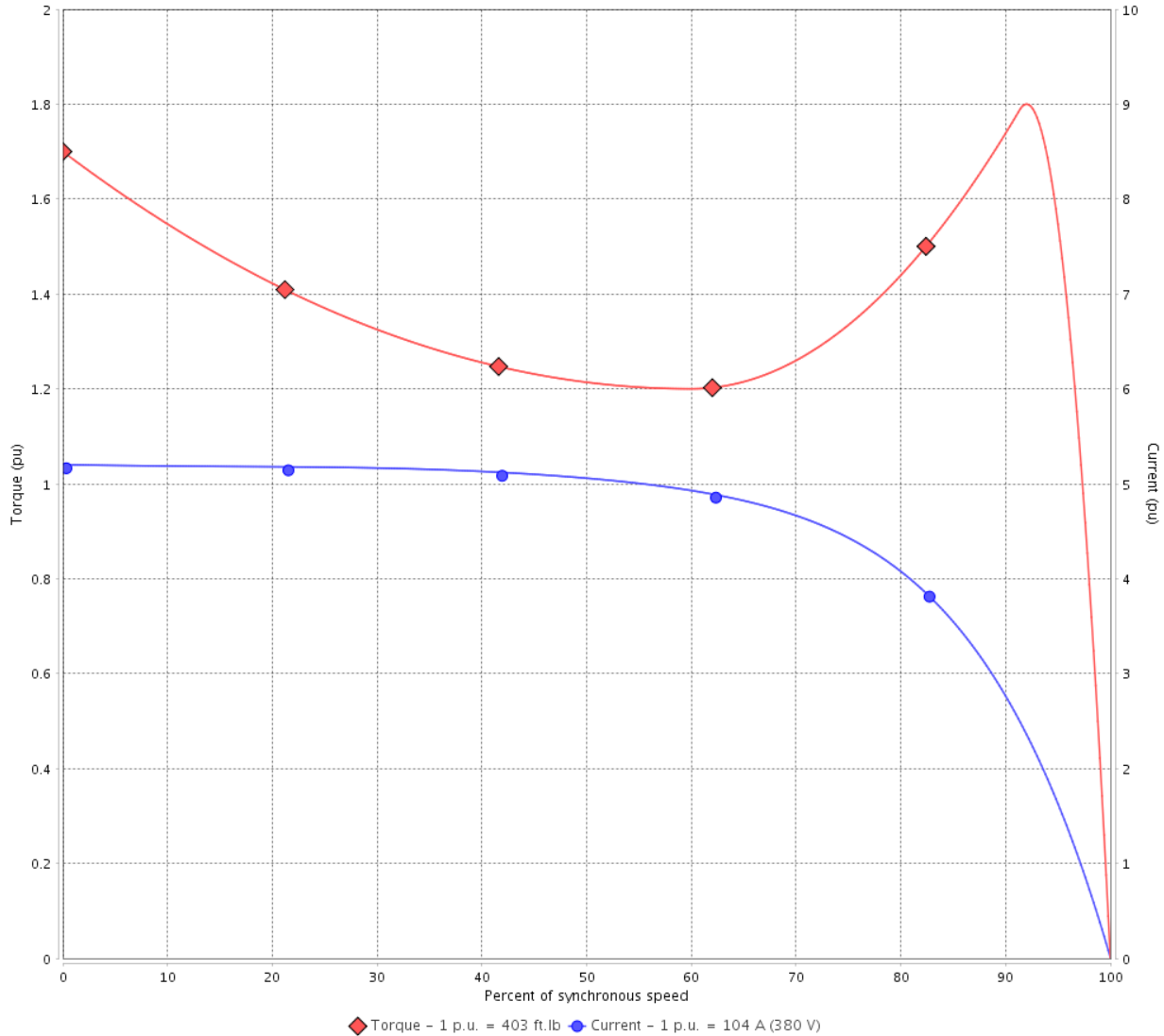
Customer :

Product line : NEMA Premium Efficiency Three-Phase

Product code : 11165649

Catalog # : 07512ET3ERB405T-W22

TORQUE AND CURRENT VS SPEED CURVE



Performance : 380 V 50 Hz 6P IE1

Rated current	: 104 A	Moment of inertia (J)	: 40.2 sq.ft.lb
LRC	: 5.2	Duty cycle	: Cont.(S1)
Rated torque	: 403 ft.lb	Insulation class	: F
Locked rotor torque	: 170 %	Service factor	: 1.00
Breakdown torque	: 180 %	Temperature rise	: 105 K
Rated speed	: 978 rpm	Design	: B

Locked rotor time : 25s (cold) 14s (hot)

Rev.	Changes Summary	Performed	Checked	Date
Performed by			Page 6 / 36	Revision
Checked by				
Date	13/04/2022			

TORQUE AND CURRENT VS SPEED CURVE



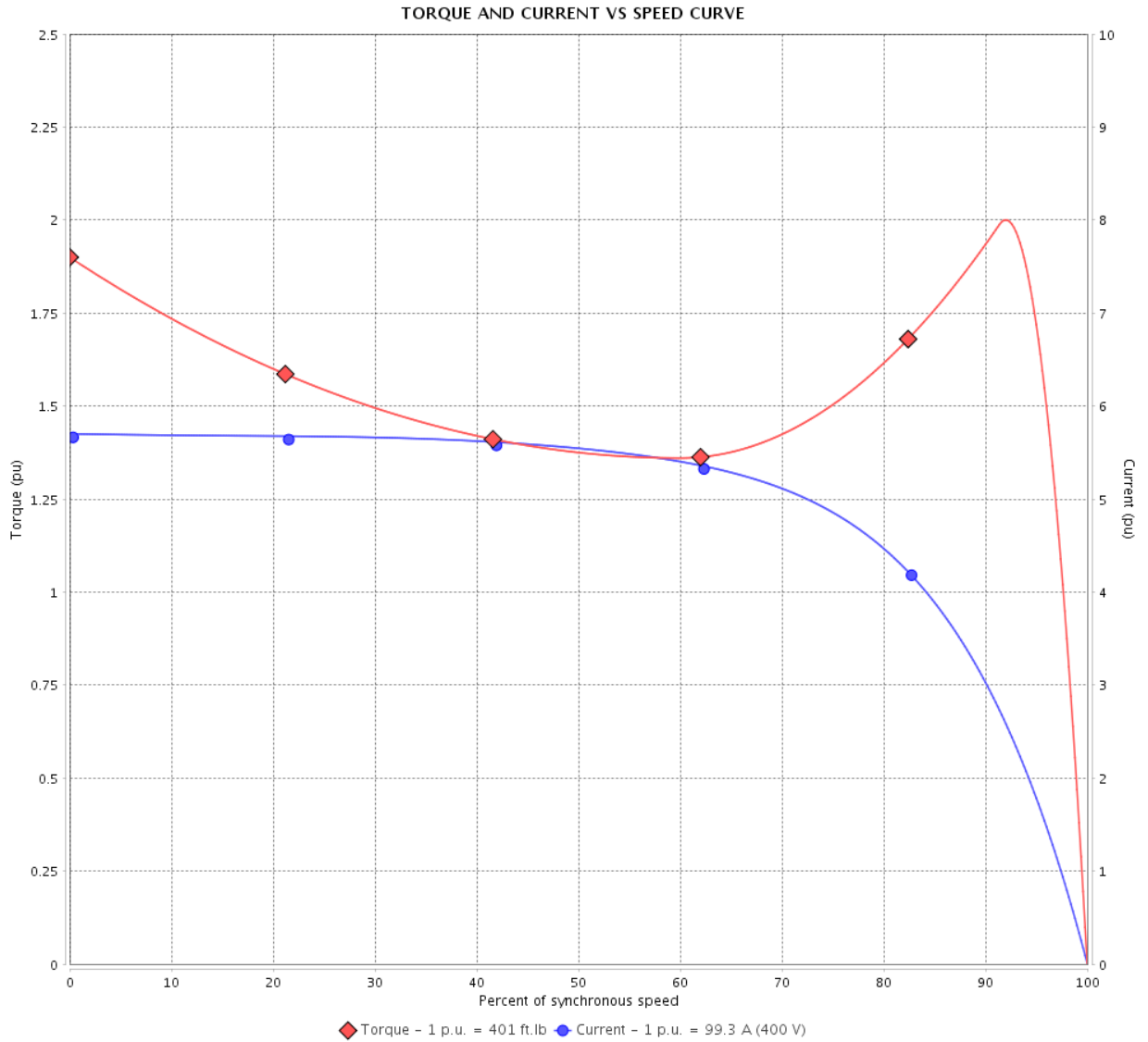
Three Phase Induction Motor - Squirrel Cage

Customer :

Product line : NEMA Premium Efficiency Three-Phase

Product code : 11165649

Catalog # : 07512ET3ERB405T-W22



Performance : 400 V 50 Hz 6P IE1

Rated current	: 99.3 A	Moment of inertia (J)	: 40.2 sq.ft.lb
LRC	: 5.7	Duty cycle	: Cont.(S1)
Rated torque	: 401 ft.lb	Insulation class	: F
Locked rotor torque	: 190 %	Service factor	: 1.00
Breakdown torque	: 200 %	Temperature rise	: 105 K
Rated speed	: 981 rpm	Design	: B

Locked rotor time : 25s (cold) 14s (hot)

Rev.	Changes Summary	Performed	Checked	Date
Performed by			Page 7 / 36	Revision
Checked by				
Date	13/04/2022			

TORQUE AND CURRENT VS SPEED CURVE

Three Phase Induction Motor - Squirrel Cage



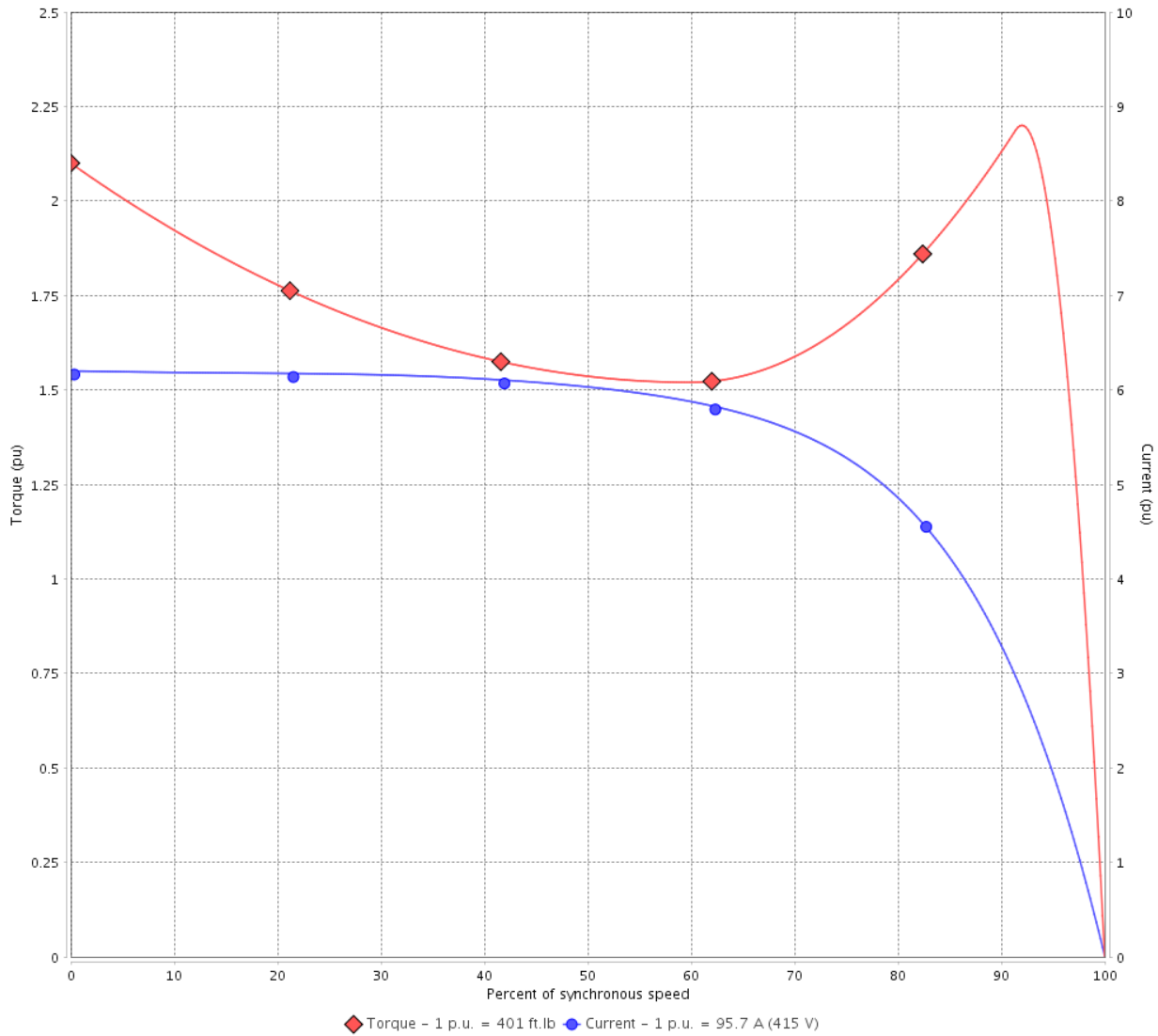
Customer :

Product line : NEMA Premium Efficiency Three-Phase

Product code : 11165649

Catalog # : 07512ET3ERB405T-W22

TORQUE AND CURRENT VS SPEED CURVE



Performance : 415 V 50 Hz 6P IE1

Rated current	: 95.7 A	Moment of inertia (J)	: 40.2 sq.ft.lb
LRC	: 6.2	Duty cycle	: Cont.(S1)
Rated torque	: 401 ft.lb	Insulation class	: F
Locked rotor torque	: 210 %	Service factor	: 1.00
Breakdown torque	: 220 %	Temperature rise	: 105 K
Rated speed	: 983 rpm	Design	: B

Locked rotor time : 25s (cold) 14s (hot)

Rev.	Changes Summary	Performed	Checked	Date
Performed by			Page 8 / 36	Revision
Checked by				
Date	13/04/2022			

LOAD PERFORMANCE CURVE

Three Phase Induction Motor - Squirrel Cage

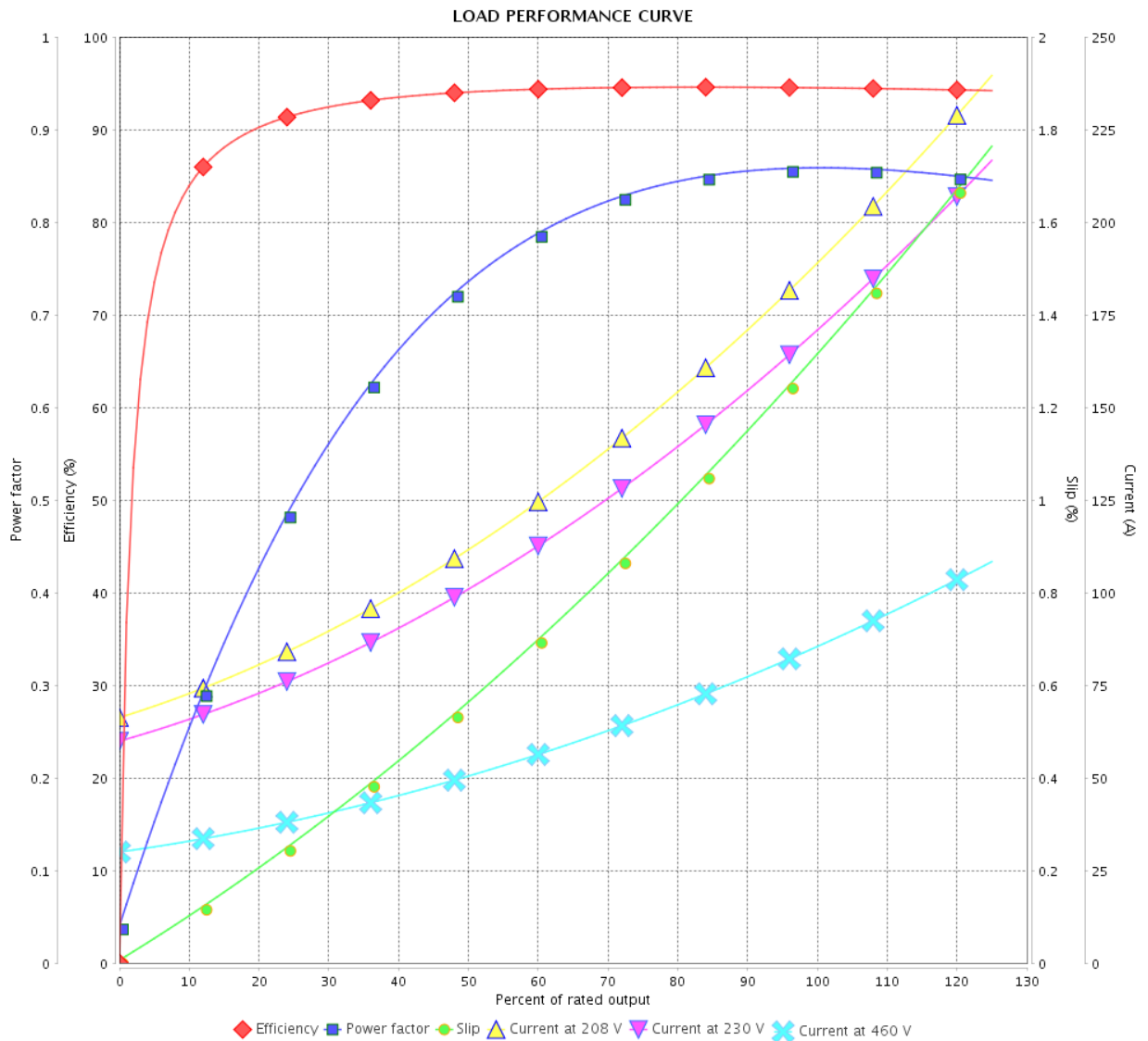


Customer :

Product line : NEMA Premium Efficiency Three-Phase

Product code : 11165649

Catalog # : 07512ET3ERB405T-W22



Performance : 230/460 V 60 Hz 6P

Rated current : 170/84.9 A
 LRC : 6.4
 Rated torque : 333 ft.lb
 Locked rotor torque : 229 %
 Breakdown torque : 229 %
 Rated speed : 1184 rpm

Moment of inertia (J) : 40.2 sq.ft.lb
 Duty cycle : Cont.(S1)
 Insulation class : F
 Service factor : 1.25
 Temperature rise : 80 K
 Design : B

Rev.	Changes Summary	Performed	Checked	Date
Performed by			Page	Revision
Checked by				
Date				

LOAD PERFORMANCE CURVE

Three Phase Induction Motor - Squirrel Cage

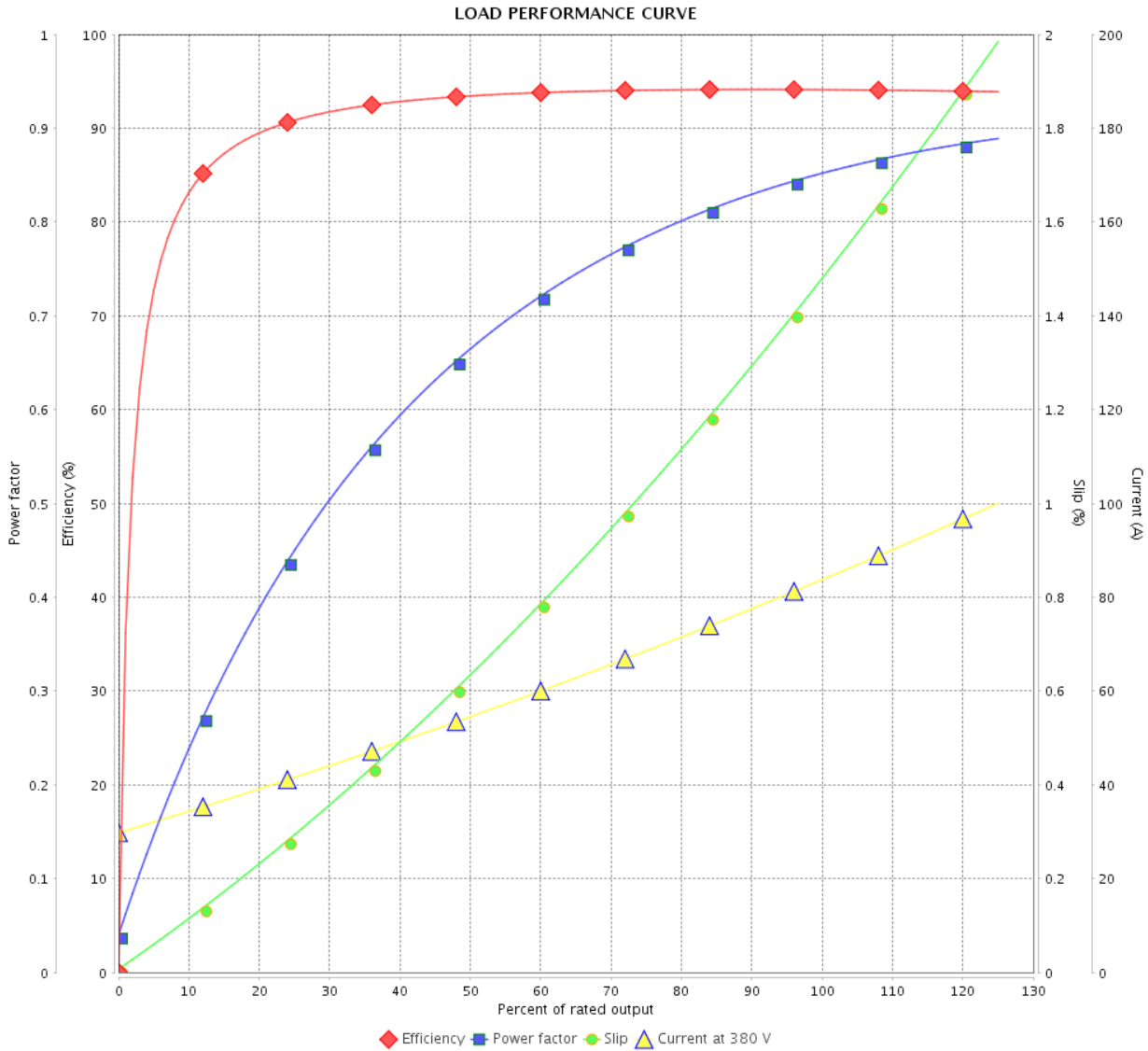


Customer :

Product line : NEMA Premium Efficiency Three-Phase

Product code : 11165649

Catalog # : 07512ET3ERB405T-W22



Performance : 380 V 50 Hz 6P IE3

Rated current	: 85.5 A	Moment of inertia (J)	: 40.2 sq.ft.lb
LRC	: 6.4	Duty cycle	: Cont.(S1)
Rated torque	: 320 ft.lb	Insulation class	: F
Locked rotor torque	: 200 %	Service factor	: 1.00
Breakdown torque	: 240 %	Temperature rise	: 80 K
Rated speed	: 985 rpm	Design	: B

Rev.	Changes Summary	Performed	Checked	Date
Performed by			Page	Revision
Checked by			10 / 36	
Date	13/04/2022			

LOAD PERFORMANCE CURVE

Three Phase Induction Motor - Squirrel Cage

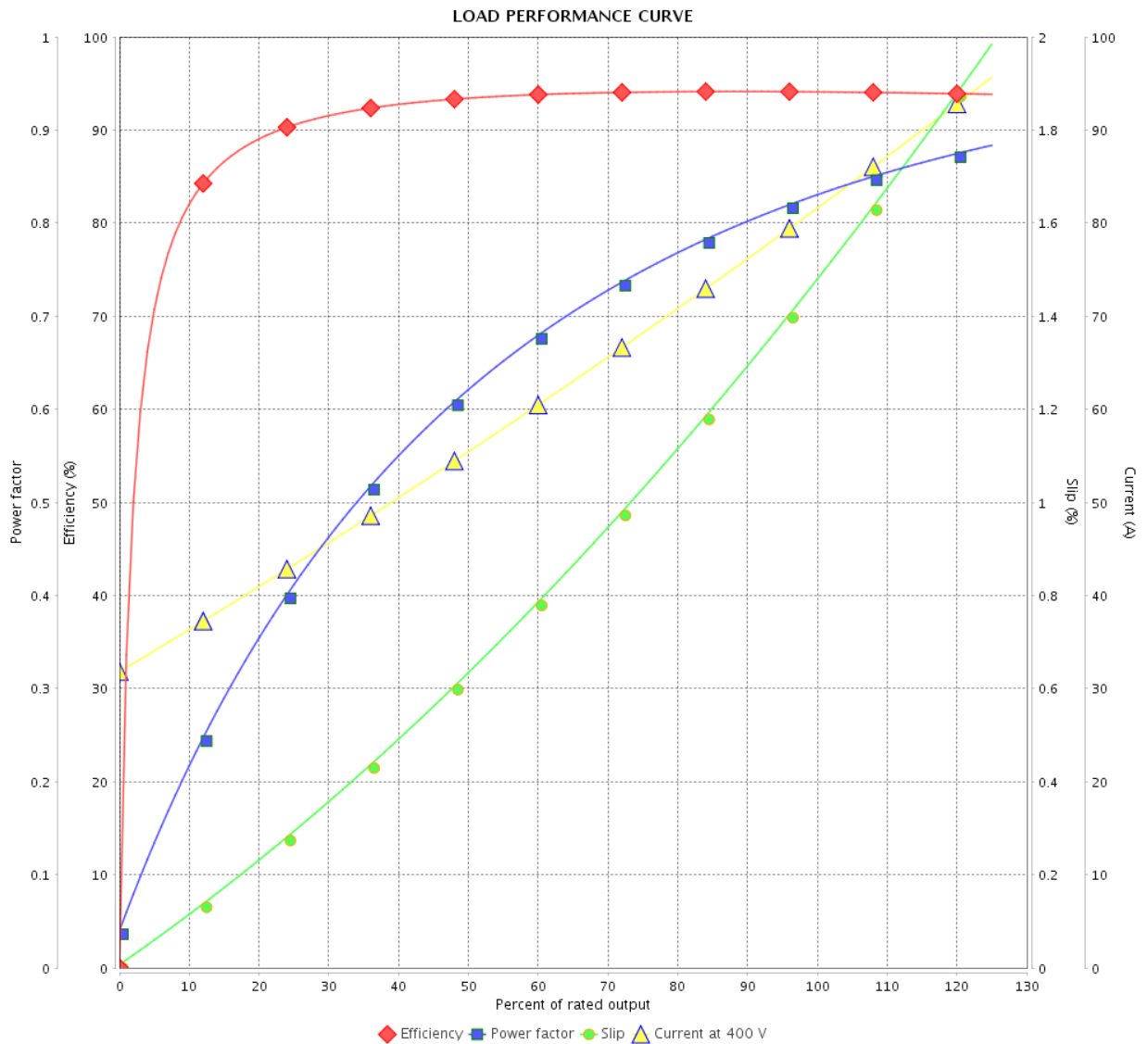


Customer : _____

Product line : NEMA Premium Efficiency Three-Phase

Product code : 11165649

Catalog # : 07512ET3ERB405T-W22



Performance : 400 V 50 Hz 6P IE3

Rated current : 83.2 A
 LRC : 6.9
 Rated torque : 320 ft.lb
 Locked rotor torque : 240 %
 Breakdown torque : 270 %
 Rated speed : 985 rpm

Moment of inertia (J) : 40.2 sq.ft.lb
 Duty cycle : Cont.(S1)
 Insulation class : F
 Service factor : 1.00
 Temperature rise : 80 K
 Design : B

Rev.	Changes Summary	Performed	Checked	Date
Performed by		Page		Revision
Checked by		11 / 36		
Date		13/04/2022		

LOAD PERFORMANCE CURVE

Three Phase Induction Motor - Squirrel Cage

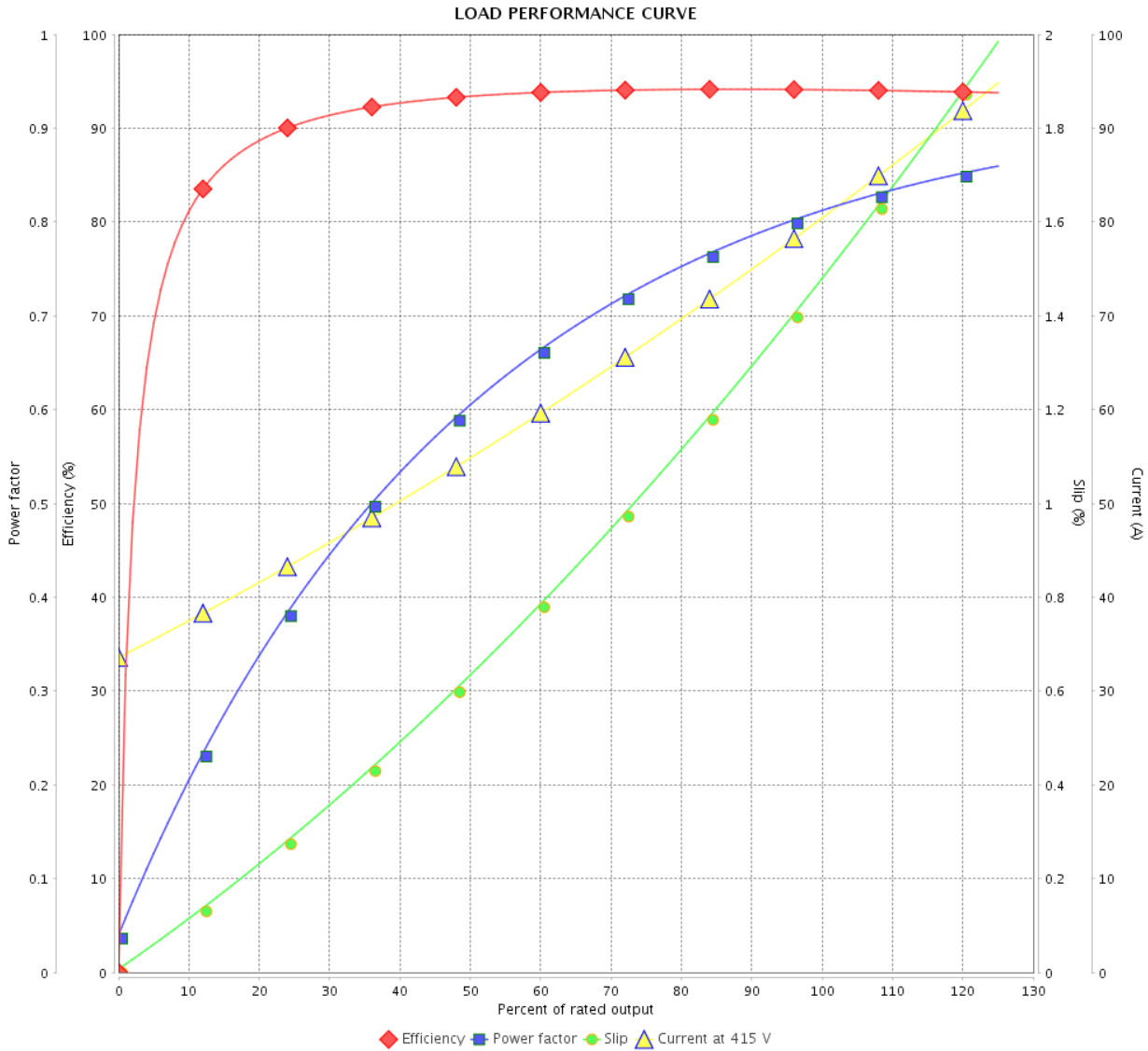


Customer :

Product line : NEMA Premium Efficiency Three-Phase

Product code : 11165649

Catalog # : 07512ET3ERB405T-W22



Performance : 415 V 50 Hz 6P IE3

Rated current	: 82.1 A	Moment of inertia (J)	: 40.2 sq.ft.lb
LRC	: 7.3	Duty cycle	: Cont.(S1)
Rated torque	: 320 ft.lb	Insulation class	: F
Locked rotor torque	: 270 %	Service factor	: 1.00
Breakdown torque	: 290 %	Temperature rise	: 80 K
Rated speed	: 985 rpm	Design	: B

Rev.	Changes Summary	Performed	Checked	Date
Performed by			Page	Revision
Checked by			12 / 36	
Date	13/04/2022			

LOAD PERFORMANCE CURVE

Three Phase Induction Motor - Squirrel Cage

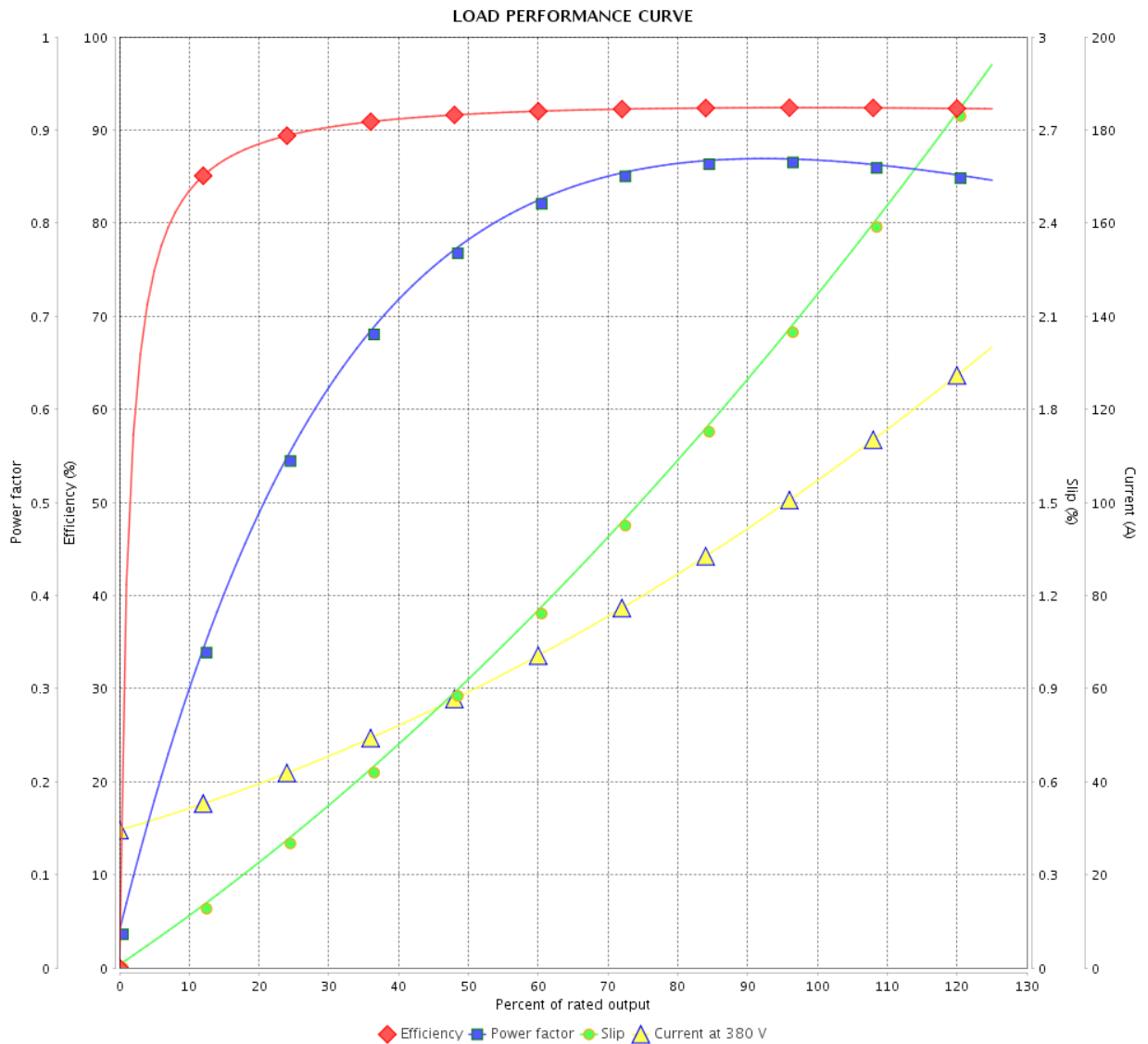


Customer : _____

Product line : NEMA Premium Efficiency Three-Phase

Product code : 11165649

Catalog # : 07512ET3ERB405T-W22



Performance : 380 V 50 Hz 6P IE1

Rated current : 104 A
 LRC : 5.2
 Rated torque : 403 ft.lb
 Locked rotor torque : 170 %
 Breakdown torque : 180 %
 Rated speed : 978 rpm

Moment of inertia (J) : 40.2 sq.ft.lb
 Duty cycle : Cont.(S1)
 Insulation class : F
 Service factor : 1.00
 Temperature rise : 105 K
 Design : B

Rev.	Changes Summary	Performed	Checked	Date
Performed by		Page		Revision
Checked by		13 / 36		
Date		13 / 04 / 2022		

LOAD PERFORMANCE CURVE

Three Phase Induction Motor - Squirrel Cage

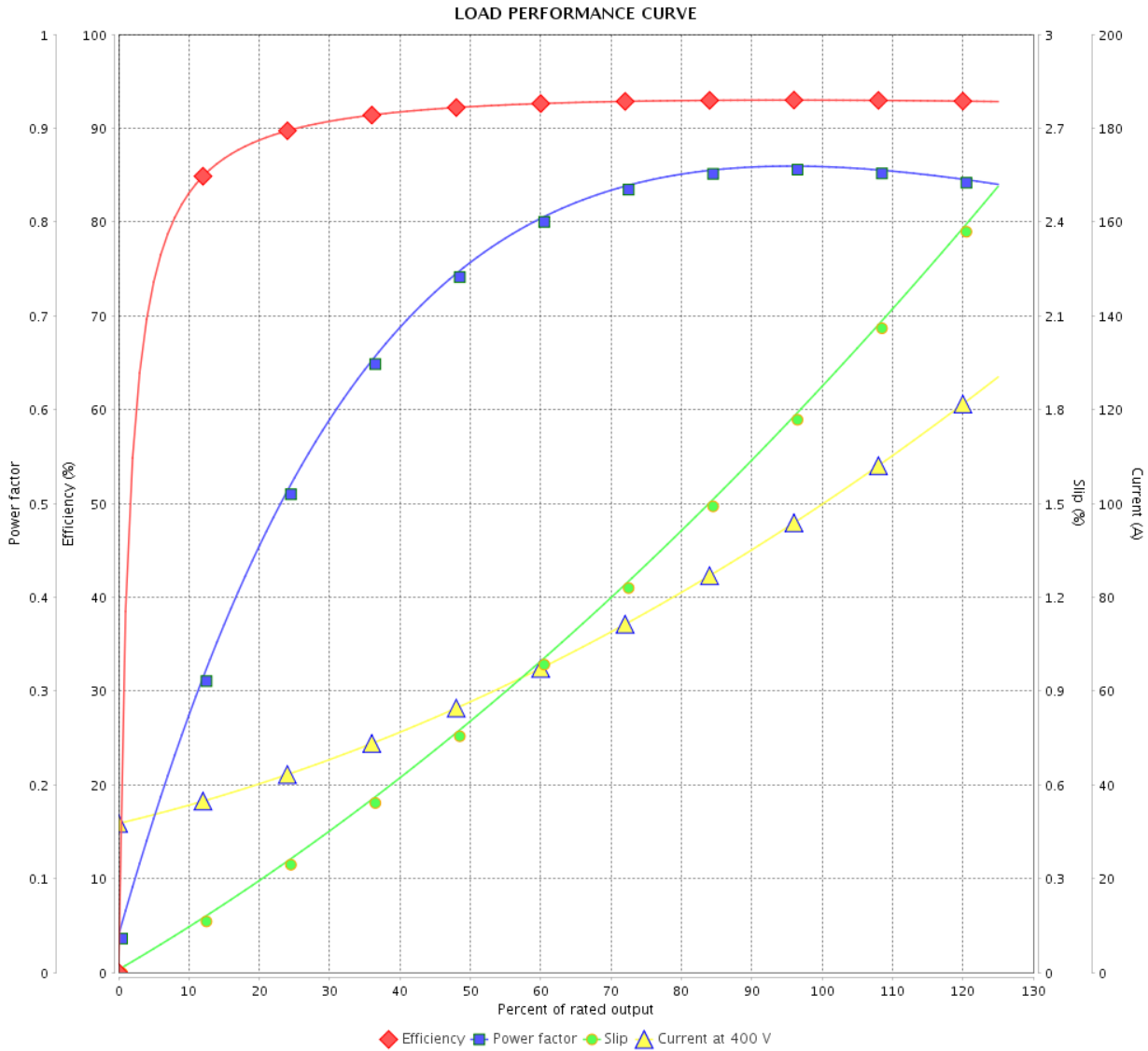


Customer :

Product line : NEMA Premium Efficiency Three-Phase

Product code : 11165649

Catalog # : 07512ET3ERB405T-W22



Performance : 400 V 50 Hz 6P IE1

Rated current : 99.3 A
 LRC : 5.7
 Rated torque : 401 ft.lb
 Locked rotor torque : 190 %
 Breakdown torque : 200 %
 Rated speed : 981 rpm

Moment of inertia (J) : 40.2 sq.ft.lb
 Duty cycle : Cont.(S1)
 Insulation class : F
 Service factor : 1.00
 Temperature rise : 105 K
 Design : B

Rev.	Changes Summary	Performed	Checked	Date
Performed by		Page		Revision
Checked by		14 / 36		
Date		13/04/2022		

LOAD PERFORMANCE CURVE

Three Phase Induction Motor - Squirrel Cage

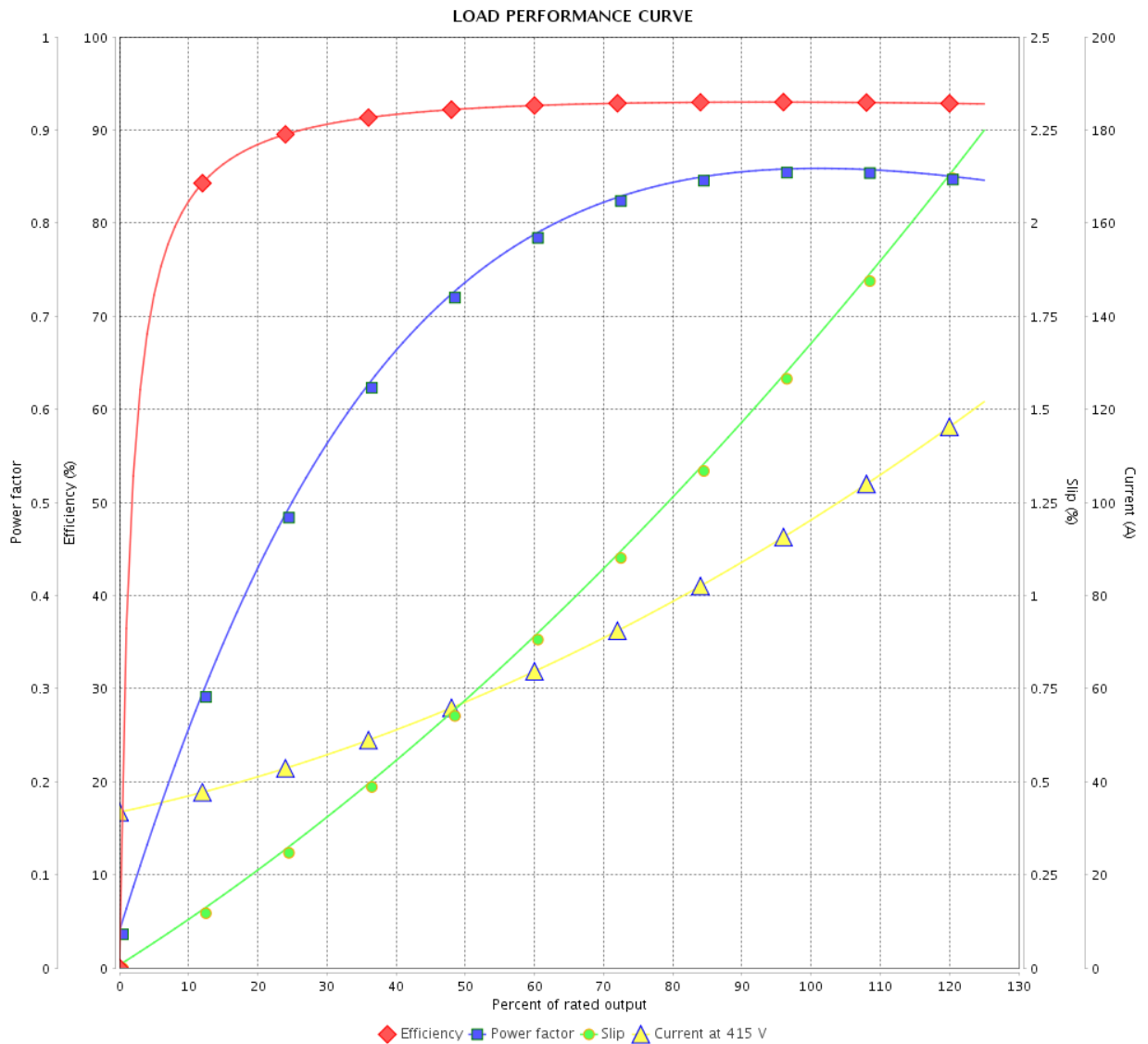


Customer :

Product line : NEMA Premium Efficiency Three-Phase

Product code : 11165649

Catalog # : 07512ET3ERB405T-W22



Performance : 415 V 50 Hz 6P IE1

Rated current : 95.7 A
 LRC : 6.2
 Rated torque : 401 ft.lb
 Locked rotor torque : 210 %
 Breakdown torque : 220 %
 Rated speed : 983 rpm

Moment of inertia (J) : 40.2 sq.ft.lb
 Duty cycle : Cont.(S1)
 Insulation class : F
 Service factor : 1.00
 Temperature rise : 105 K
 Design : B

Rev.	Changes Summary	Performed	Checked	Date
Performed by			Page	Revision
Checked by				
Date				
			15 / 36	

THERMAL LIMIT CURVE



Three Phase Induction Motor - Squirrel Cage

Customer :

Product line : NEMA Premium Efficiency Three-Phase
Product code : 11165649
Catalog # : 07512ET3ERB405T-W22

Performance : 230/460 V 60 Hz 6P

Rated current	: 170/84.9 A	Moment of inertia (J)	: 40.2 sq.ft.lb
LRC	: 6.4	Duty cycle	: Cont.(S1)
Rated torque	: 333 ft.lb	Insulation class	: F
Locked rotor torque	: 229 %	Service factor	: 1.25
Breakdown torque	: 229 %	Temperature rise	: 80 K
Rated speed	: 1184 rpm	Design	: B

Heating constant

Cooling constant

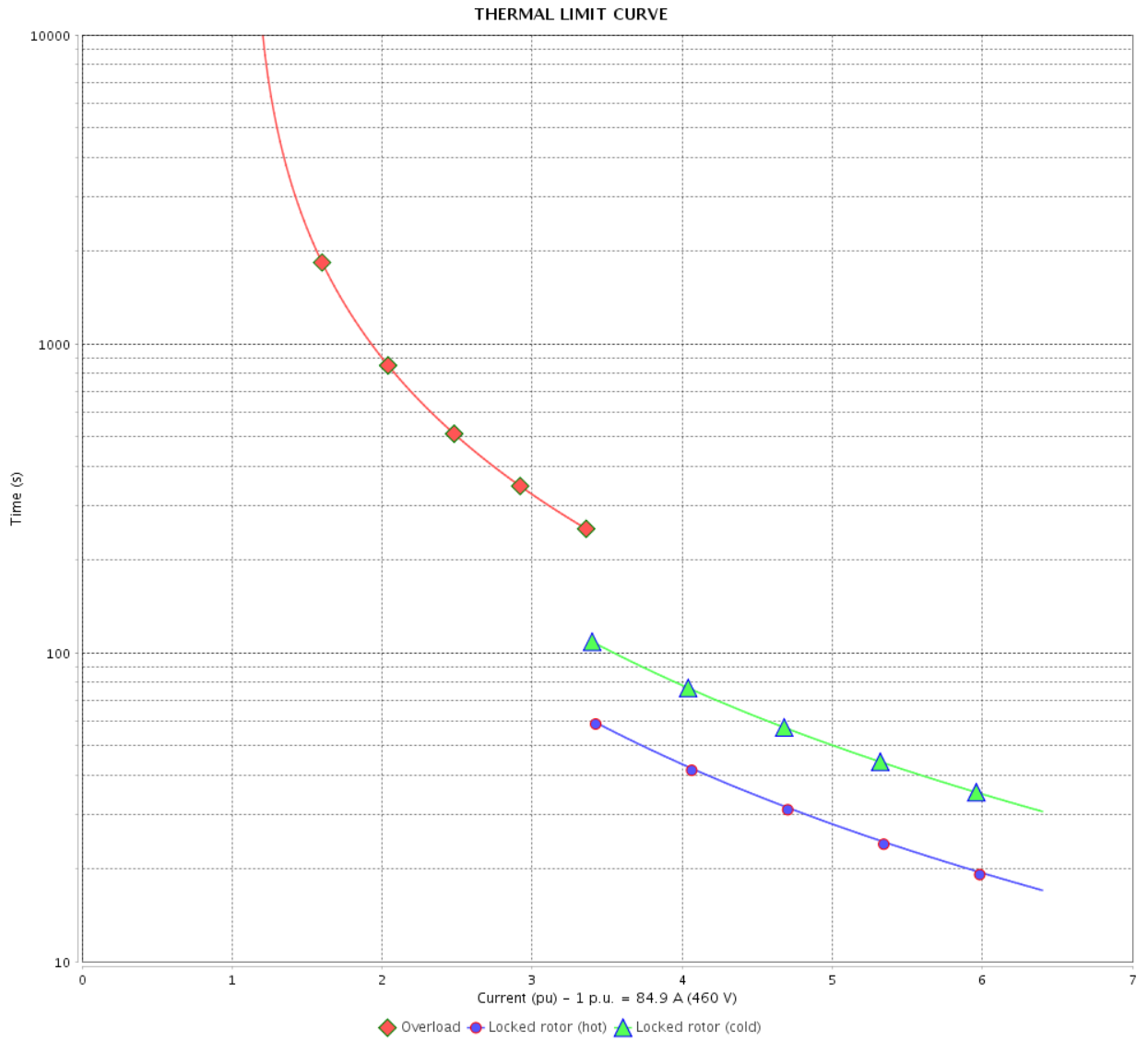
Rev.	Changes Summary	Performed	Checked	Date
Performed by				
Checked by			Page	Revision
Date	13/04/2022		16 / 36	

THERMAL LIMIT CURVE

Three Phase Induction Motor - Squirrel Cage



Customer : _____



Rev.	Changes Summary	Performed	Checked	Date
Performed by		Page		Revision
Checked by		17 / 36		
Date		13/04/2022		

THERMAL LIMIT CURVE



Three Phase Induction Motor - Squirrel Cage

Customer :

Product line : NEMA Premium Efficiency Three-Phase
Product code : 11165649
Catalog # : 07512ET3ERB405T-W22

Performance : 380 V 50 Hz 6P IE3

Rated current	: 85.5 A	Moment of inertia (J)	: 40.2 sq.ft.lb
LRC	: 6.4	Duty cycle	: Cont.(S1)
Rated torque	: 320 ft.lb	Insulation class	: F
Locked rotor torque	: 200 %	Service factor	: 1.00
Breakdown torque	: 240 %	Temperature rise	: 80 K
Rated speed	: 985 rpm	Design	: B

Heating constant

Cooling constant

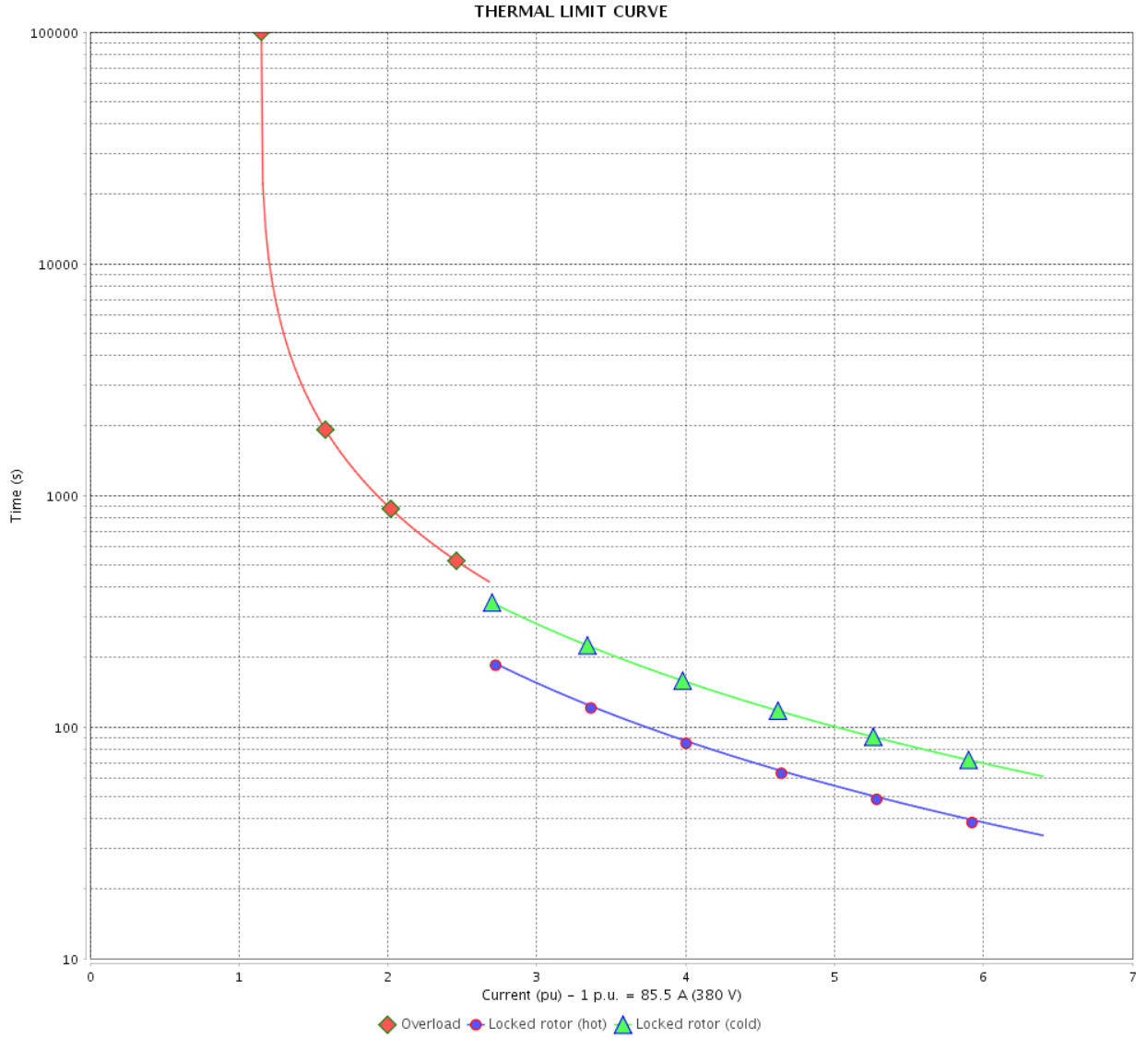
Rev.	Changes Summary	Performed	Checked	Date
Performed by				
Checked by			Page	Revision
Date	13/04/2022		18 / 36	

THERMAL LIMIT CURVE

Three Phase Induction Motor - Squirrel Cage



Customer : _____



Rev.	Changes Summary	Performed	Checked	Date
Performed by		Page 19 / 36		Revision
Checked by				
Date				

THERMAL LIMIT CURVE



Three Phase Induction Motor - Squirrel Cage

Customer :

Product line : NEMA Premium Efficiency Three-Phase
Product code : 11165649
Catalog # : 07512ET3ERB405T-W22

Performance : 400 V 50 Hz 6P IE3

Rated current	: 83.2 A	Moment of inertia (J)	: 40.2 sq.ft.lb
LRC	: 6.9	Duty cycle	: Cont.(S1)
Rated torque	: 320 ft.lb	Insulation class	: F
Locked rotor torque	: 240 %	Service factor	: 1.00
Breakdown torque	: 270 %	Temperature rise	: 80 K
Rated speed	: 985 rpm	Design	: B

Heating constant

Cooling constant

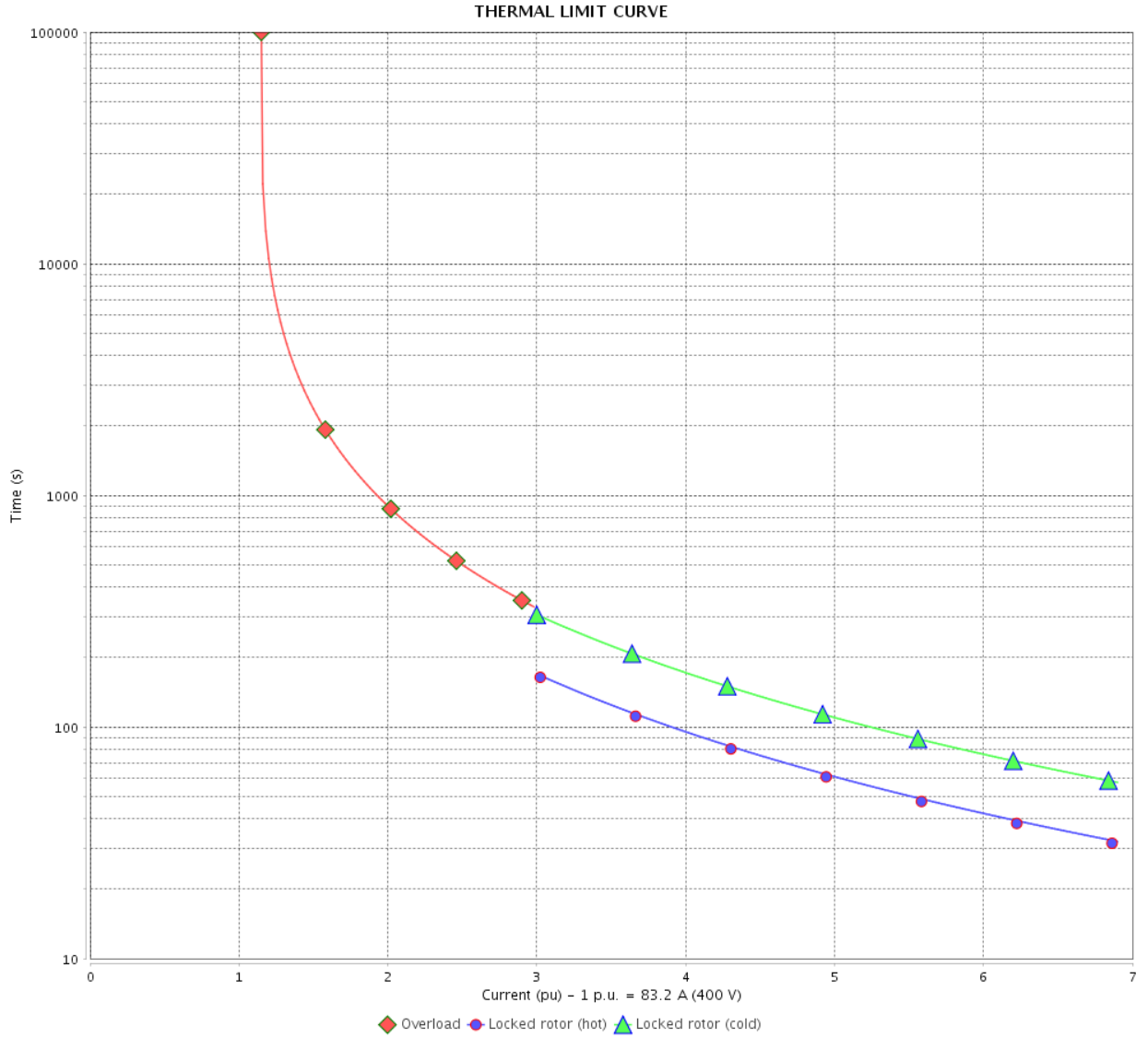
Rev.	Changes Summary	Performed	Checked	Date
Performed by				
Checked by			Page	Revision
Date	13/04/2022		20 / 36	

THERMAL LIMIT CURVE

Three Phase Induction Motor - Squirrel Cage



Customer : _____



Rev.	Changes Summary	Performed	Checked	Date
Performed by		Page 21 / 36		Revision
Checked by				
Date				

THERMAL LIMIT CURVE



Three Phase Induction Motor - Squirrel Cage

Customer :

Product line : NEMA Premium Efficiency Three-Phase
Product code : 11165649
Catalog # : 07512ET3ERB405T-W22

Performance : 415 V 50 Hz 6P IE3

Rated current	: 82.1 A	Moment of inertia (J)	: 40.2 sq.ft.lb
LRC	: 7.3	Duty cycle	: Cont.(S1)
Rated torque	: 320 ft.lb	Insulation class	: F
Locked rotor torque	: 270 %	Service factor	: 1.00
Breakdown torque	: 290 %	Temperature rise	: 80 K
Rated speed	: 985 rpm	Design	: B

Heating constant

Cooling constant

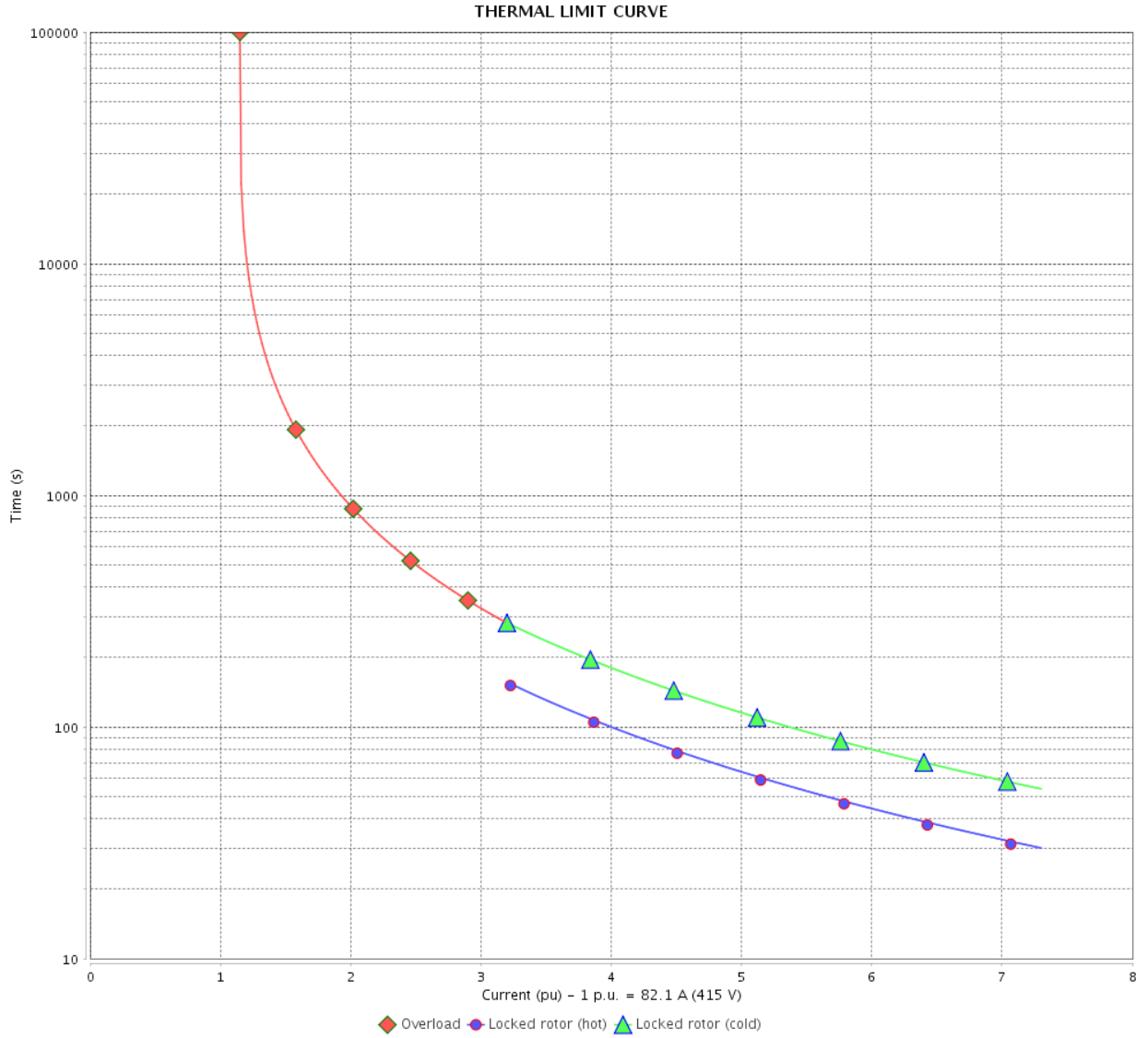
Rev.	Changes Summary	Performed	Checked	Date
Performed by				
Checked by			Page	Revision
Date	13/04/2022		22 / 36	

THERMAL LIMIT CURVE

Three Phase Induction Motor - Squirrel Cage



Customer : _____



Rev.	Changes Summary	Performed	Checked	Date
Performed by		Page 23 / 36		Revision
Checked by				
Date				

THERMAL LIMIT CURVE

Three Phase Induction Motor - Squirrel Cage



Customer :

Product line : NEMA Premium Efficiency Three-Phase
Product code : 11165649
Catalog # : 07512ET3ERB405T-W22

Performance : 380 V 50 Hz 6P IE1

Rated current	: 104 A	Moment of inertia (J)	: 40.2 sq.ft.lb
LRC	: 5.2	Duty cycle	: Cont.(S1)
Rated torque	: 403 ft.lb	Insulation class	: F
Locked rotor torque	: 170 %	Service factor	: 1.00
Breakdown torque	: 180 %	Temperature rise	: 105 K
Rated speed	: 978 rpm	Design	: B

Heating constant

Cooling constant

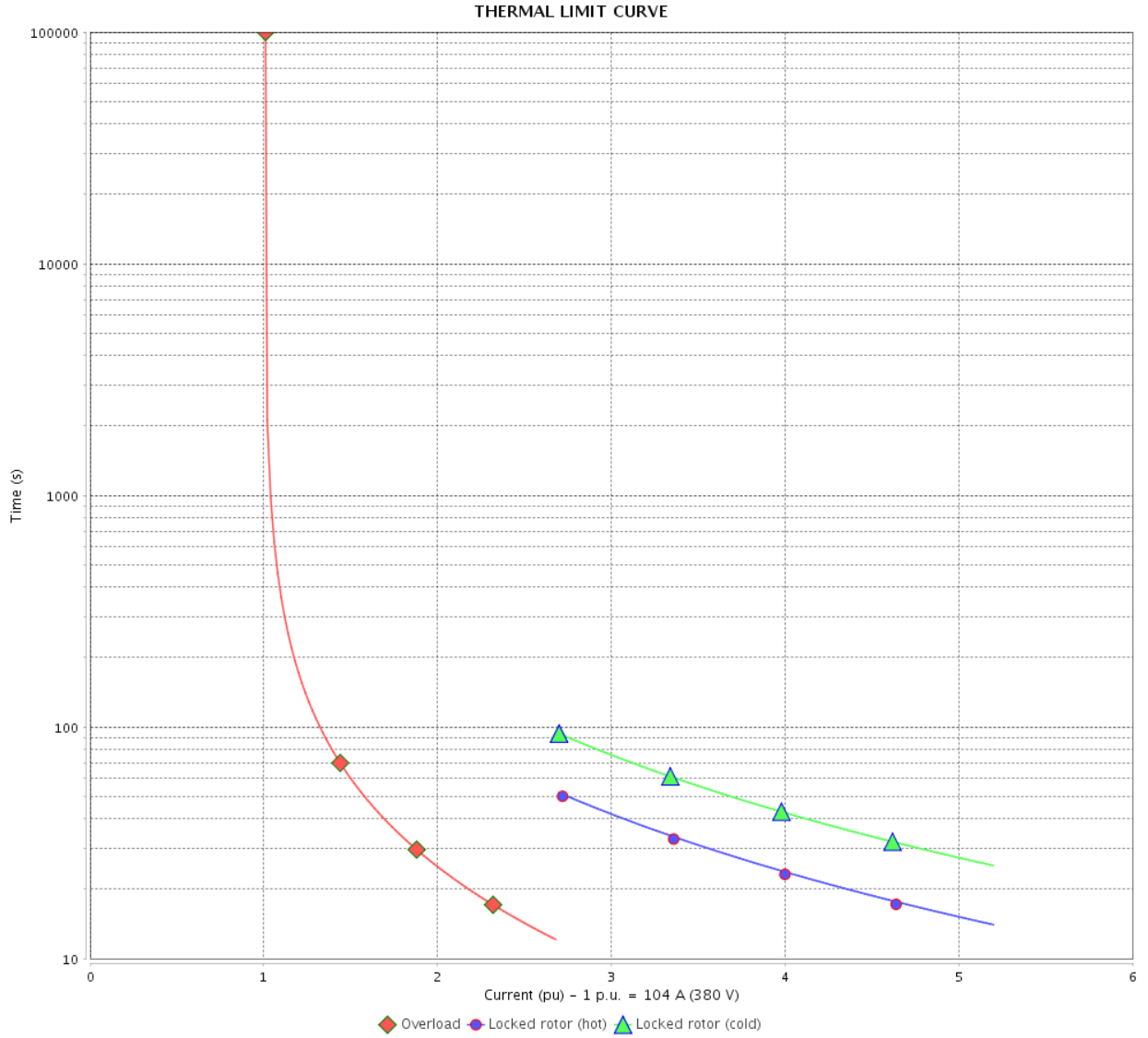
Rev.	Changes Summary	Performed	Checked	Date
Performed by				
Checked by			Page	Revision
Date	13/04/2022		24 / 36	

THERMAL LIMIT CURVE

Three Phase Induction Motor - Squirrel Cage



Customer : _____



Rev.	Changes Summary	Performed	Checked	Date
Performed by				
Checked by				
Date				
			Page	Revision
			25 / 36	

THERMAL LIMIT CURVE



Three Phase Induction Motor - Squirrel Cage

Customer :

Product line : NEMA Premium Efficiency Three-Phase
Product code : 11165649
Catalog # : 07512ET3ERB405T-W22

Performance : 400 V 50 Hz 6P IE1

Rated current	: 99.3 A	Moment of inertia (J)	: 40.2 sq.ft.lb
LRC	: 5.7	Duty cycle	: Cont.(S1)
Rated torque	: 401 ft.lb	Insulation class	: F
Locked rotor torque	: 190 %	Service factor	: 1.00
Breakdown torque	: 200 %	Temperature rise	: 105 K
Rated speed	: 981 rpm	Design	: B

Heating constant

Cooling constant

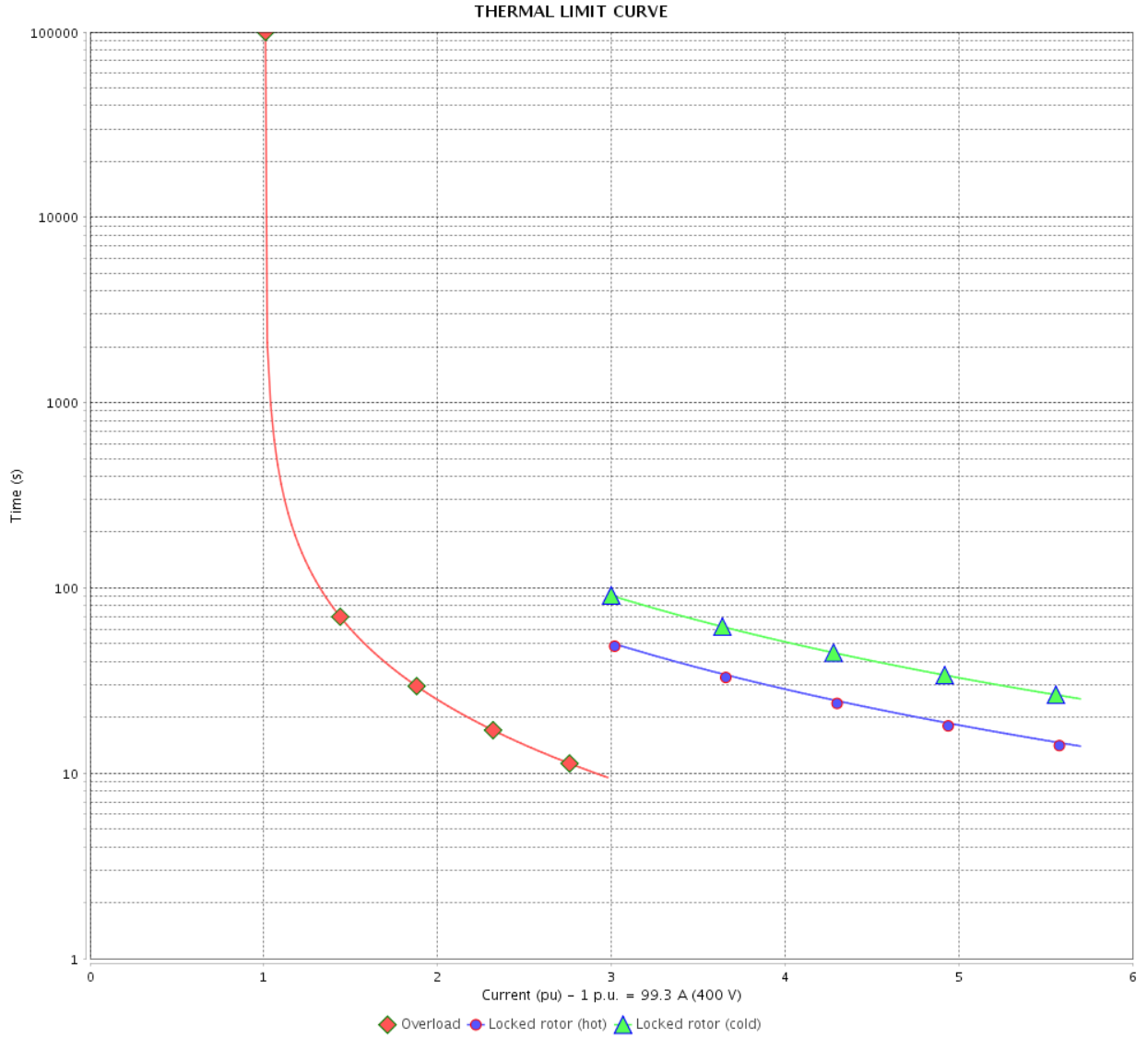
Rev.	Changes Summary	Performed	Checked	Date
Performed by				
Checked by			Page	Revision
Date	13/04/2022		26 / 36	

THERMAL LIMIT CURVE

Three Phase Induction Motor - Squirrel Cage



Customer : _____



Rev.	Changes Summary	Performed	Checked	Date
Performed by		Page Revision 27 / 36		
Checked by				
Date				

THERMAL LIMIT CURVE

Three Phase Induction Motor - Squirrel Cage



Customer :

Product line : NEMA Premium Efficiency Three-Phase
Product code : 11165649
Catalog # : 07512ET3ERB405T-W22

Performance : 415 V 50 Hz 6P IE1

Rated current	: 95.7 A	Moment of inertia (J)	: 40.2 sq.ft.lb
LRC	: 6.2	Duty cycle	: Cont.(S1)
Rated torque	: 401 ft.lb	Insulation class	: F
Locked rotor torque	: 210 %	Service factor	: 1.00
Breakdown torque	: 220 %	Temperature rise	: 105 K
Rated speed	: 983 rpm	Design	: B

Heating constant

Cooling constant

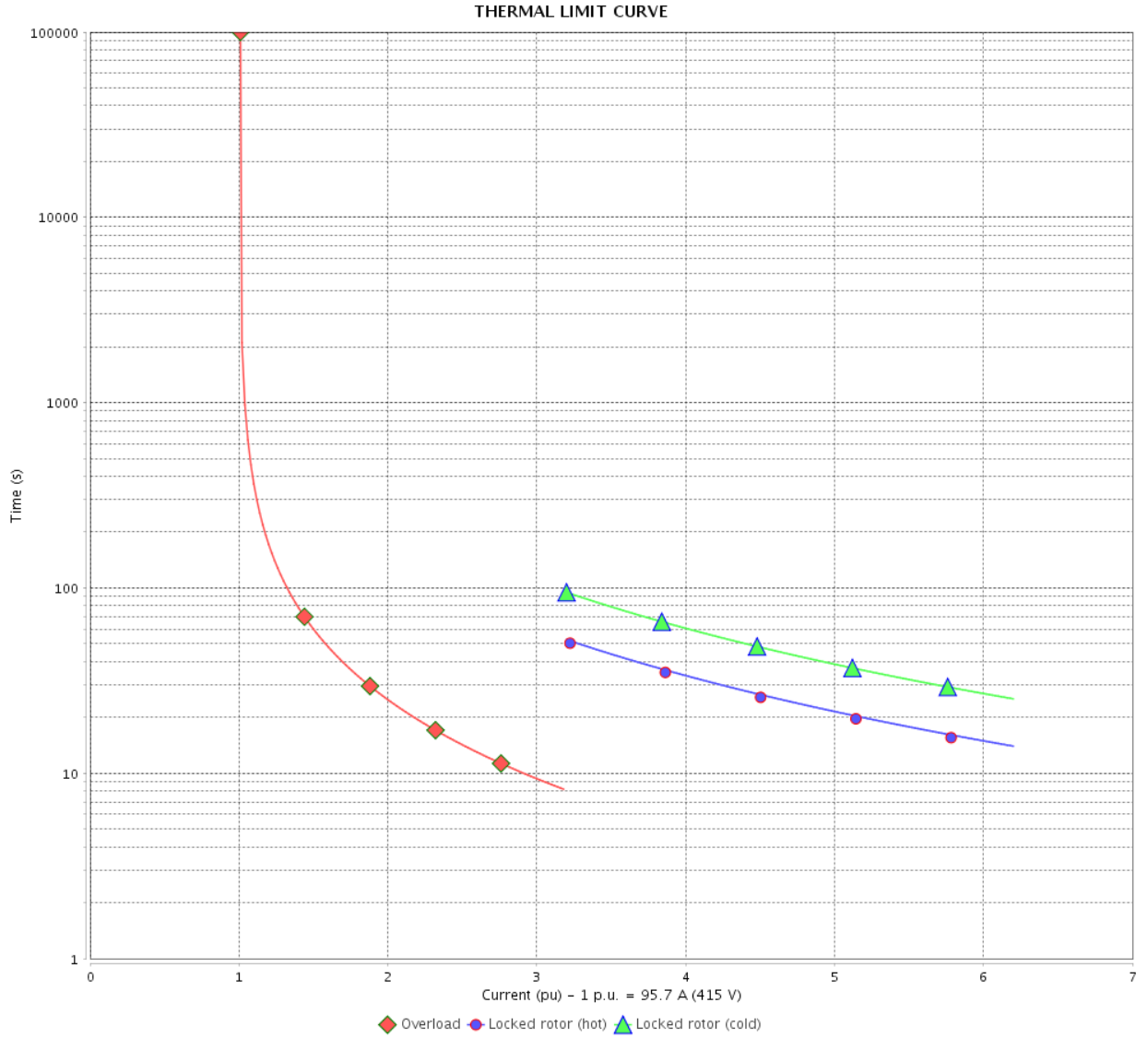
Rev.	Changes Summary	Performed	Checked	Date
Performed by				
Checked by			Page	Revision
Date	13/04/2022		28 / 36	

THERMAL LIMIT CURVE

Three Phase Induction Motor - Squirrel Cage



Customer : _____



Rev.	Changes Summary	Performed	Checked	Date
Performed by		Page		Revision
Checked by		29 / 36		
Date		13/04/2022		

VFD OPERATION CURVE

Three Phase Induction Motor - Squirrel Cage



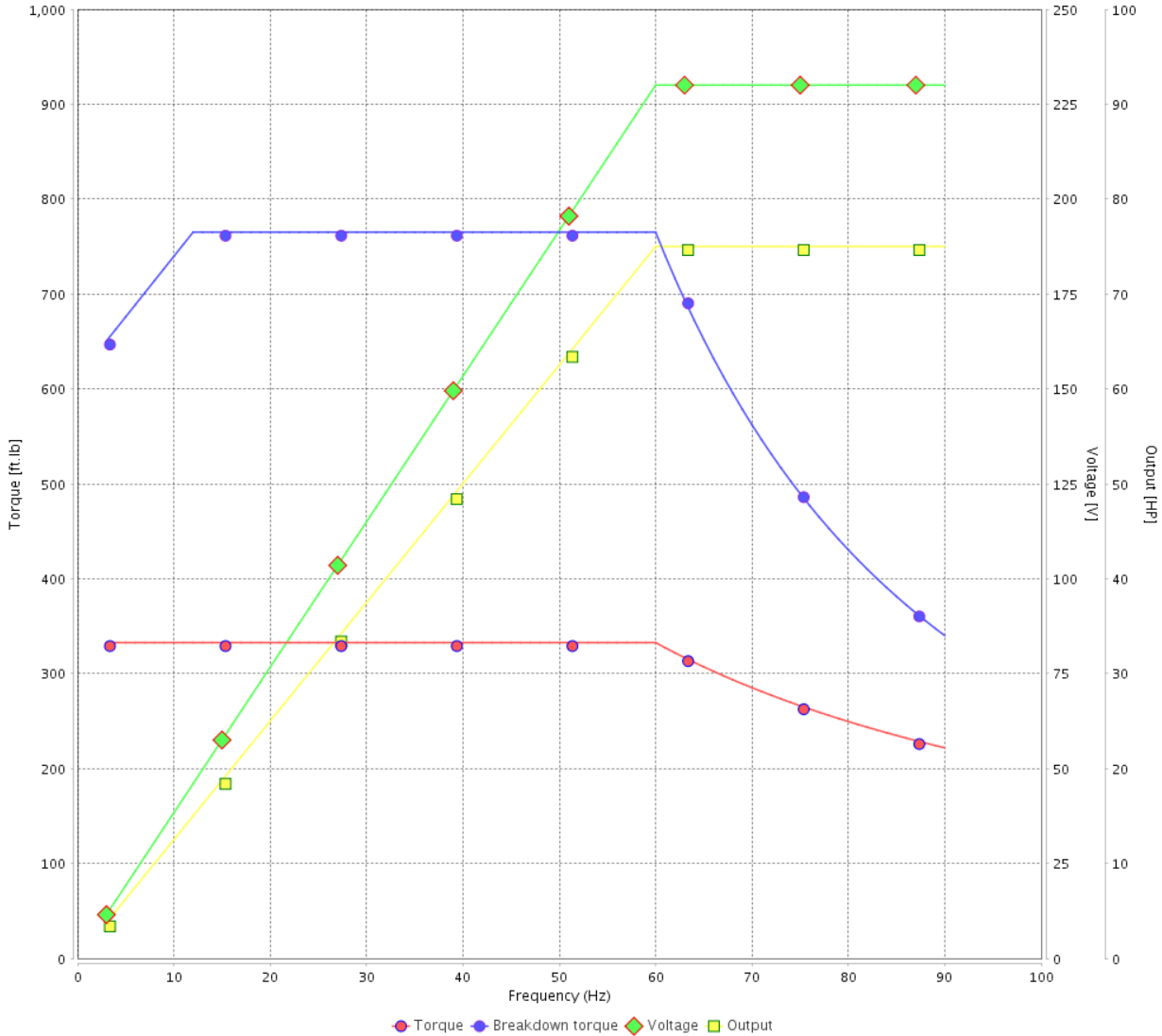
Customer :

Product line : NEMA Premium Efficiency Three-Phase

Product code : 11165649

Catalog # : 07512ET3ERB405T-W22

VFD OPERATION CURVE



Performance : 230/460 V 60 Hz 6P

Rated current : 170/84.9 A
 LRC : 6.4
 Rated torque : 333 ft.lb
 Locked rotor torque : 229 %
 Breakdown torque : 229 %
 Rated speed : 1184 rpm

Moment of inertia (J) : 40.2 sq.ft.lb
 Duty cycle : Cont.(S1)
 Insulation class : F
 Service factor : 1.25
 Temperature rise : 80 K
 Design : B

Rev.	Changes Summary	Performed	Checked	Date
Performed by			Page	Revision
Checked by				
Date				

VFD OPERATION CURVE

Three Phase Induction Motor - Squirrel Cage

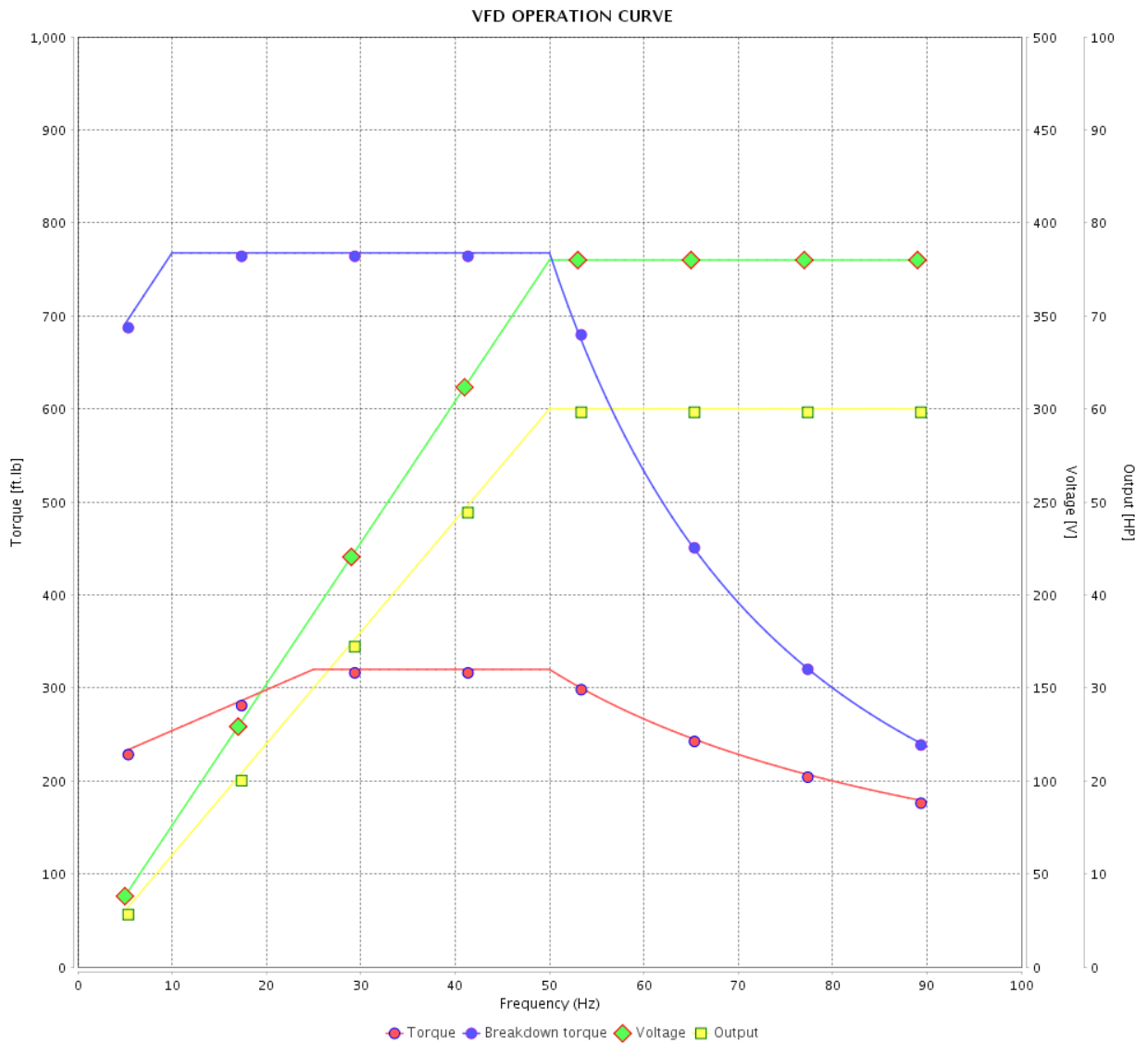


Customer :

Product line : NEMA Premium Efficiency Three-Phase

Product code : 11165649

Catalog # : 07512ET3ERB405T-W22



Performance : 380 V 50 Hz 6P IE3

Rated current : 85.5 A
 LRC : 6.4
 Rated torque : 320 ft.lb
 Locked rotor torque : 200 %
 Breakdown torque : 240 %
 Rated speed : 985 rpm

Moment of inertia (J) : 40.2 sq.ft.lb
 Duty cycle : Cont.(S1)
 Insulation class : F
 Service factor : 1.00
 Temperature rise : 80 K
 Design : B

Rev.	Changes Summary	Performed	Checked	Date
Performed by				Page 31 / 36
Checked by				
Date	13/04/2022			

VFD OPERATION CURVE

Three Phase Induction Motor - Squirrel Cage



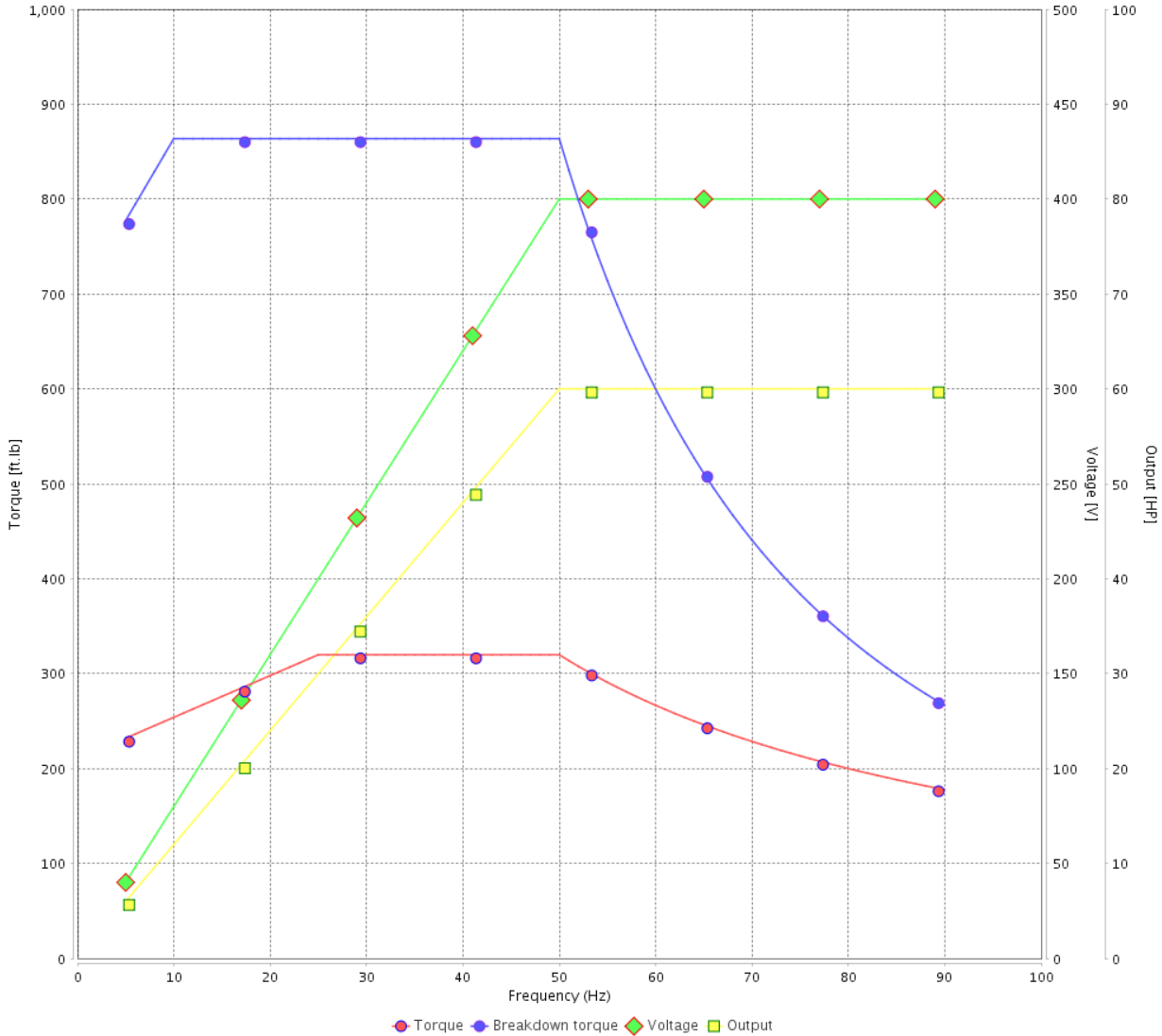
Customer :

Product line : NEMA Premium Efficiency Three-Phase

Product code : 11165649

Catalog # : 07512ET3ERB405T-W22

VFD OPERATION CURVE



Performance : 400 V 50 Hz 6P IE3

Rated current : 83.2 A
 LRC : 6.9
 Rated torque : 320 ft.lb
 Locked rotor torque : 240 %
 Breakdown torque : 270 %
 Rated speed : 985 rpm

Moment of inertia (J) : 40.2 sq.ft.lb
 Duty cycle : Cont.(S1)
 Insulation class : F
 Service factor : 1.00
 Temperature rise : 80 K
 Design : B

Rev.	Changes Summary	Performed	Checked	Date
Performed by			Page 32 / 36	Revision
Checked by				
Date	13/04/2022			

VFD OPERATION CURVE

Three Phase Induction Motor - Squirrel Cage

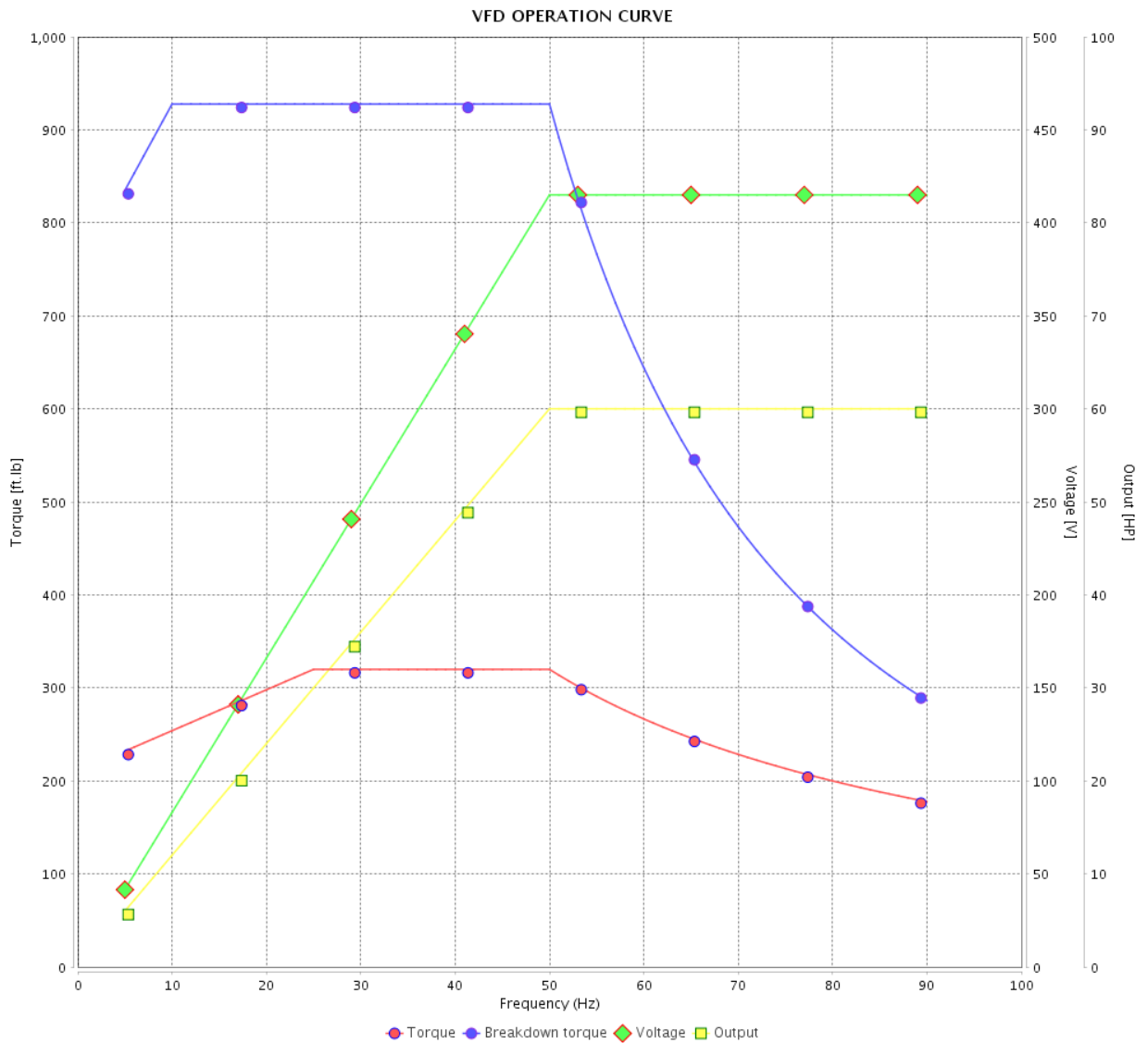


Customer :

Product line : NEMA Premium Efficiency Three-Phase

Product code : 11165649

Catalog # : 07512ET3ERB405T-W22



Performance : 415 V 50 Hz 6P IE3

Rated current : 82.1 A
 LRC : 7.3
 Rated torque : 320 ft.lb
 Locked rotor torque : 270 %
 Breakdown torque : 290 %
 Rated speed : 985 rpm

Moment of inertia (J) : 40.2 sq.ft.lb
 Duty cycle : Cont.(S1)
 Insulation class : F
 Service factor : 1.00
 Temperature rise : 80 K
 Design : B

Rev.	Changes Summary	Performed	Checked	Date
Performed by			Page 33 / 36	Revision
Checked by				
Date	13/04/2022			

VFD OPERATION CURVE

Three Phase Induction Motor - Squirrel Cage



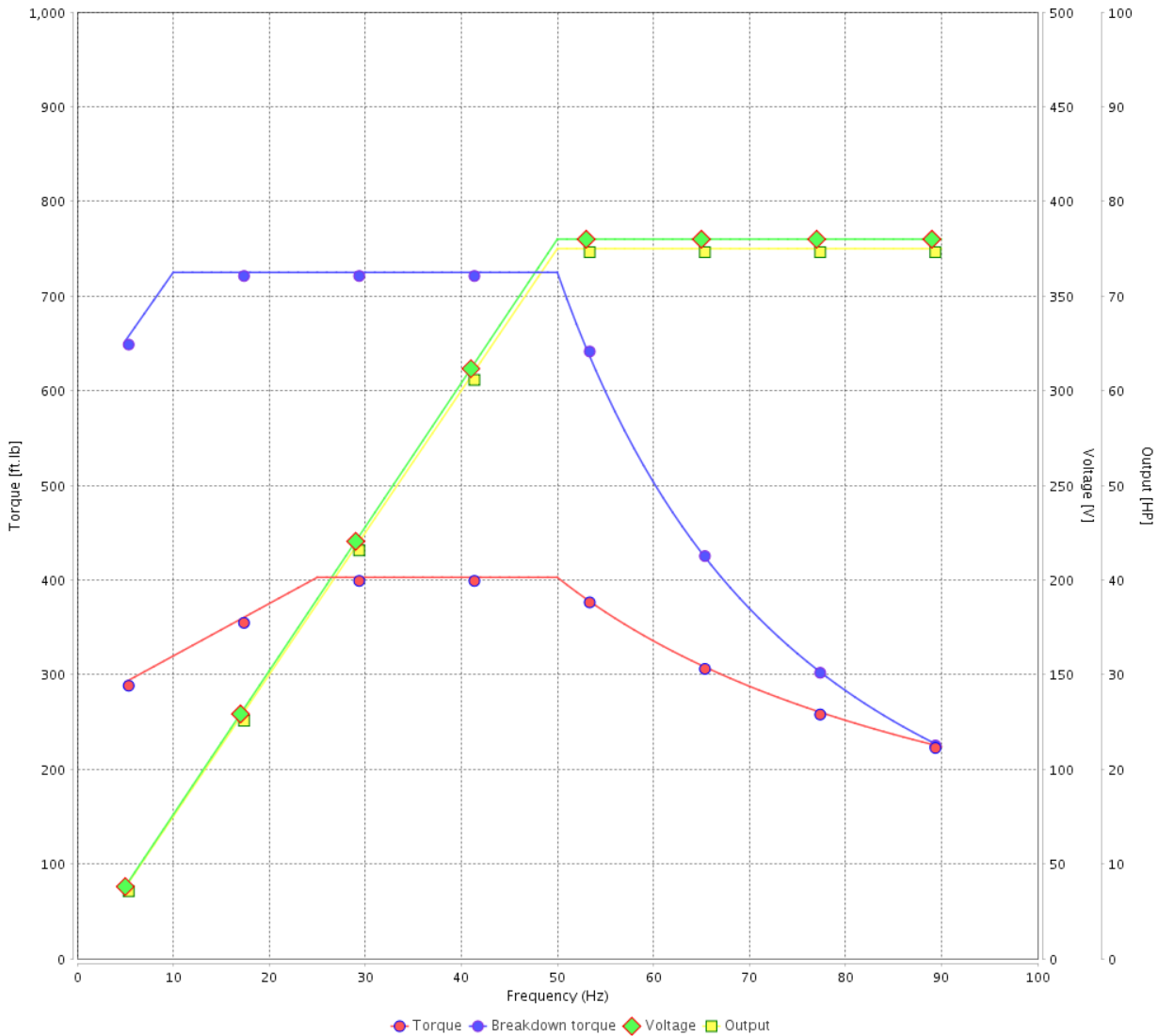
Customer :

Product line : NEMA Premium Efficiency Three-Phase

Product code : 11165649

Catalog # : 07512ET3ERB405T-W22

VFD OPERATION CURVE



Performance : 380 V 50 Hz 6P IE1

Rated current	: 104 A	Moment of inertia (J)	: 40.2 sq.ft.lb
LRC	: 5.2	Duty cycle	: Cont.(S1)
Rated torque	: 403 ft.lb	Insulation class	: F
Locked rotor torque	: 170 %	Service factor	: 1.00
Breakdown torque	: 180 %	Temperature rise	: 105 K
Rated speed	: 978 rpm	Design	: B

Rev.	Changes Summary	Performed	Checked	Date
Performed by		Page		Revision
Checked by		34 / 36		
Date	13/04/2022			

VFD OPERATION CURVE

Three Phase Induction Motor - Squirrel Cage

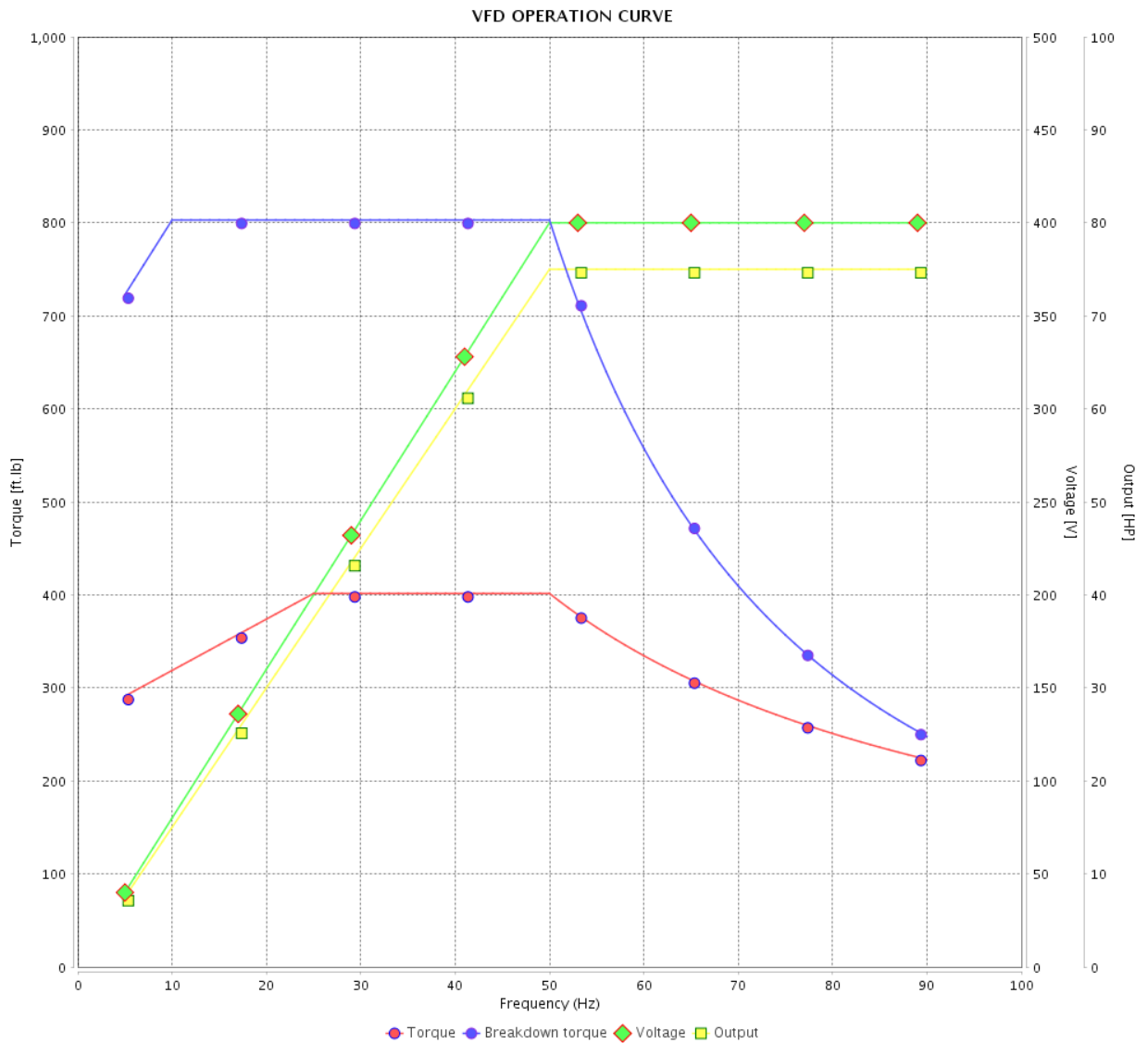


Customer :

Product line : NEMA Premium Efficiency Three-Phase

Product code : 11165649

Catalog # : 07512ET3ERB405T-W22



Performance : 400 V 50 Hz 6P IE1

Rated current : 99.3 A
 LRC : 5.7
 Rated torque : 401 ft.lb
 Locked rotor torque : 190 %
 Breakdown torque : 200 %
 Rated speed : 981 rpm

Moment of inertia (J) : 40.2 sq.ft.lb
 Duty cycle : Cont.(S1)
 Insulation class : F
 Service factor : 1.00
 Temperature rise : 105 K
 Design : B

Rev.	Changes Summary	Performed	Checked	Date
Performed by			Page 35 / 36	Revision
Checked by				
Date	13/04/2022			

VFD OPERATION CURVE

Three Phase Induction Motor - Squirrel Cage



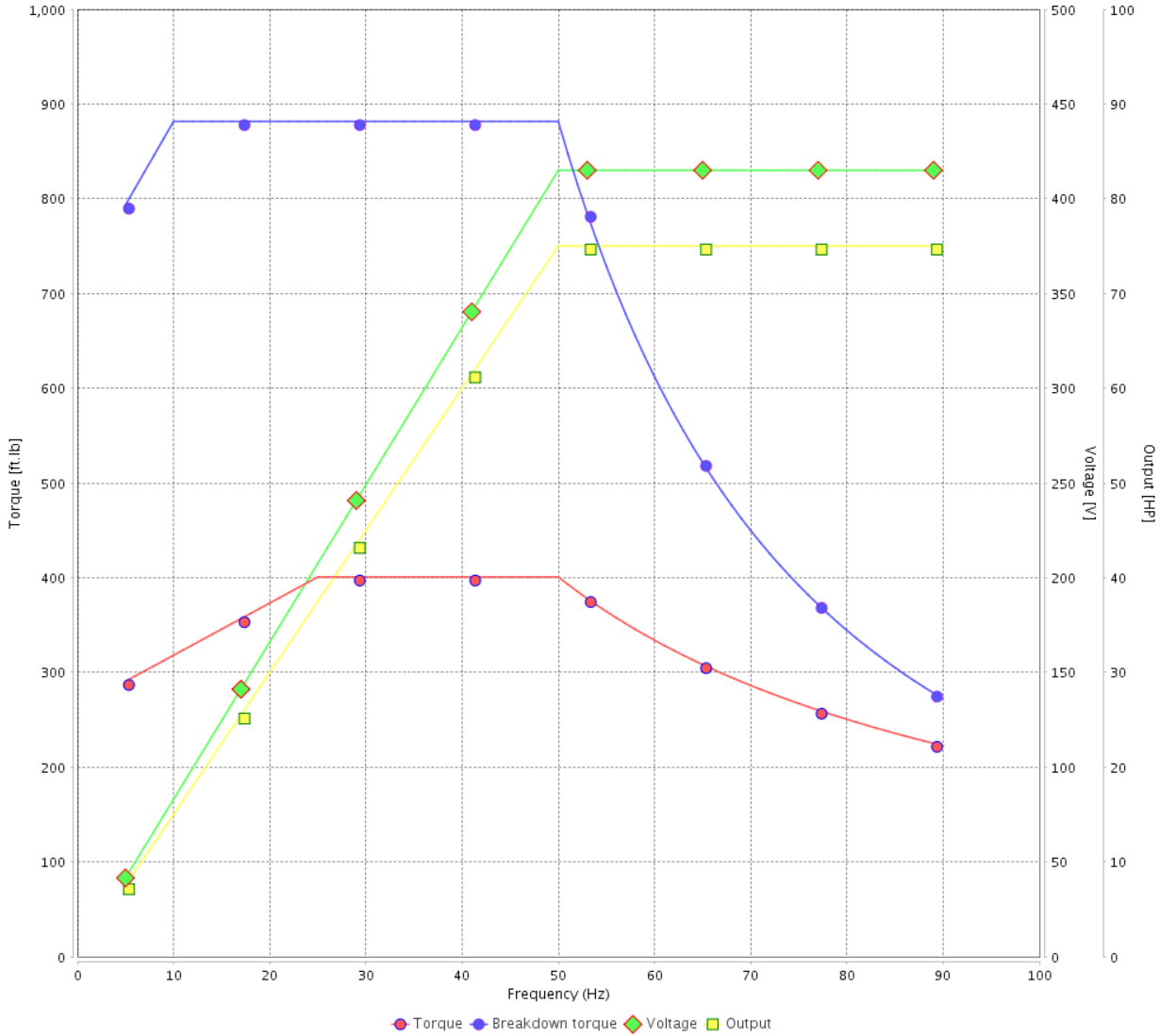
Customer :

Product line : NEMA Premium Efficiency Three-Phase

Product code : 11165649

Catalog # : 07512ET3ERB405T-W22

VFD OPERATION CURVE



Performance : 415 V 50 Hz 6P IE1

Rated current : 95.7 A
 LRC : 6.2
 Rated torque : 401 ft.lb
 Locked rotor torque : 210 %
 Breakdown torque : 220 %
 Rated speed : 983 rpm

Moment of inertia (J) : 40.2 sq.ft.lb
 Duty cycle : Cont.(S1)
 Insulation class : F
 Service factor : 1.00
 Temperature rise : 105 K
 Design : B

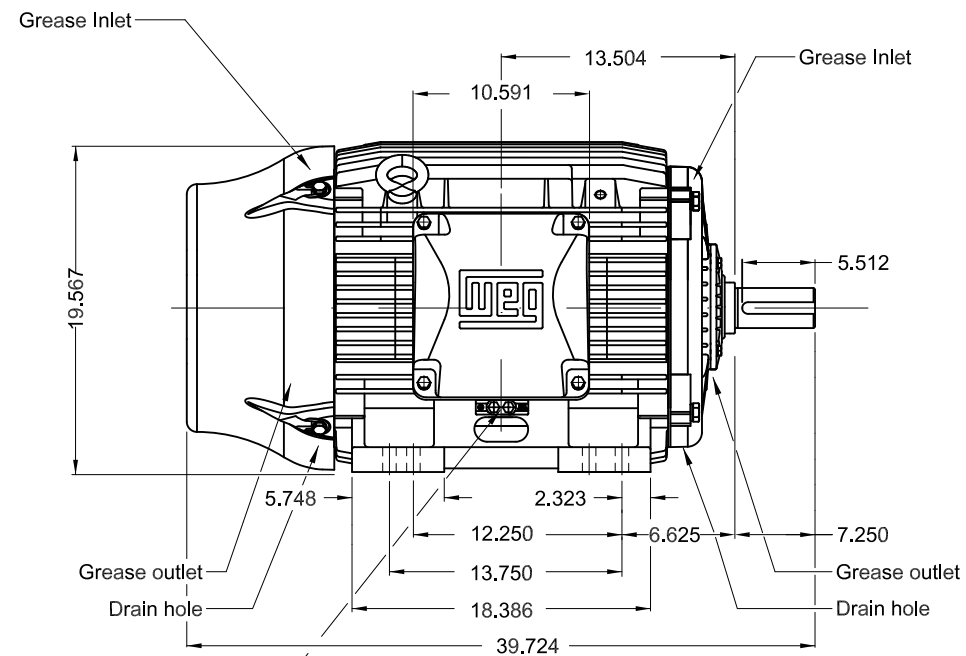
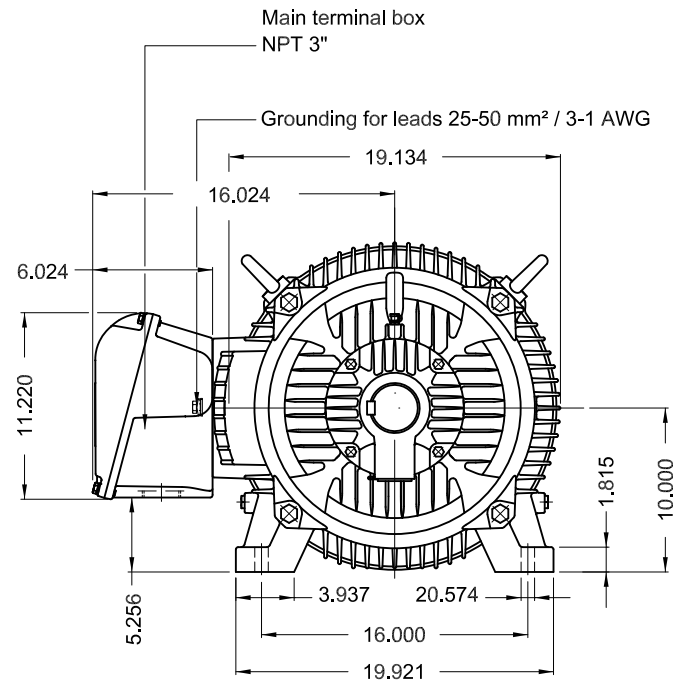
Rev.	Changes Summary	Performed	Checked	Date
Performed by			Page 36 / 36	Revision
Checked by				
Date	13/04/2022			

1 2 3 4 5 6

A

B

C

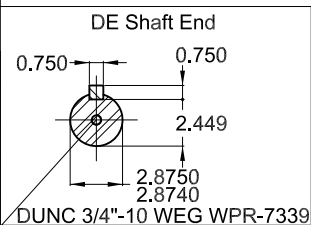


Grounding for leads 25-185 mm² / 3AWG-350MCM

D

E

- DE roller bearing
- Shaft locking device
- Color RAL 5009
- Painting plan 203A
- Mounting B3R(D)



75 HP 06 Poles 60 Hz A

ECM	LOC	SUMMARY OF MODIFICATIONS	EXECUTED	CHECKED	RELEASED	DATE	VER
EXECUTED	PIRWBUSER	THREE PH. MOTOR W22 PREM. EFF. FRAME 404/5T IP55 TEFC					
CHECKED							
RELEASED							
REL DT.							
	WMO	Jaragua do Sul	Product Engineering	SHEET 1 / 1			

PREVIEW
WDD



Dimensions in inches XME A3



FOR SAFE AREA
Mod.TE1BFOXON
CC029A



For use on 60Hz
Class I, Div 2, Gr A, B, C and D - T3
Class I, Zone 2, IIC - T3
Class II, Div 2, Gr F and G - T4
For use on PWM: Gr. A, B, C, D and F,
VT 1000:1, CT 20:1, 1.00SF - T3A

VJP PART # HT075406NPRBW22

Inverter Duty Motor
Severe Duty

PH3 60Hz Fr. 404/5T 1000m.a.s.l. IP55 TEFC 1203lb

V 230/460

A 170/84.9

HP 75

kW 55

SF 1.25

SFA 213/106

RPM 1184

PF 0.86

AMB 40°C

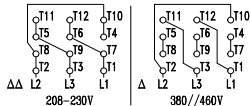
INS cl. F DT80K NEMA NOM EFF 94.5%

DUTY CONT.

DES B Code G

USABLE @208V 188A SF 1.10 SFA 207

75HP 55kW 50Hz 380V 104A 978RPM SF 1.00 EFF 92.4% (IE1)




→ NU-316-C3 (34g)

→ 6314-C3 (27g)



MOBIL POLYREX EM (12000h)



MADE IN BRAZIL
11165649