

DATA SHEET

Three Phase Induction Motor - Squirrel Cage



Customer :					
Product line	: W40 NEMA Premium Efficiency Three-Phase	Product code :	14285129		
		Catalog # :	07518OT3E365T-W40G		
Frame	: 364/5T	Cooling method	: IC01 - ODP		
Insulation class	: F	Mounting	: F-1		
Duty cycle	: Cont.(S1)	Rotation ¹	: Both (CW and CCW)		
Ambient temperature	: -20°C to +40°C	Starting method	: Direct On Line		
Altitude	: 1000 m.a.s.l.	Approx. weight ²	: 770 lb		
Protection degree	: IP23	Moment of inertia (J)	: 16.8 sq.ft.lb		
Design	: B				
Output [HP]	75	60	60	60	
Poles	4	4	4	4	
Frequency [Hz]	60	50	50	50	
Rated voltage [V]	230/460	380	400	415	
Rated current [A]	171/85.5	84.4	82.1	80.1	
L. R. Amperes [A]	1163/581	599	591	609	
LRC [A]	6.8x(Code G)	7.1x(Code H)	7.2x(Code H)	7.6x(Code J)	
No load current [A]	61.0/30.5	28.5	33.7	36.1	
Rated speed [RPM]	1780	1480	1482	1484	
Slip [%]	1.11	1.33	1.20	1.07	
Rated torque [ft.lb]	221	213	213	212	
Locked rotor torque [%]	220	200	229	250	
Breakdown torque [%]	260	240	260	280	
Service factor	1.25	1.00	1.00	1.00	
Temperature rise	80 K	80 K	80 K	80 K	
Locked rotor time	25s (cold) 14s (hot)	23s (cold) 13s (hot)	23s (cold) 13s (hot)	23s (cold) 13s (hot)	
Noise level ²	69.0 dB(A)				
Efficiency (%)	25%	94.4	93.7	93.7	93.7
	50%	94.5	93.8	93.8	93.8
	75%	95.0	94.2	94.2	94.2
	100%	95.0	94.2	94.2	94.2
Power Factor	25%	0.48	0.48	0.43	0.40
	50%	0.73	0.73	0.69	0.66
	75%	0.82	0.82	0.80	0.77
	100%	0.85	0.86	0.84	0.83
Bearing type	: Drive end : 6314 C3 Non drive end : 6212 Z C3	Foundation loads			
Sealing	: Without Bearing Seal	Max. traction : 1652 lb			
Lubrication interval	: 20000 h	Max. compression : 2422 lb			
Lubricant amount	: 27 g				
Lubricant type	: Mobil Polyrex EM				
Notes USABLE @208V 189A SF 1.15 SFA 217A					
This revision replaces and cancel the previous one, which must be eliminated. (1) Looking the motor from the shaft end. (2) Measured at 1m and with tolerance of +3dB(A). (3) Approximate weight subject to changes after manufacturing process. (4) At 100% of full load.		These are average values based on tests with sinusoidal power supply, subject to the tolerances stipulated in NEMA MG-1.			
Rev.	Changes Summary	Performed	Checked	Date	
Performed by					
Checked by			Page	Revision	
Date	13/04/2022		1 / 21		

TORQUE AND CURRENT VS SPEED CURVE

Three Phase Induction Motor - Squirrel Cage



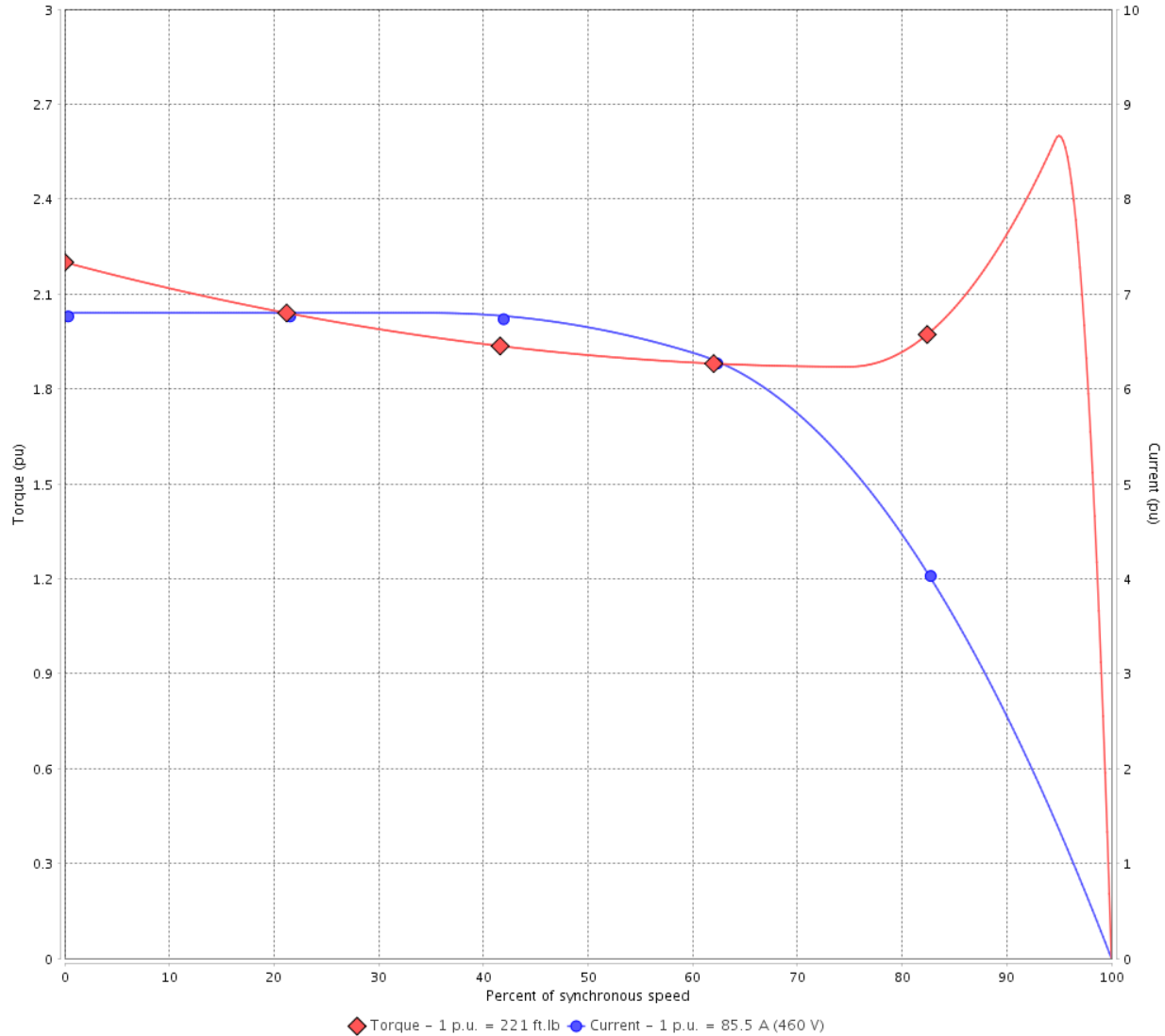
Customer :

Product line : W40 NEMA Premium Efficiency
Three-Phase

Product code : 14285129

Catalog # : 07518OT3E365T-W40G

TORQUE AND CURRENT VS SPEED CURVE



Performance : 230/460 V 60 Hz 4P

Rated current	: 171/85.5 A	Moment of inertia (J)	: 16.8 sq.ft.lb
LRC	: 6.8	Duty cycle	: Cont.(S1)
Rated torque	: 221 ft.lb	Insulation class	: F
Locked rotor torque	: 220 %	Service factor	: 1.25
Breakdown torque	: 260 %	Temperature rise	: 80 K
Rated speed	: 1780 rpm	Design	: B

Locked rotor time : 25s (cold) 14s (hot)

Rev.	Changes Summary	Performed	Checked	Date
Performed by			Page 2 / 21	Revision
Checked by				
Date	13/04/2022			

TORQUE AND CURRENT VS SPEED CURVE



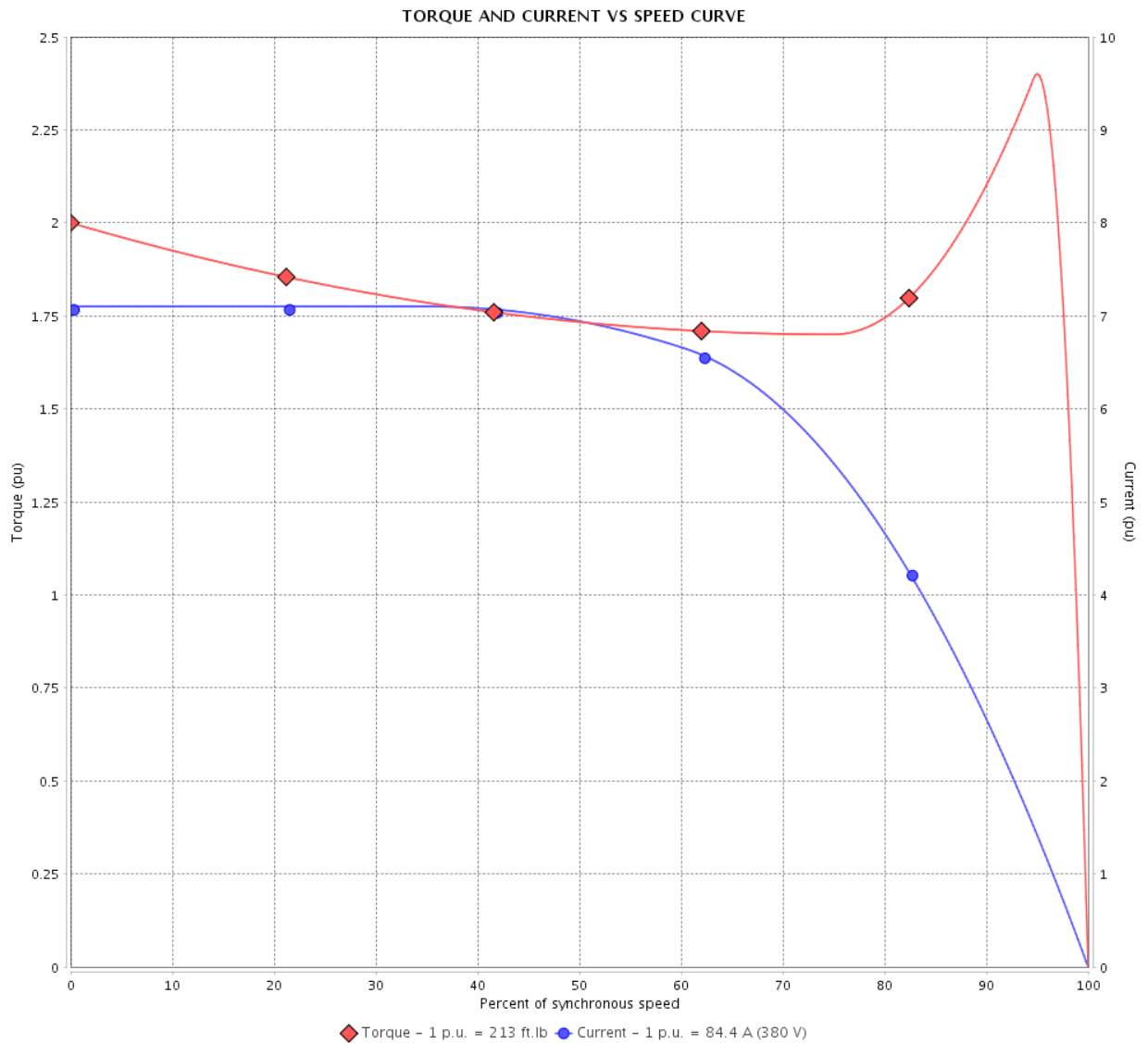
Three Phase Induction Motor - Squirrel Cage

Customer :

Product line : W40 NEMA Premium Efficiency
Three-Phase

Product code : 14285129

Catalog # : 07518OT3E365T-W40G



Performance : 380 V 50 Hz 4P IE3

Rated current	: 84.4 A	Moment of inertia (J)	: 16.8 sq.ft.lb
LRC	: 7.1	Duty cycle	: Cont.(S1)
Rated torque	: 213 ft.lb	Insulation class	: F
Locked rotor torque	: 200 %	Service factor	: 1.00
Breakdown torque	: 240 %	Temperature rise	: 80 K
Rated speed	: 1480 rpm	Design	: B

Locked rotor time : 23s (cold) 13s (hot)

Rev.	Changes Summary	Performed	Checked	Date
Performed by			Page 3 / 21	Revision
Checked by				
Date	13/04/2022			

TORQUE AND CURRENT VS SPEED CURVE

Three Phase Induction Motor - Squirrel Cage



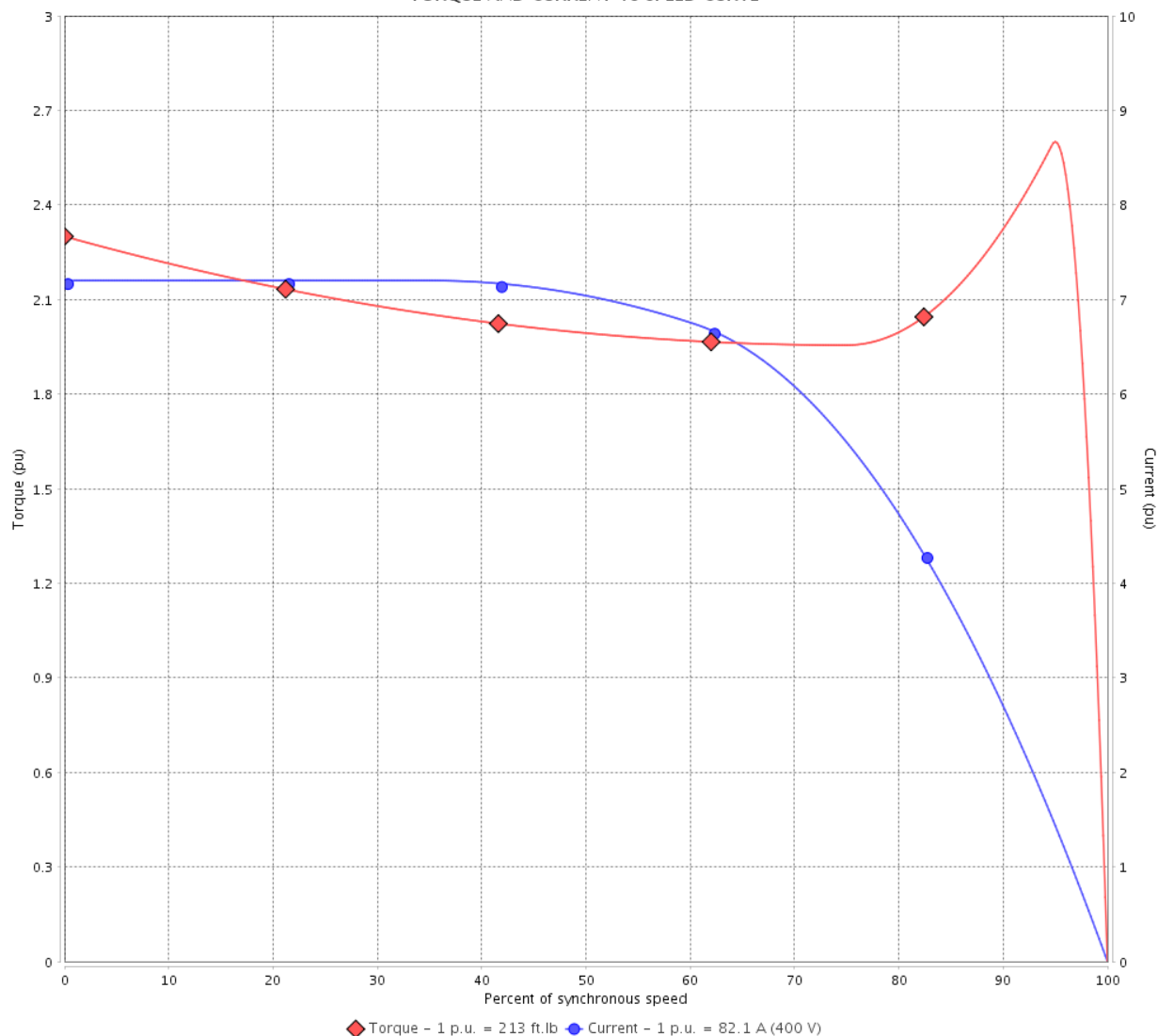
Customer :

Product line : W40 NEMA Premium Efficiency
Three-Phase

Product code : 14285129

Catalog # : 07518OT3E365T-W40G

TORQUE AND CURRENT VS SPEED CURVE



Performance : 400 V 50 Hz 4P IE3

Rated current	: 82.1 A	Moment of inertia (J)	: 16.8 sq.ft.lb
LRC	: 7.2	Duty cycle	: Cont.(S1)
Rated torque	: 213 ft.lb	Insulation class	: F
Locked rotor torque	: 229 %	Service factor	: 1.00
Breakdown torque	: 260 %	Temperature rise	: 80 K
Rated speed	: 1482 rpm	Design	: B

Locked rotor time : 23s (cold) 13s (hot)

Rev.	Changes Summary	Performed	Checked	Date
Performed by			Page 4 / 21	Revision
Checked by				
Date	13/04/2022			

TORQUE AND CURRENT VS SPEED CURVE



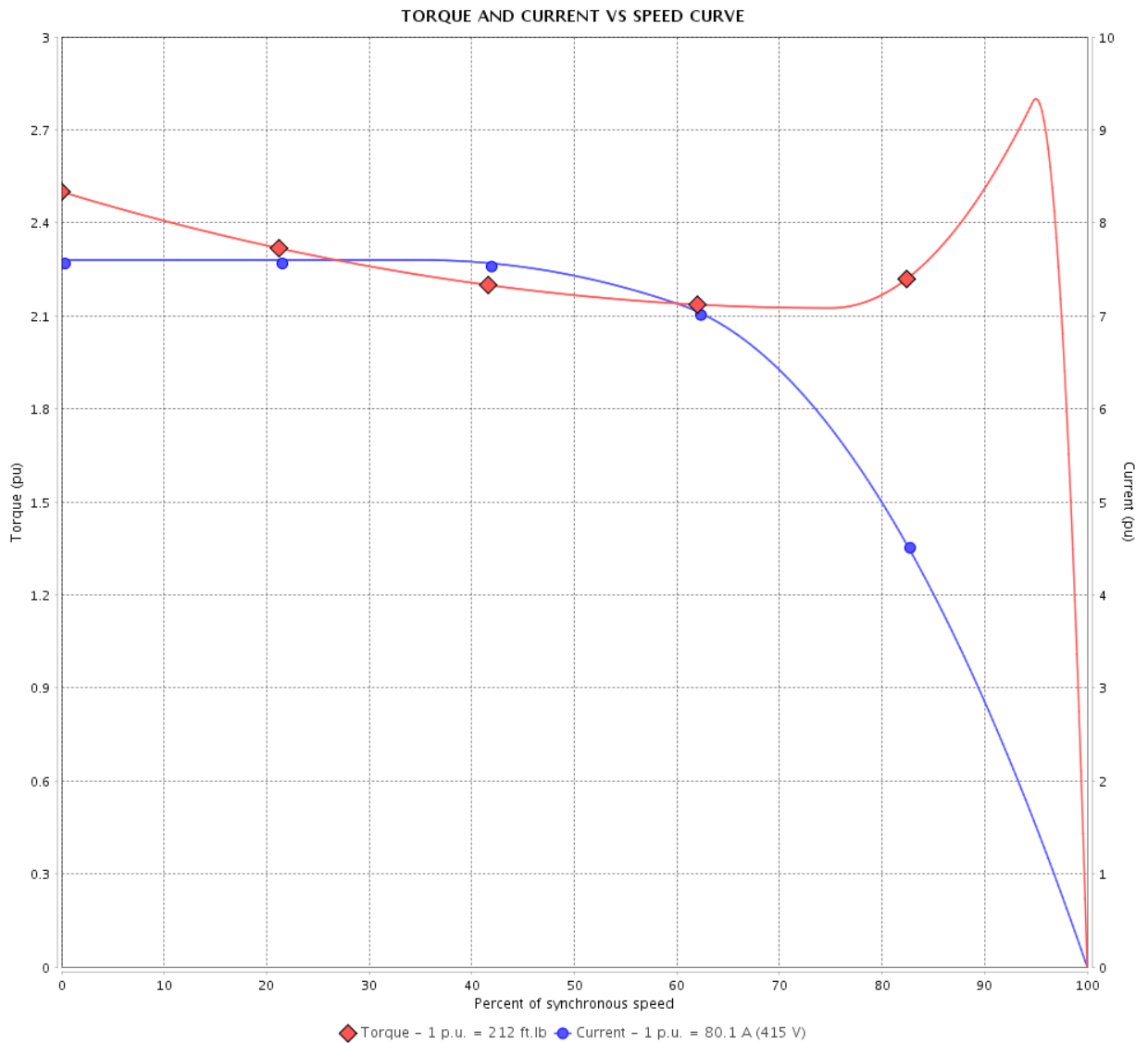
Three Phase Induction Motor - Squirrel Cage

Customer :

Product line : W40 NEMA Premium Efficiency
Three-Phase

Product code : 14285129

Catalog # : 07518OT3E365T-W40G



Performance : 415 V 50 Hz 4P IE3

Rated current	: 80.1 A	Moment of inertia (J)	: 16.8 sq.ft.lb
LRC	: 7.6	Duty cycle	: Cont.(S1)
Rated torque	: 212 ft.lb	Insulation class	: F
Locked rotor torque	: 250 %	Service factor	: 1.00
Breakdown torque	: 280 %	Temperature rise	: 80 K
Rated speed	: 1484 rpm	Design	: B

Locked rotor time : 23s (cold) 13s (hot)

Rev.	Changes Summary	Performed	Checked	Date
Performed by			Page 5 / 21	Revision
Checked by				
Date	13/04/2022			

LOAD PERFORMANCE CURVE

Three Phase Induction Motor - Squirrel Cage

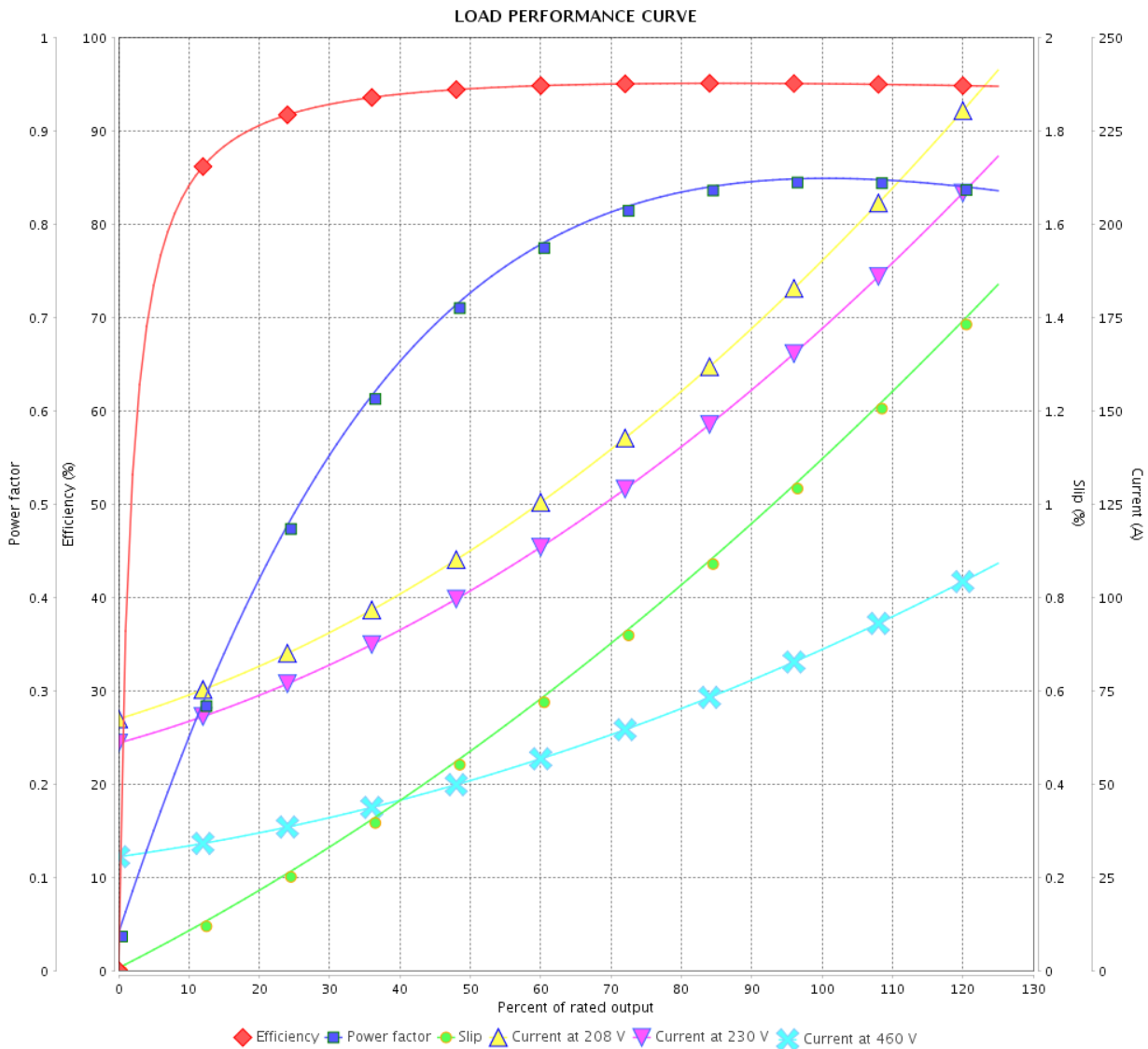


Customer :

Product line : W40 NEMA Premium Efficiency Three-Phase

Product code : 14285129

Catalog # : 07518OT3E365T-W40G



Performance : 230/460 V 60 Hz 4P

Rated current : 171/85.5 A
 LRC : 6.8
 Rated torque : 221 ft.lb
 Locked rotor torque : 220 %
 Breakdown torque : 260 %
 Rated speed : 1780 rpm

Moment of inertia (J) : 16.8 sq.ft.lb
 Duty cycle : Cont.(S1)
 Insulation class : F
 Service factor : 1.25
 Temperature rise : 80 K
 Design : B

Rev.	Changes Summary	Performed	Checked	Date
Performed by			Page	Revision
Checked by				
Date				

LOAD PERFORMANCE CURVE

Three Phase Induction Motor - Squirrel Cage

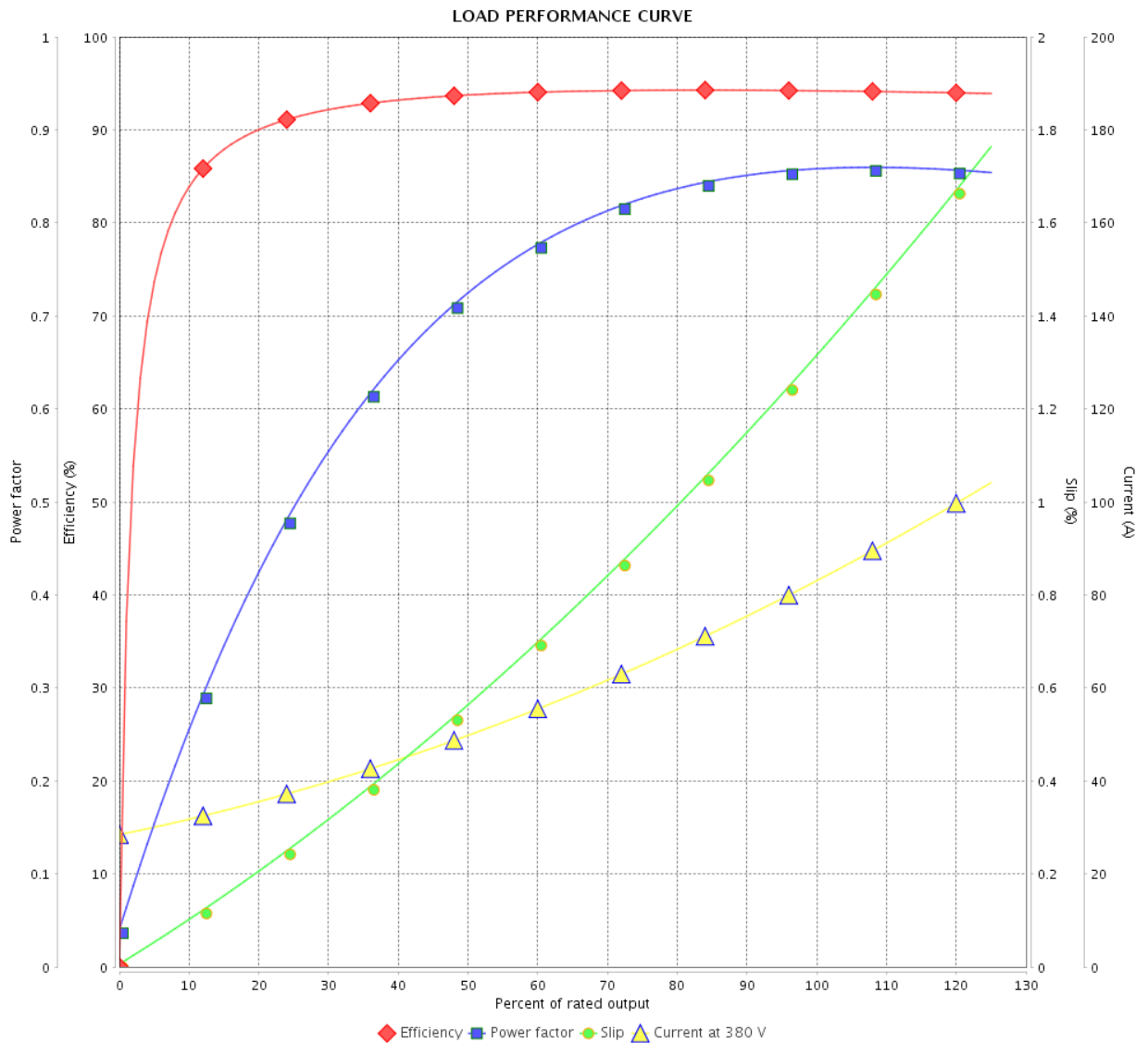


Customer :

Product line : W40 NEMA Premium Efficiency Three-Phase

Product code : 14285129

Catalog # : 07518OT3E365T-W40G



Performance : 380 V 50 Hz 4P IE3

Rated current : 84.4 A
 LRC : 7.1
 Rated torque : 213 ft.lb
 Locked rotor torque : 200 %
 Breakdown torque : 240 %
 Rated speed : 1480 rpm

Moment of inertia (J) : 16.8 sq.ft.lb
 Duty cycle : Cont.(S1)
 Insulation class : F
 Service factor : 1.00
 Temperature rise : 80 K
 Design : B

Rev.	Changes Summary	Performed	Checked	Date
Performed by		Page		Revision
Checked by		7 / 21		
Date		13/04/2022		

LOAD PERFORMANCE CURVE

Three Phase Induction Motor - Squirrel Cage



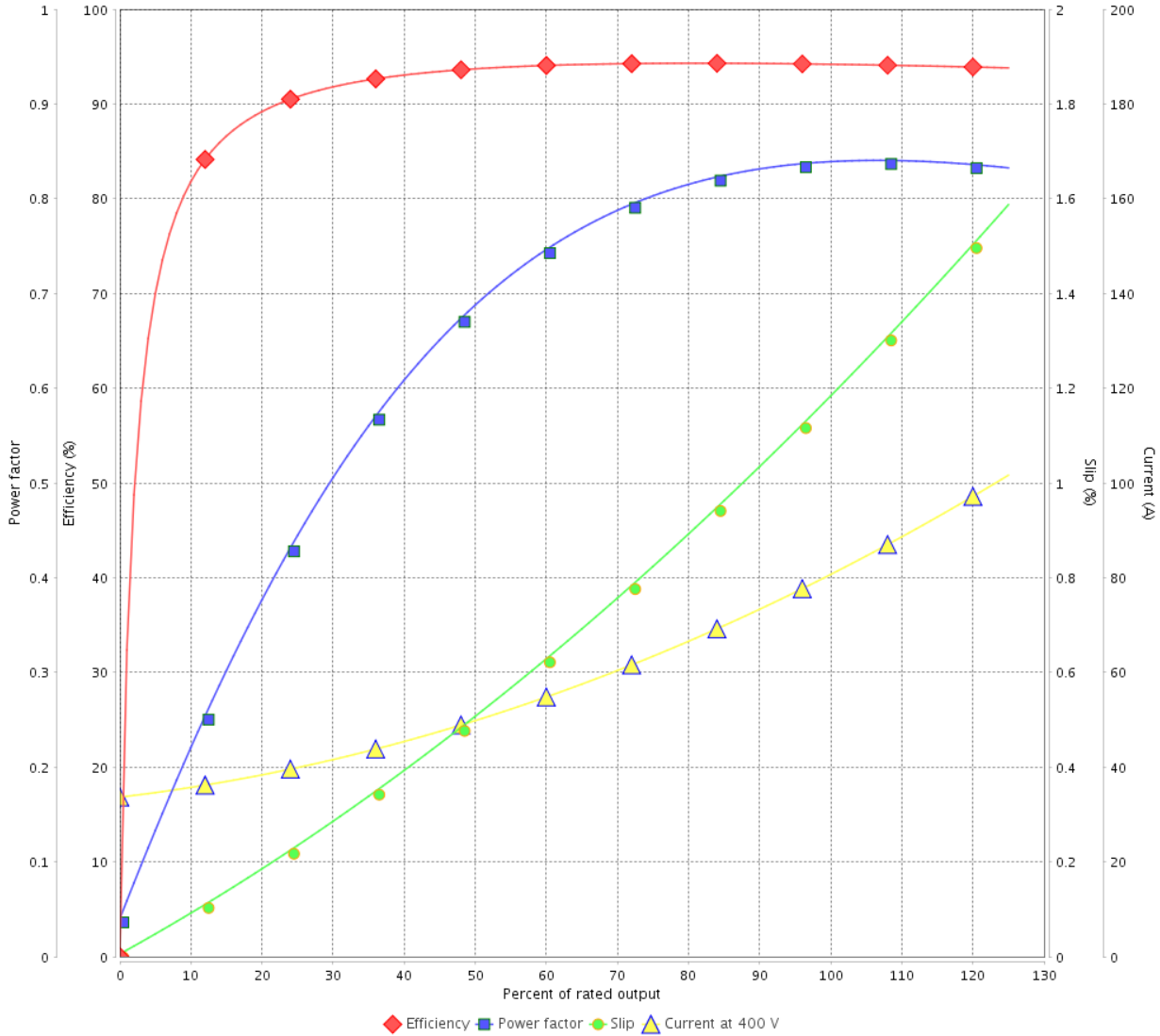
Customer :

Product line : W40 NEMA Premium Efficiency Three-Phase

Product code : 14285129

Catalog # : 07518OT3E365T-W40G

LOAD PERFORMANCE CURVE



Performance : 400 V 50 Hz 4P IE3

Rated current : 82.1 A
 LRC : 7.2
 Rated torque : 213 ft.lb
 Locked rotor torque : 229 %
 Breakdown torque : 260 %
 Rated speed : 1482 rpm

Moment of inertia (J) : 16.8 sq.ft.lb
 Duty cycle : Cont.(S1)
 Insulation class : F
 Service factor : 1.00
 Temperature rise : 80 K
 Design : B

Rev.	Changes Summary	Performed	Checked	Date
Performed by		Page		Revision
Checked by		8 / 21		
Date		13/04/2022		

LOAD PERFORMANCE CURVE

Three Phase Induction Motor - Squirrel Cage

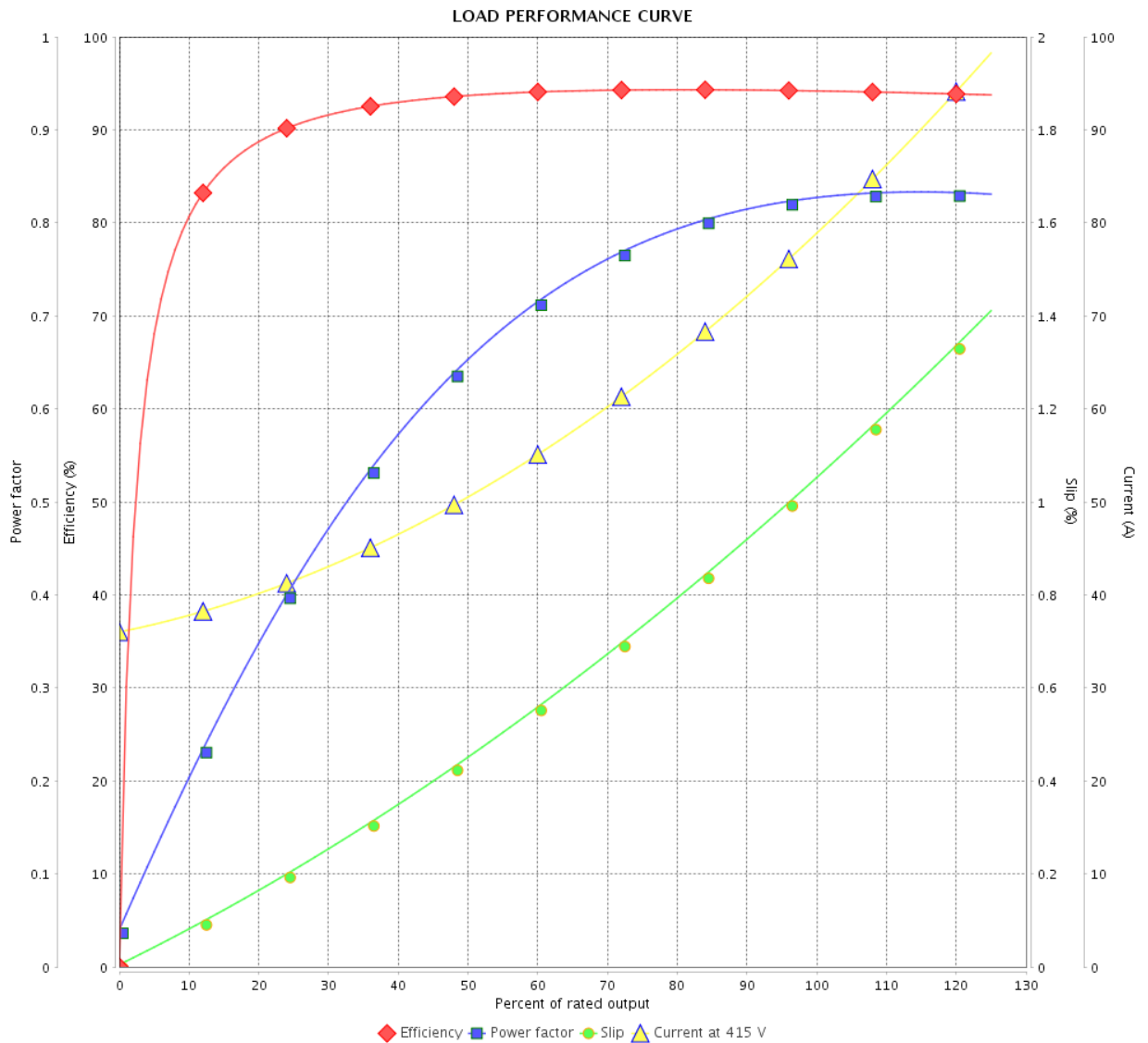


Customer :

Product line : W40 NEMA Premium Efficiency Three-Phase

Product code : 14285129

Catalog # : 07518OT3E365T-W40G



Performance : 415 V 50 Hz 4P IE3

Rated current : 80.1 A
 LRC : 7.6
 Rated torque : 212 ft.lb
 Locked rotor torque : 250 %
 Breakdown torque : 280 %
 Rated speed : 1484 rpm

Moment of inertia (J) : 16.8 sq.ft.lb
 Duty cycle : Cont.(S1)
 Insulation class : F
 Service factor : 1.00
 Temperature rise : 80 K
 Design : B

Rev.	Changes Summary	Performed	Checked	Date
Performed by		Page		Revision
Checked by		9 / 21		
Date		13/04/2022		

THERMAL LIMIT CURVE



Three Phase Induction Motor - Squirrel Cage

Customer :

Product line : W40 NEMA Premium Efficiency
Three-Phase

Product code : 14285129

Catalog # : 07518OT3E365T-W40G

Performance : 230/460 V 60 Hz 4P

Rated current : 171/85.5 A
LRC : 6.8
Rated torque : 221 ft.lb
Locked rotor torque : 220 %
Breakdown torque : 260 %
Rated speed : 1780 rpm

Moment of inertia (J) : 16.8 sq.ft.lb
Duty cycle : Cont.(S1)
Insulation class : F
Service factor : 1.25
Temperature rise : 80 K
Design : B

Heating constant

Cooling constant

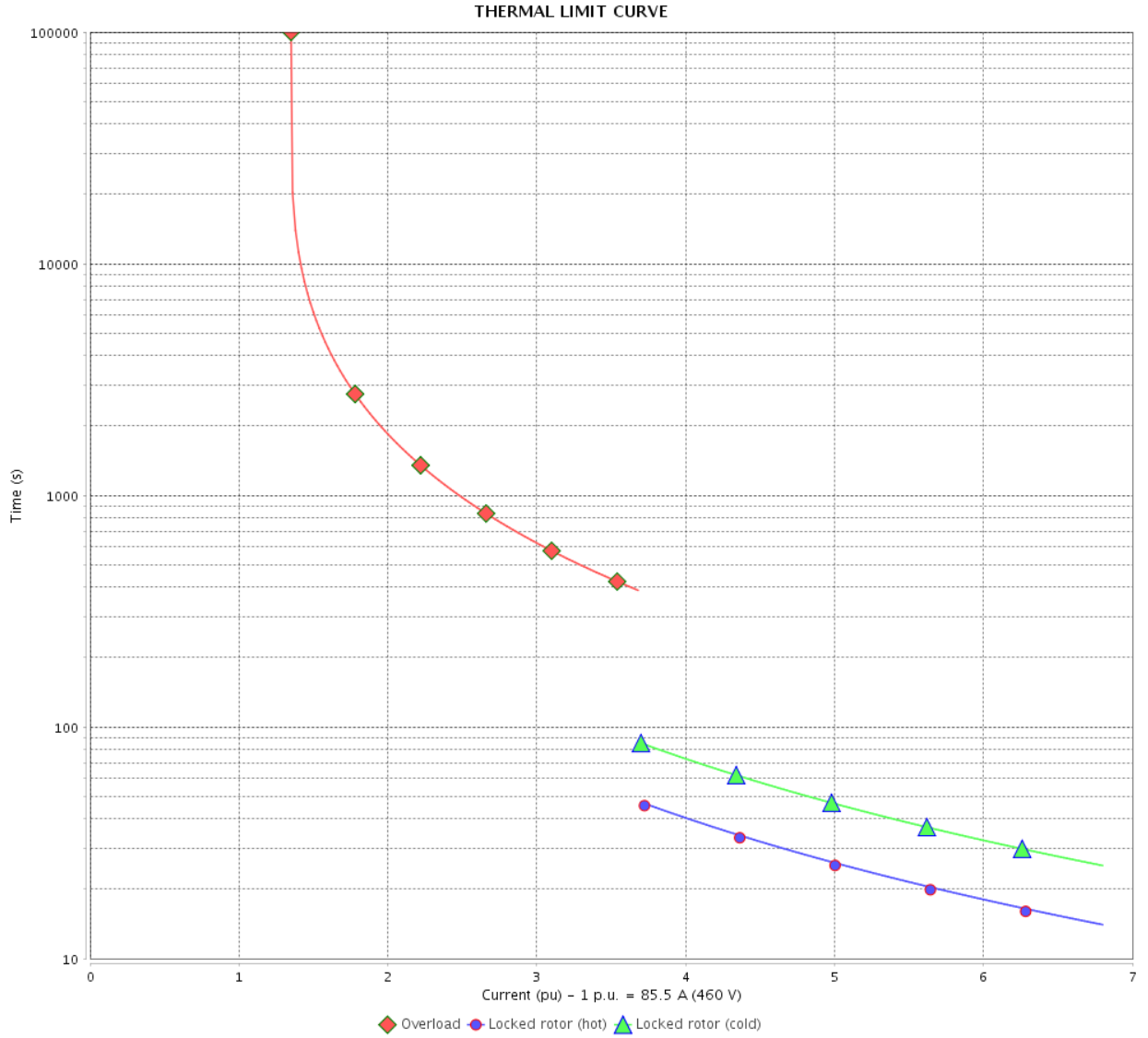
Rev.	Changes Summary	Performed	Checked	Date
Performed by				
Checked by			Page	Revision
Date	13/04/2022		10 / 21	

THERMAL LIMIT CURVE

Three Phase Induction Motor - Squirrel Cage



Customer : _____



Rev.	Changes Summary	Performed	Checked	Date
Performed by		Page		Revision
Checked by		11 / 21		
Date		13/04/2022		

THERMAL LIMIT CURVE



Three Phase Induction Motor - Squirrel Cage

Customer :

Product line : W40 NEMA Premium Efficiency
Three-Phase

Product code : 14285129

Catalog # : 07518OT3E365T-W40G

Performance : 380 V 50 Hz 4P IE3

Rated current	: 84.4 A	Moment of inertia (J)	: 16.8 sq.ft.lb
LRC	: 7.1	Duty cycle	: Cont.(S1)
Rated torque	: 213 ft.lb	Insulation class	: F
Locked rotor torque	: 200 %	Service factor	: 1.00
Breakdown torque	: 240 %	Temperature rise	: 80 K
Rated speed	: 1480 rpm	Design	: B

Heating constant

Cooling constant

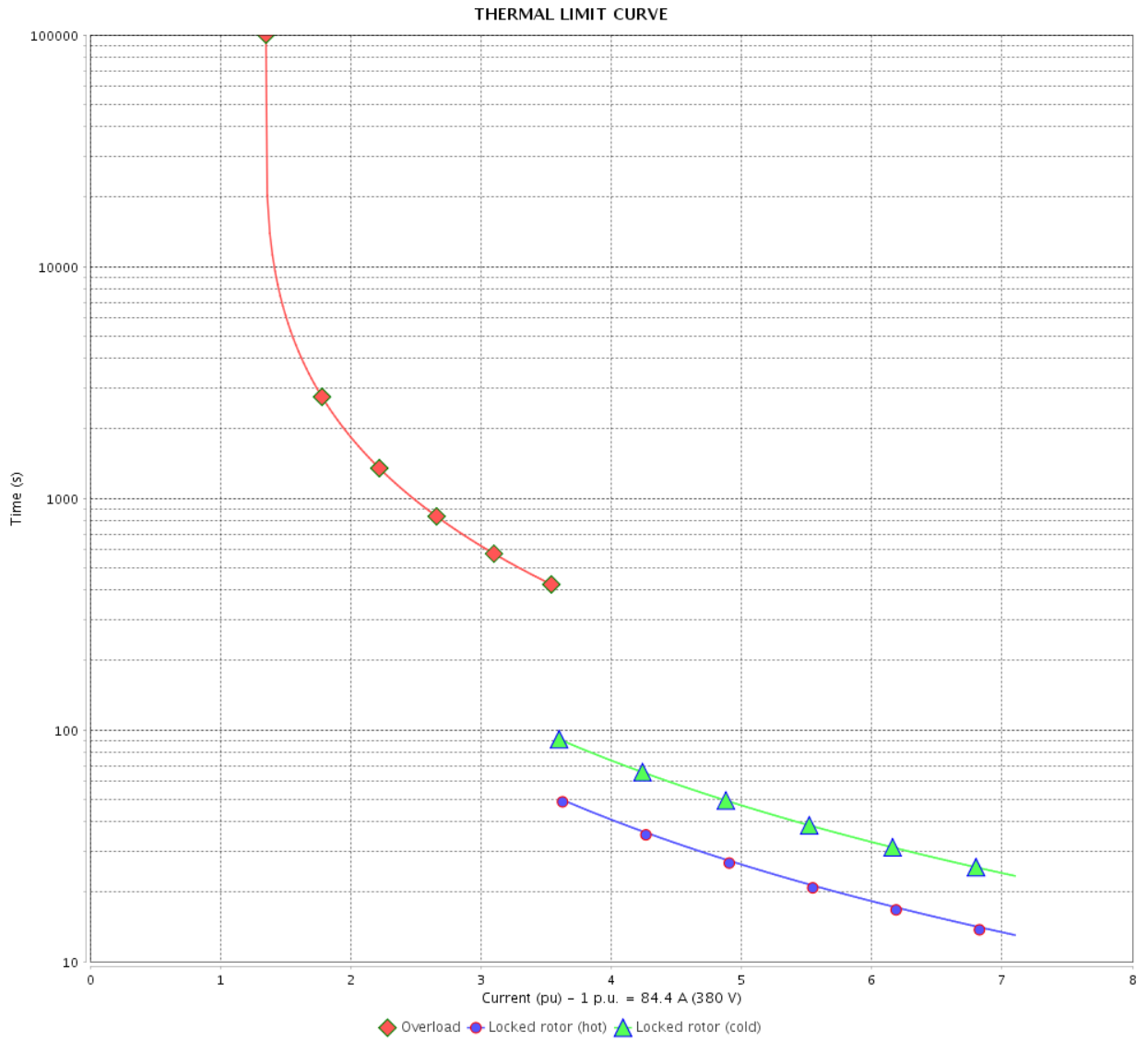
Rev.	Changes Summary	Performed	Checked	Date
Performed by				
Checked by			Page	Revision
Date	13/04/2022		12 / 21	

THERMAL LIMIT CURVE

Three Phase Induction Motor - Squirrel Cage



Customer : _____



Rev.	Changes Summary	Performed	Checked	Date
Performed by		Page 13 / 21		Revision
Checked by				
Date				

THERMAL LIMIT CURVE



Three Phase Induction Motor - Squirrel Cage

Customer :

Product line : W40 NEMA Premium Efficiency
Three-Phase

Product code : 14285129

Catalog # : 07518OT3E365T-W40G

Performance : 400 V 50 Hz 4P IE3

Rated current	: 82.1 A	Moment of inertia (J)	: 16.8 sq.ft.lb
LRC	: 7.2	Duty cycle	: Cont.(S1)
Rated torque	: 213 ft.lb	Insulation class	: F
Locked rotor torque	: 229 %	Service factor	: 1.00
Breakdown torque	: 260 %	Temperature rise	: 80 K
Rated speed	: 1482 rpm	Design	: B

Heating constant

Cooling constant

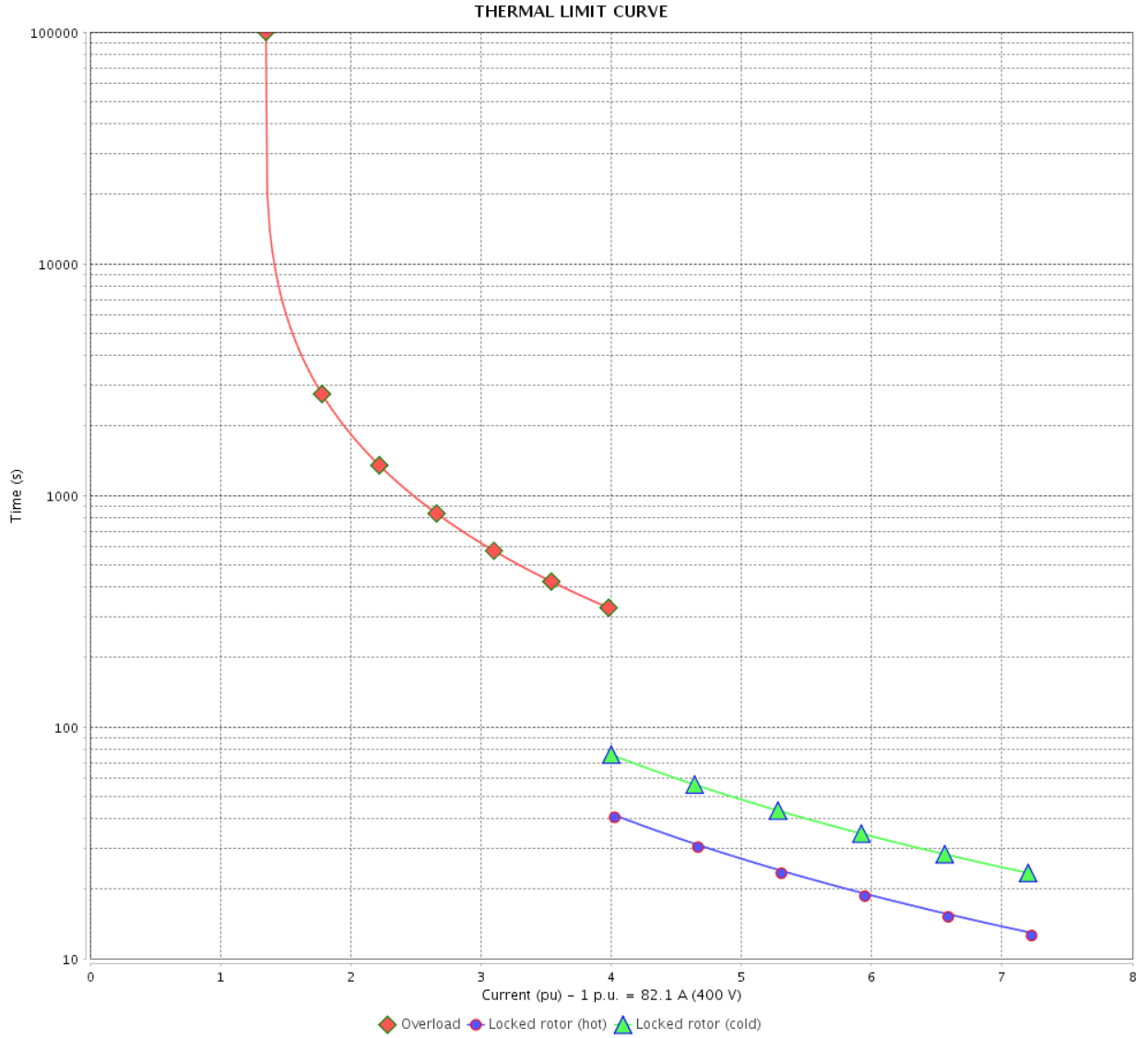
Rev.	Changes Summary	Performed	Checked	Date
Performed by				
Checked by			Page	Revision
Date	13/04/2022		14 / 21	

THERMAL LIMIT CURVE

Three Phase Induction Motor - Squirrel Cage



Customer : _____



Rev.	Changes Summary	Performed	Checked	Date
Performed by		Page 15 / 21		Revision
Checked by				
Date				

THERMAL LIMIT CURVE



Three Phase Induction Motor - Squirrel Cage

Customer :

Product line : W40 NEMA Premium Efficiency
Three-Phase

Product code : 14285129

Catalog # : 07518OT3E365T-W40G

Performance : 415 V 50 Hz 4P IE3

Rated current	: 80.1 A	Moment of inertia (J)	: 16.8 sq.ft.lb
LRC	: 7.6	Duty cycle	: Cont.(S1)
Rated torque	: 212 ft.lb	Insulation class	: F
Locked rotor torque	: 250 %	Service factor	: 1.00
Breakdown torque	: 280 %	Temperature rise	: 80 K
Rated speed	: 1484 rpm	Design	: B

Heating constant

Cooling constant

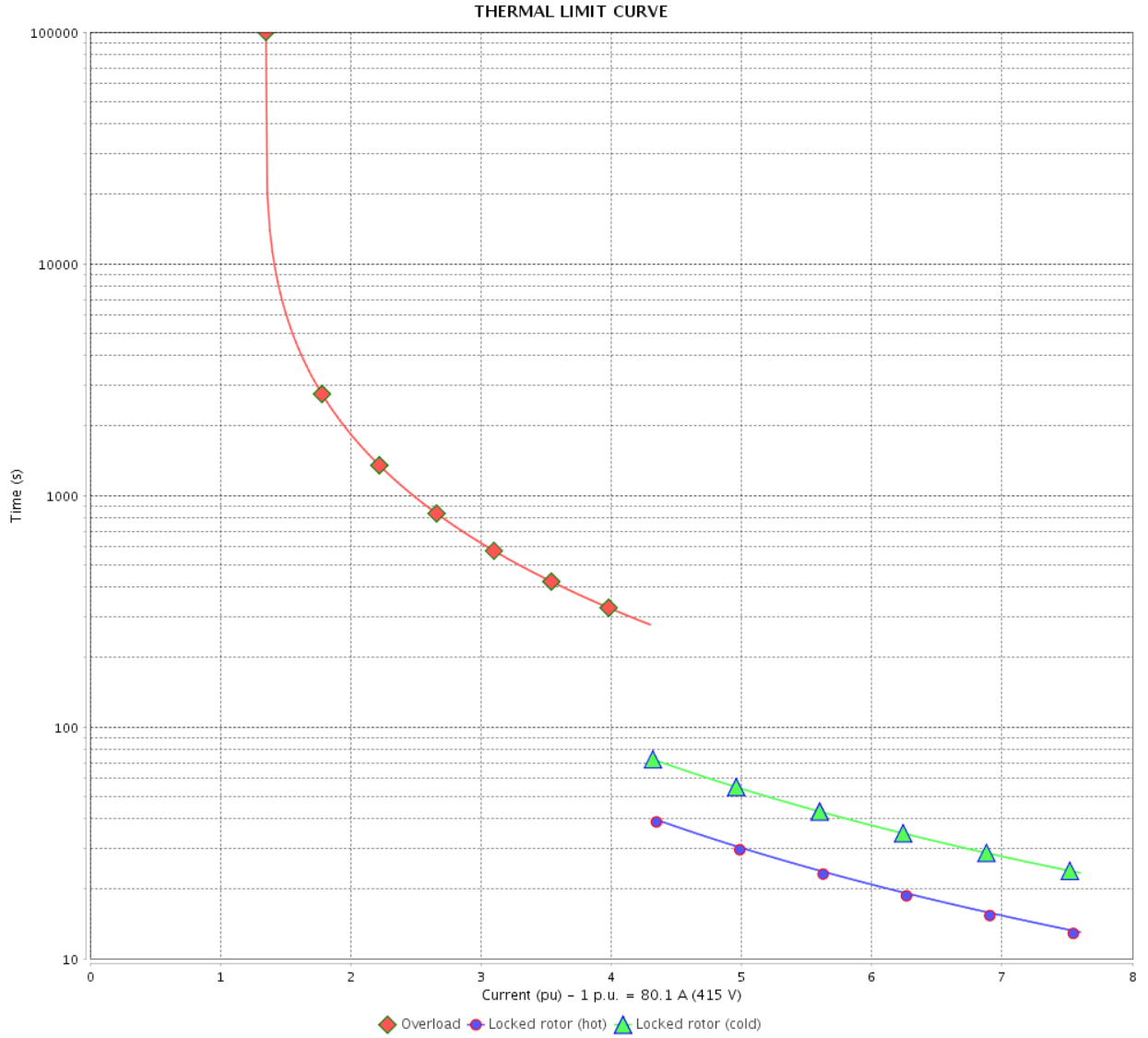
Rev.	Changes Summary	Performed	Checked	Date
Performed by				
Checked by			Page	Revision
Date	13/04/2022		16 / 21	

THERMAL LIMIT CURVE

Three Phase Induction Motor - Squirrel Cage



Customer : _____



Rev.	Changes Summary	Performed	Checked	Date
Performed by		Page 17 / 21		Revision
Checked by				
Date				

VFD OPERATION CURVE

Three Phase Induction Motor - Squirrel Cage



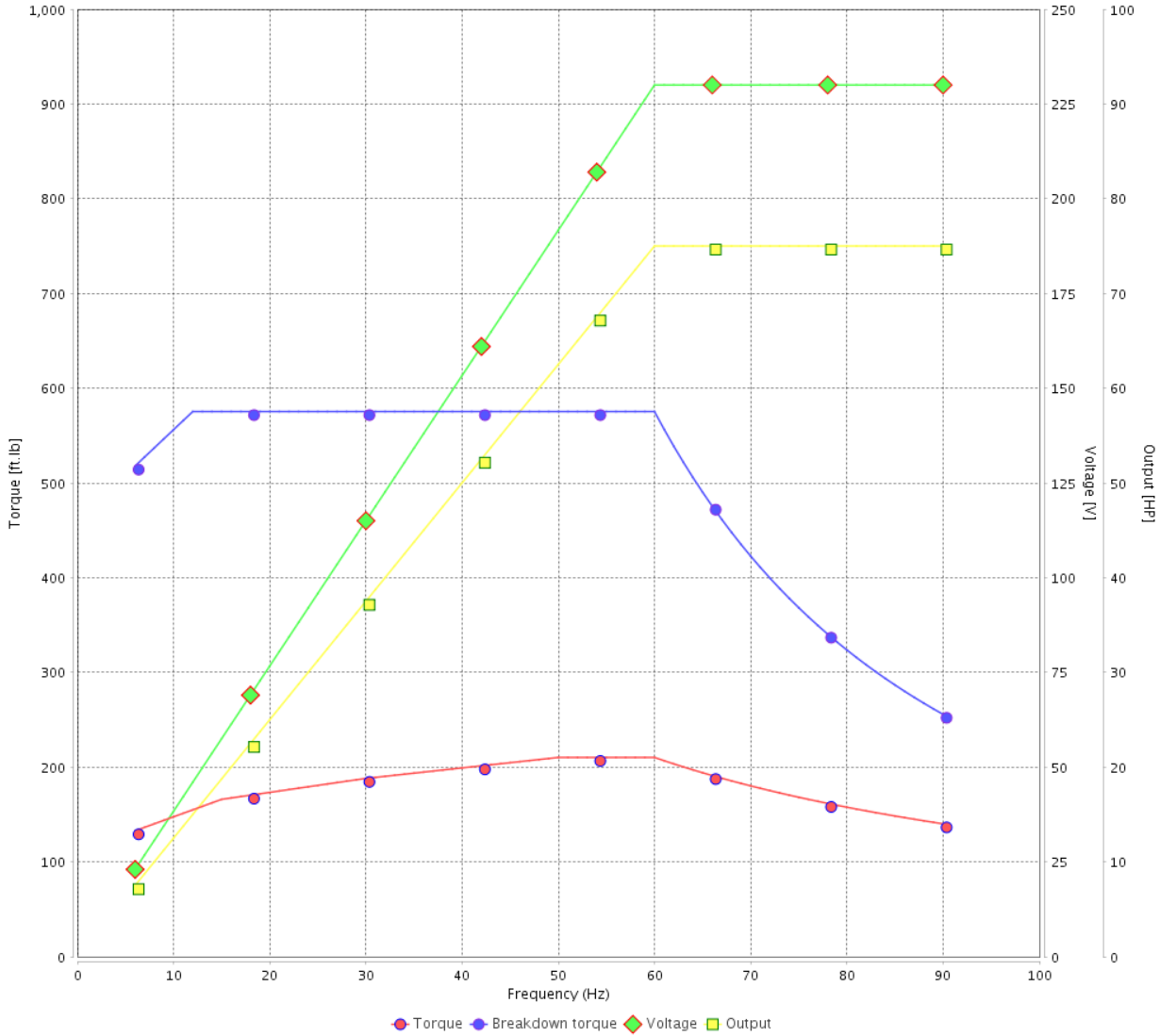
Customer :

Product line : W40 NEMA Premium Efficiency Three-Phase

Product code : 14285129

Catalog # : 07518OT3E365T-W40G

VFD OPERATION CURVE



Performance : 230/460 V 60 Hz 4P

Rated current : 171/85.5 A
 LRC : 6.8
 Rated torque : 221 ft.lb
 Locked rotor torque : 220 %
 Breakdown torque : 260 %
 Rated speed : 1780 rpm

Moment of inertia (J) : 16.8 sq.ft.lb
 Duty cycle : Cont.(S1)
 Insulation class : F
 Service factor : 1.25
 Temperature rise : 80 K
 Design : B

Rev.	Changes Summary	Performed	Checked	Date
Performed by			Page 18 / 21	Revision
Checked by				
Date	13/04/2022			

VFD OPERATION CURVE

Three Phase Induction Motor - Squirrel Cage

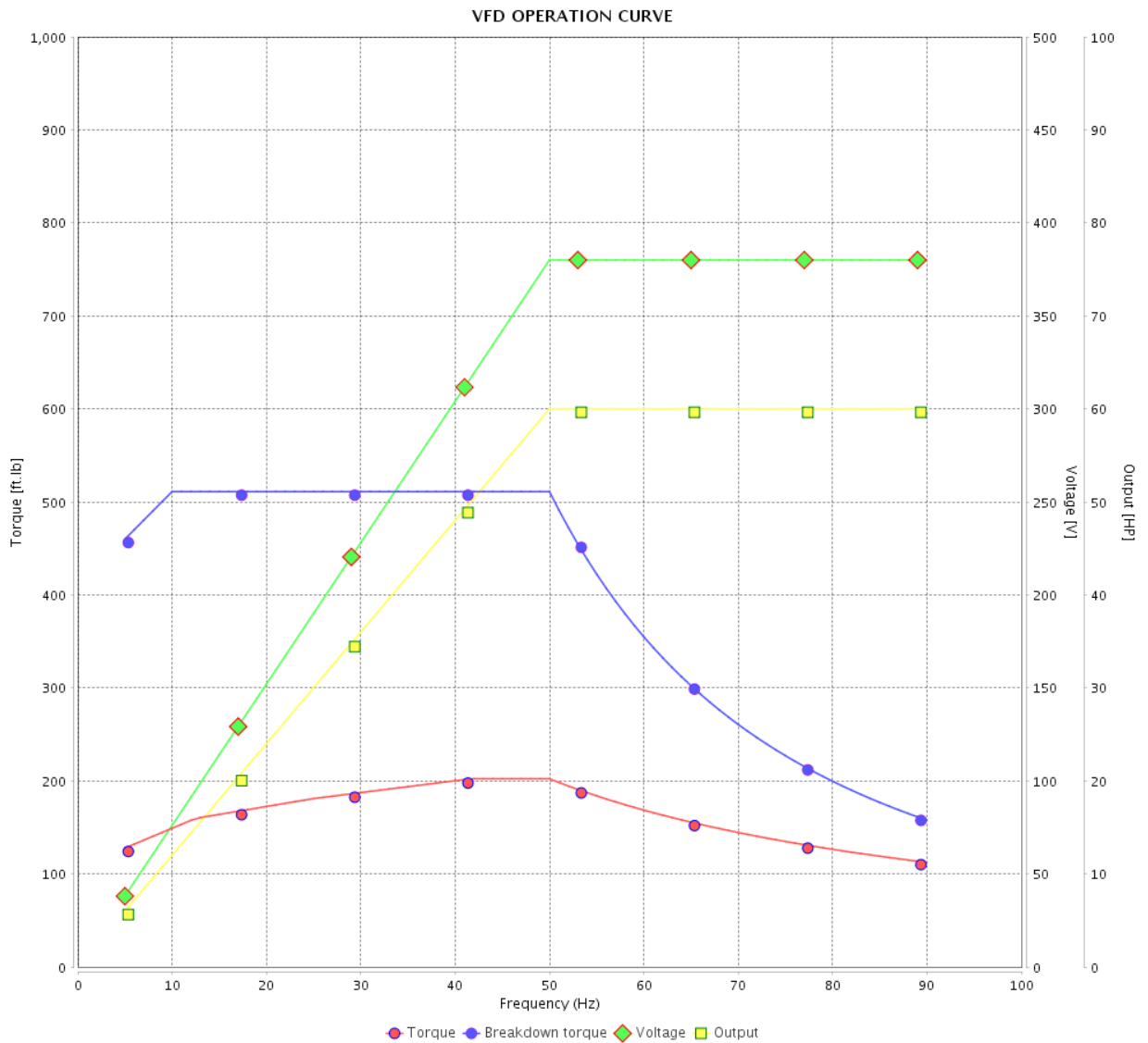


Customer :

Product line : W40 NEMA Premium Efficiency
Three-Phase

Product code : 14285129

Catalog # : 07518OT3E365T-W40G



Performance : 380 V 50 Hz 4P IE3

Rated current : 84.4 A
LRC : 7.1
Rated torque : 213 ft.lb
Locked rotor torque : 200 %
Breakdown torque : 240 %
Rated speed : 1480 rpm

Moment of inertia (J) : 16.8 sq.ft.lb
Duty cycle : Cont.(S1)
Insulation class : F
Service factor : 1.00
Temperature rise : 80 K
Design : B

Rev.	Changes Summary	Performed	Checked	Date
Performed by			Page 19 / 21	Revision
Checked by				
Date	13/04/2022			

VFD OPERATION CURVE

Three Phase Induction Motor - Squirrel Cage



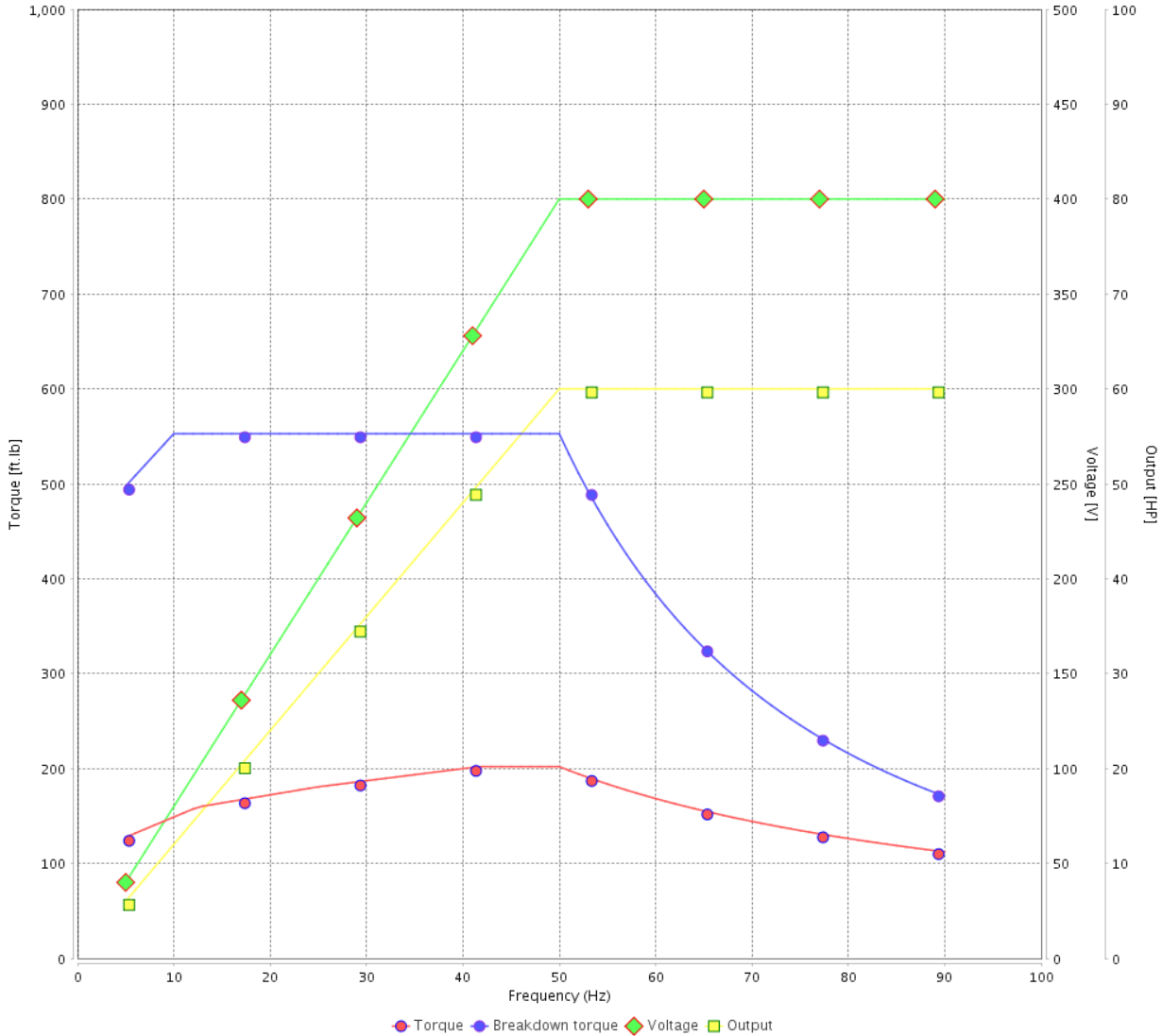
Customer :

Product line : W40 NEMA Premium Efficiency Three-Phase

Product code : 14285129

Catalog # : 07518OT3E365T-W40G

VFD OPERATION CURVE



Performance : 400 V 50 Hz 4P IE3

Rated current : 82.1 A
 LRC : 7.2
 Rated torque : 213 ft.lb
 Locked rotor torque : 229 %
 Breakdown torque : 260 %
 Rated speed : 1482 rpm

Moment of inertia (J) : 16.8 sq.ft.lb
 Duty cycle : Cont.(S1)
 Insulation class : F
 Service factor : 1.00
 Temperature rise : 80 K
 Design : B

Rev.	Changes Summary	Performed	Checked	Date
Performed by			Page	Revision
Checked by				
Date				

VFD OPERATION CURVE

Three Phase Induction Motor - Squirrel Cage

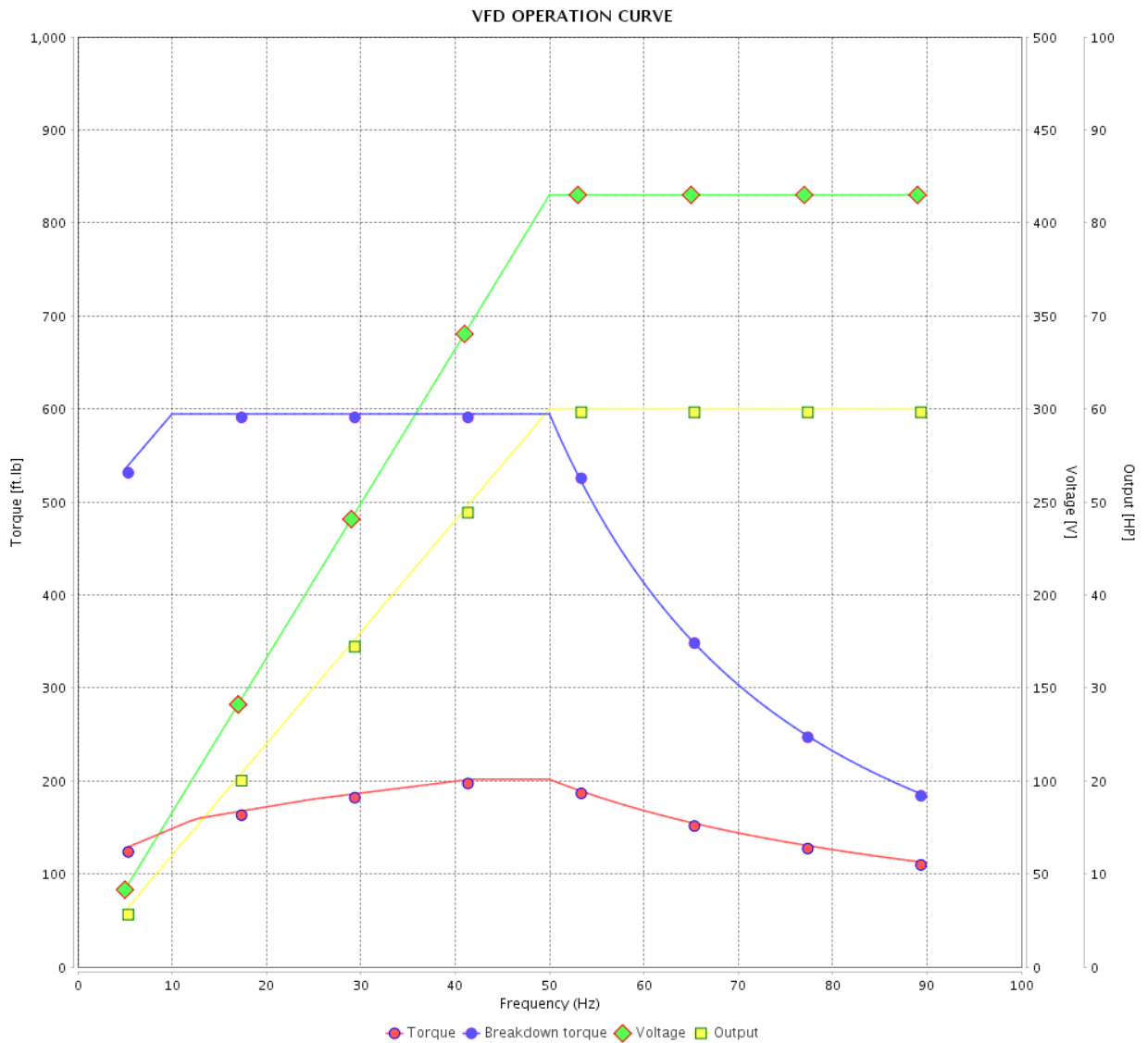


Customer :

Product line : W40 NEMA Premium Efficiency
Three-Phase

Product code : 14285129

Catalog # : 07518OT3E365T-W40G

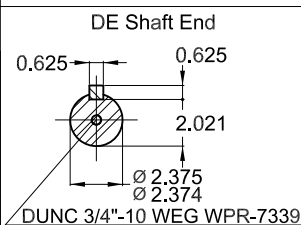
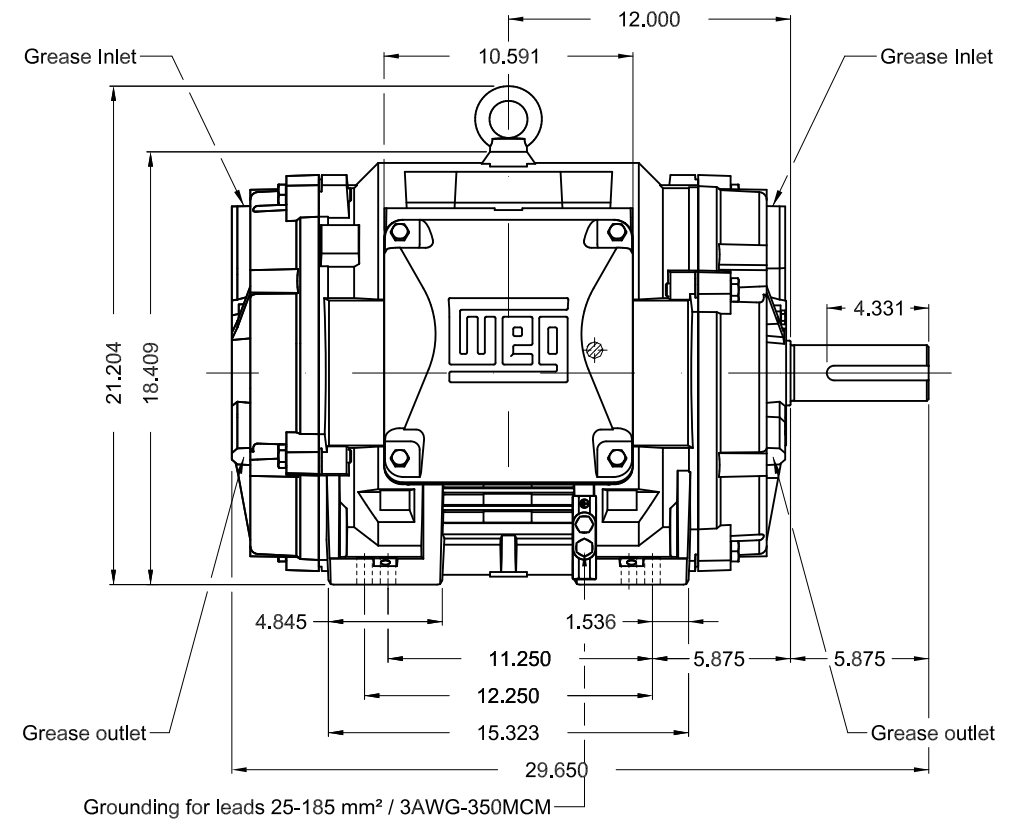
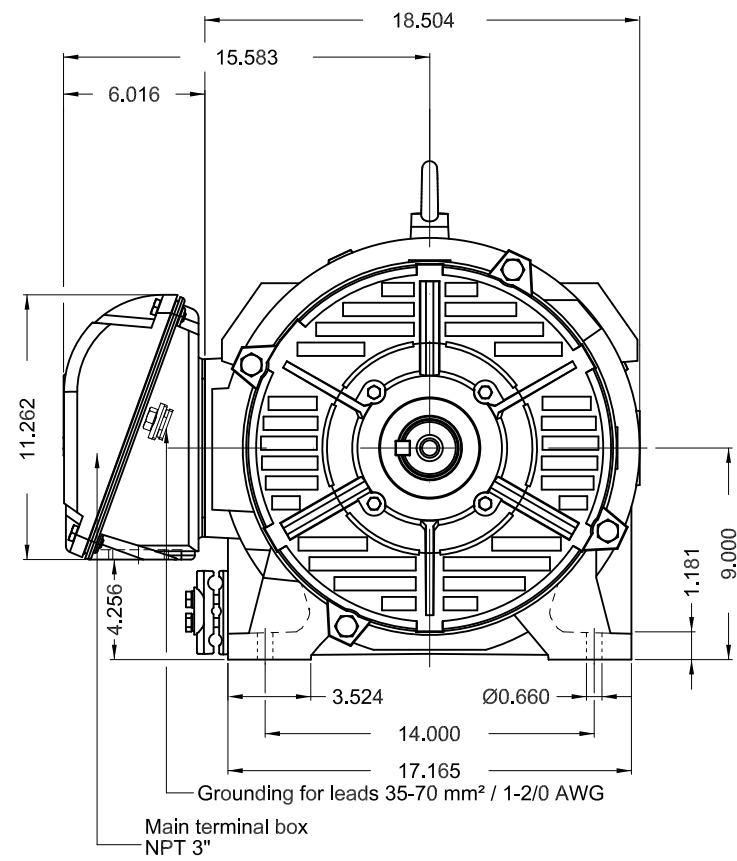


Performance : 415 V 50 Hz 4P IE3

Rated current : 80.1 A
 LRC : 7.6
 Rated torque : 212 ft.lb
 Locked rotor torque : 250 %
 Breakdown torque : 280 %
 Rated speed : 1484 rpm

Moment of inertia (J) : 16.8 sq.ft.lb
 Duty cycle : Cont.(S1)
 Insulation class : F
 Service factor : 1.00
 Temperature rise : 80 K
 Design : B

Rev.	Changes Summary	Performed	Checked	Date
Performed by			Page 21 / 21	Revision
Checked by				
Date	13/04/2022			



Internal AEGIS ground ring on the DE

Color RAL 5009

Painting plan 203A

Mounting NEMA F-1

Mounting B3R(D)

75 HP 04 Poles 60 Hz

Dimensions in inches

1:8

ECM	LOC	SUMMARY OF MODIFICATIONS	EXECUTED	CHECKED	RELEASED	DATE	VER
EXECUTED	PIRWBUSER	THREE PH. MOTOR W40 PREM. EFF.					
CHECKED		FRAME 364/5T IP23 ODP					
RELEASED							
REL DT.	WMO	Jaragua do Sul	Product Engineering	SHEET	1 / 1		

PREVIEW
WDD

