

DATA SHEET



Three Phase Induction Motor - Squirrel Cage

Customer :								
Product line	: NEMA Premium Efficiency Three-Phase	Product code :	13273085					
		Catalog # :	10012ET3E444T-W22G					
Frame	: 444/5T	Cooling method	: IC411 - TEFC					
Insulation class	: F	Mounting	: F-1					
Duty cycle	: Cont.(S1)	Rotation ¹	: Both (CW and CCW)					
Ambient temperature	: -20°C to +40°C	Starting method	: Direct On Line					
Altitude	: 1000 m.a.s.l.	Approx. weight ²	: 1668 lb					
Protection degree	: IP55	Moment of inertia (J)	: 87.3 sq.ft.lb					
Design	: B							
Output [HP]	100	75	75	75	100	100	100	
Poles	6	6	6	6	6	6	6	
Frequency [Hz]	60	50	50	50	50	50	50	
Rated voltage [V]	230/460	380	400	415	380	400	415	
Rated current [A]	242/121	107	104	102	145	139	135	
L. R. Amperes [A]	1500/750	706	749	785	725	765	810	
LRC [A]	6.2x(Code G)	6.6x(Code G)	7.2x(Code H)	7.7x(Code J)	5.0x(Code E)	5.5x(Code F)	6.0x(Code G)	
No load current [A]	90.0/45.0	45.0	48.0	50.0	45.0	48.0	50.0	
Rated speed [RPM]	1185	985	990	990	980	985	985	
Slip [%]	1.25	1.50	1.00	1.00	2.00	1.50	1.50	
Rated torque [ft.lb]	443	400	398	398	536	533	533	
Locked rotor torque [%]	220	229	250	270	170	190	200	
Breakdown torque [%]	250	280	310	340	210	229	250	
Service factor	1.25	1.00	1.00	1.00	1.00	1.00	1.00	
Temperature rise	80 K	80 K	80 K	80 K	105 K	105 K	105 K	
Locked rotor time	36s (cold) 20s (hot)	27s (cold) 15s (hot)	27s (cold) 15s (hot)	27s (cold) 15s (hot)	27s (cold) 15s (hot)	27s (cold) 15s (hot)	27s (cold) 15s (hot)	
Noise level ²	69.0 dB(A)	65.0 dB(A)	65.0 dB(A)	65.0 dB(A)	65.0 dB(A)	65.0 dB(A)	65.0 dB(A)	
Efficiency (%)	25%	94.4	93.7	93.7	93.5	94.8	94.8	94.8
	50%	94.5	93.8	93.8	93.7	94.5	94.5	94.5
	75%	95.0	94.3	94.6	94.6	94.0	94.5	94.5
	100%	95.0	94.2	94.5	94.6	93.6	94.0	94.0
Power Factor	25%	0.44	0.40	0.37	0.34	0.50	0.46	0.44
	50%	0.68	0.64	0.60	0.57	0.74	0.71	0.68
	75%	0.78	0.77	0.74	0.71	0.82	0.80	0.78
	100%	0.82	0.83	0.81	0.79	0.84	0.83	0.82
Bearing type	: Drive end : 6319 C3	Non drive end : 6316 C3	Foundation loads					
Sealing	: WSeal	WSeal	Max. traction	: 2719 lb				
Lubrication interval	: 13000 h	16000 h	Max. compression	: 4387 lb				
Lubricant amount	: 45 g	34 g						
Lubricant type	: Mobil Polyrex EM							
Notes								
USABLE @208V 268A SF 1.10 SFA 294A								
This revision replaces and cancel the previous one, which must be eliminated. (1) Looking the motor from the shaft end. (2) Measured at 1m and with tolerance of +3dB(A). (3) Approximate weight subject to changes after manufacturing process. (4) At 100% of full load.				These are average values based on tests with sinusoidal power supply, subject to the tolerances stipulated in NEMA MG-1.				
Rev.	Changes Summary			Performed	Checked	Date		
Performed by								
Checked by					Page	Revision		
Date	13/04/2022				1 / 36			

TORQUE AND CURRENT VS SPEED CURVE

Three Phase Induction Motor - Squirrel Cage



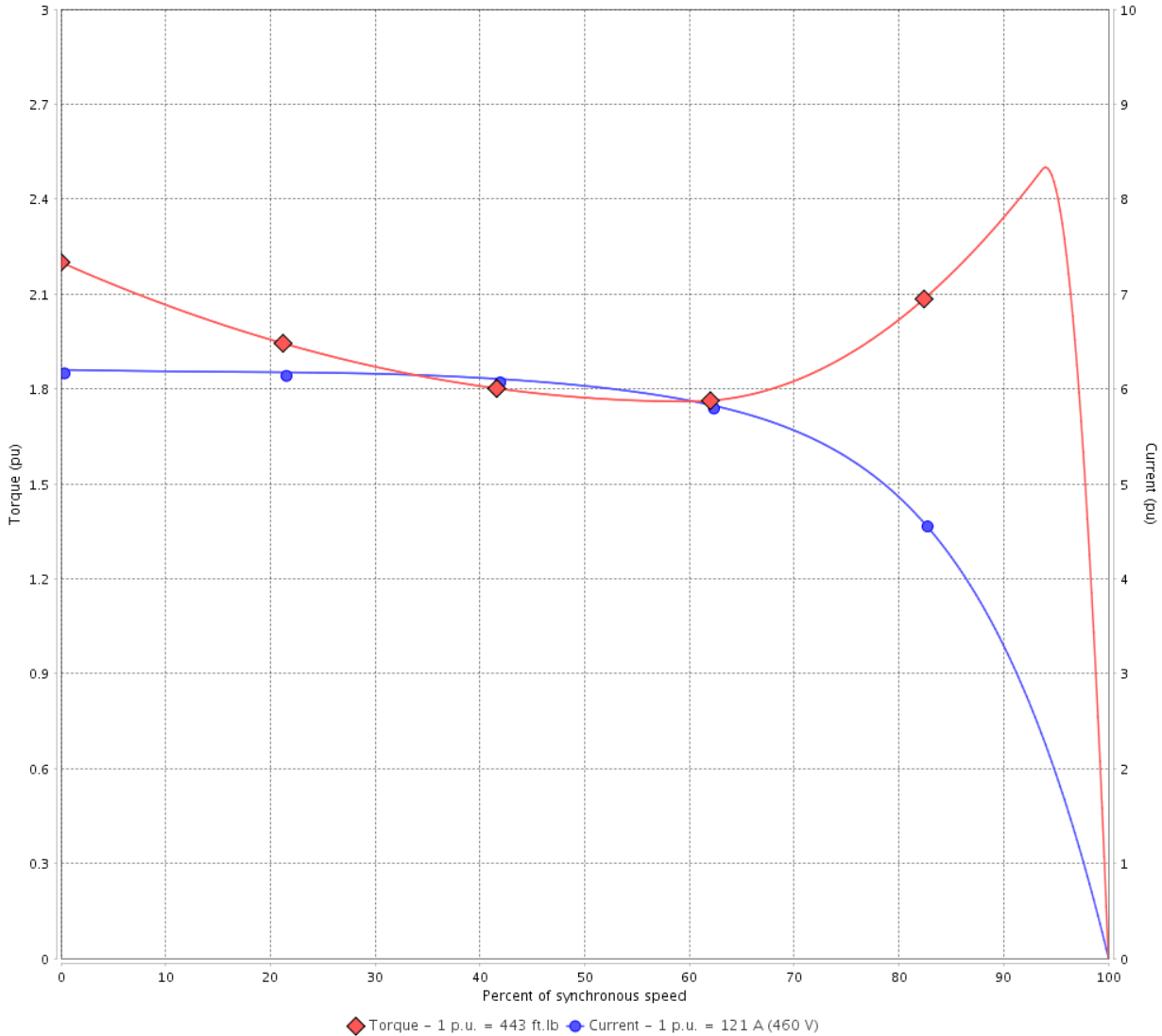
Customer :

Product line : NEMA Premium Efficiency Three-Phase

Product code : 13273085

Catalog # : 10012ET3E444T-W22G

TORQUE AND CURRENT VS SPEED CURVE



Performance : 230/460 V 60 Hz 6P

Rated current	: 242/121 A	Moment of inertia (J)	: 87.3 sq.ft.lb
LRC	: 6.2	Duty cycle	: Cont.(S1)
Rated torque	: 443 ft.lb	Insulation class	: F
Locked rotor torque	: 220 %	Service factor	: 1.25
Breakdown torque	: 250 %	Temperature rise	: 80 K
Rated speed	: 1185 rpm	Design	: B

Locked rotor time : 36s (cold) 20s (hot)

Rev.	Changes Summary	Performed	Checked	Date
Performed by			Page 2 / 36	Revision
Checked by				
Date	13/04/2022			

TORQUE AND CURRENT VS SPEED CURVE



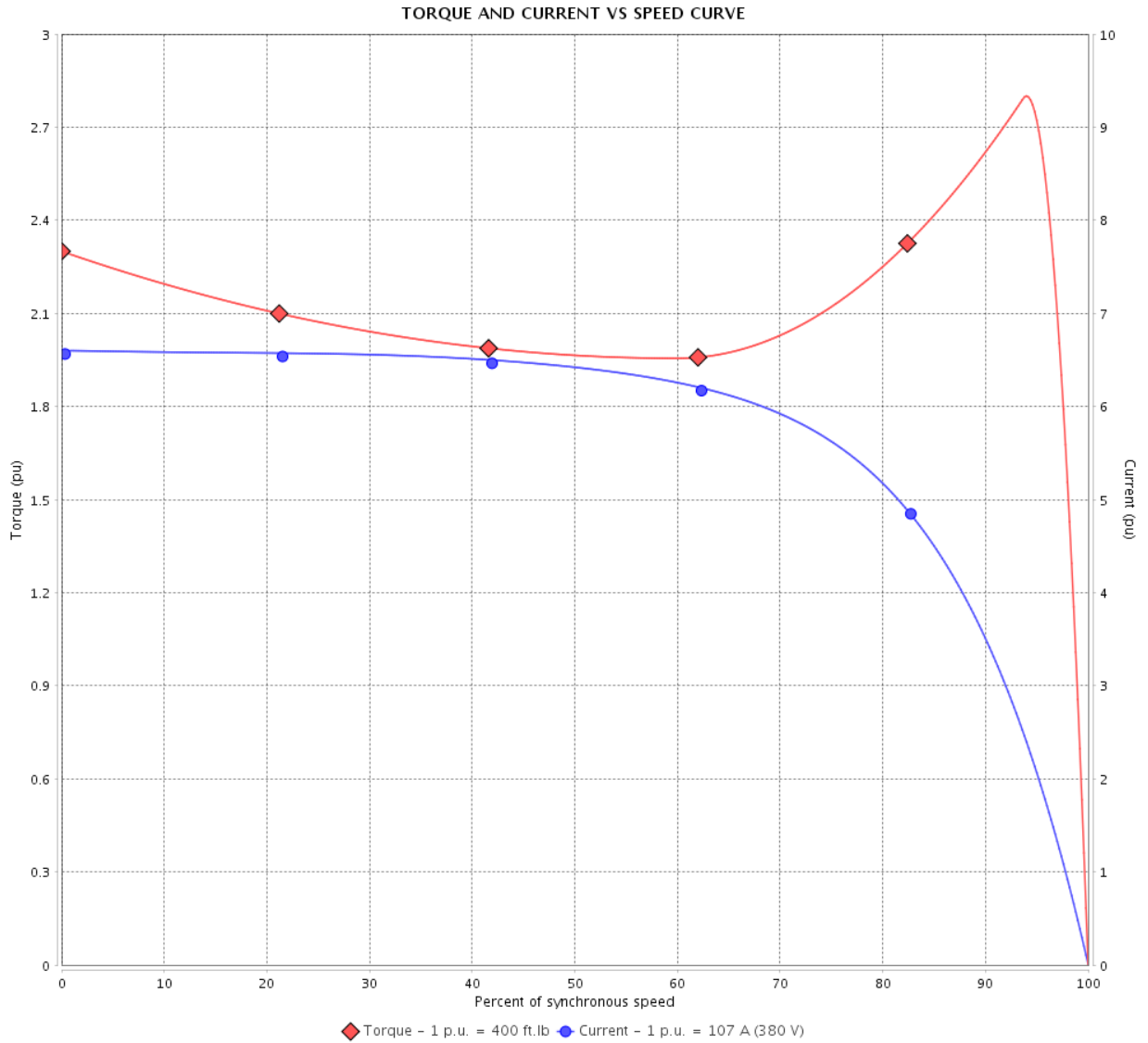
Three Phase Induction Motor - Squirrel Cage

Customer :

Product line : NEMA Premium Efficiency Three-Phase

Product code : 13273085

Catalog # : 10012ET3E444T-W22G



Performance : 380 V 50 Hz 6P IE3

Rated current	: 107 A	Moment of inertia (J)	: 87.3 sq.ft.lb
LRC	: 6.6	Duty cycle	: Cont.(S1)
Rated torque	: 400 ft.lb	Insulation class	: F
Locked rotor torque	: 229 %	Service factor	: 1.00
Breakdown torque	: 280 %	Temperature rise	: 80 K
Rated speed	: 985 rpm	Design	: B

Locked rotor time : 27s (cold) 15s (hot)

Rev.	Changes Summary	Performed	Checked	Date
Performed by			Page 3 / 36	Revision
Checked by				
Date	13/04/2022			

TORQUE AND CURRENT VS SPEED CURVE

Three Phase Induction Motor - Squirrel Cage



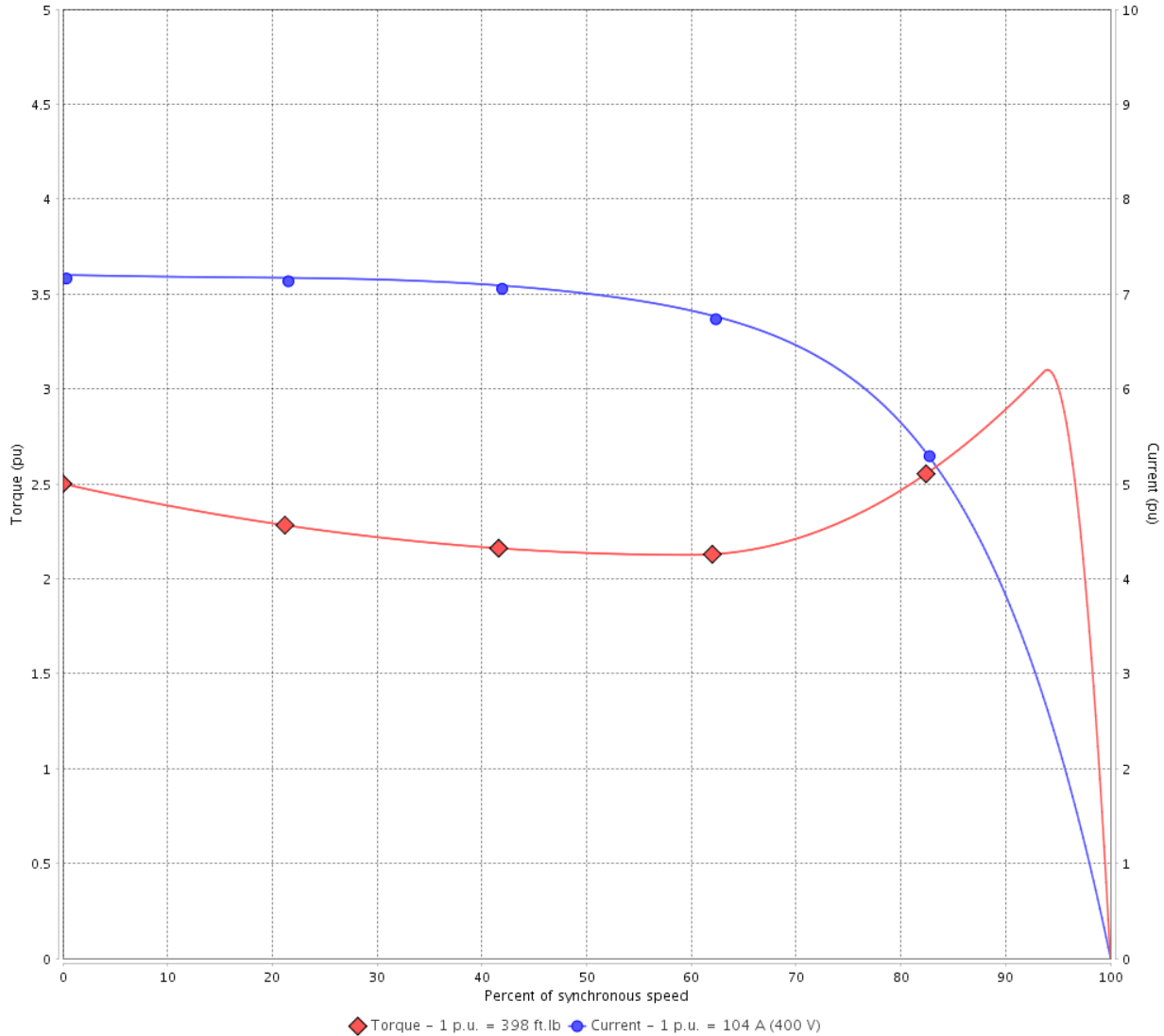
Customer :

Product line : NEMA Premium Efficiency Three-Phase

Product code : 13273085

Catalog # : 10012ET3E444T-W22G

TORQUE AND CURRENT VS SPEED CURVE



Performance : 400 V 50 Hz 6P IE3

Rated current	: 104 A	Moment of inertia (J)	: 87.3 sq.ft.lb
LRC	: 7.2	Duty cycle	: Cont.(S1)
Rated torque	: 398 ft.lb	Insulation class	: F
Locked rotor torque	: 250 %	Service factor	: 1.00
Breakdown torque	: 310 %	Temperature rise	: 80 K
Rated speed	: 990 rpm	Design	: B

Locked rotor time : 27s (cold) 15s (hot)

Rev.	Changes Summary	Performed	Checked	Date
Performed by			Page 4 / 36	Revision
Checked by				
Date	13/04/2022			

TORQUE AND CURRENT VS SPEED CURVE



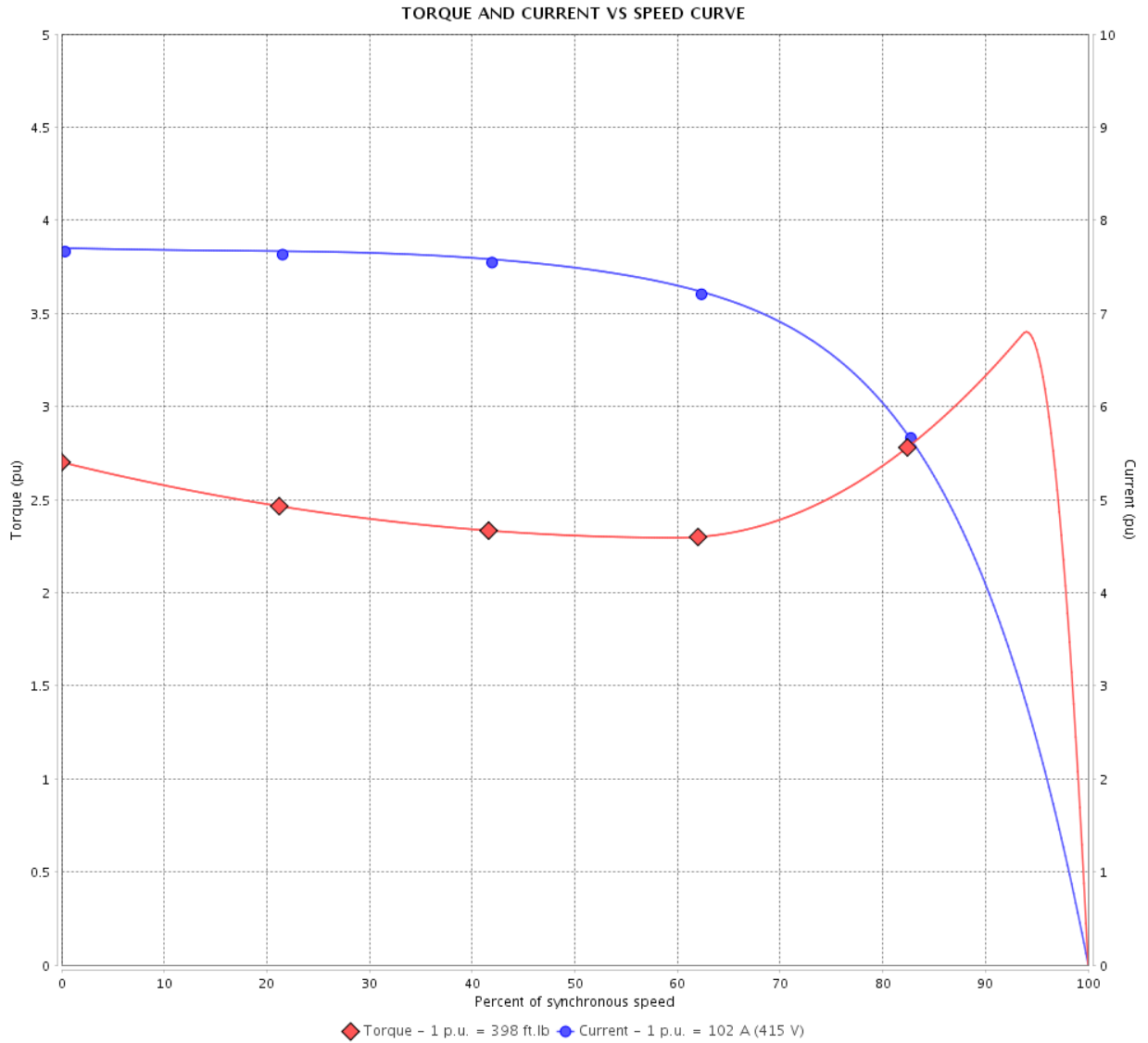
Three Phase Induction Motor - Squirrel Cage

Customer :

Product line : NEMA Premium Efficiency Three-Phase

Product code : 13273085

Catalog # : 10012ET3E444T-W22G



Performance : 415 V 50 Hz 6P IE3

Rated current	: 102 A	Moment of inertia (J)	: 87.3 sq.ft.lb
LRC	: 7.7	Duty cycle	: Cont.(S1)
Rated torque	: 398 ft.lb	Insulation class	: F
Locked rotor torque	: 270 %	Service factor	: 1.00
Breakdown torque	: 340 %	Temperature rise	: 80 K
Rated speed	: 990 rpm	Design	: B

Locked rotor time : 27s (cold) 15s (hot)

Rev.	Changes Summary	Performed	Checked	Date
Performed by			Page 5 / 36	Revision
Checked by				
Date	13/04/2022			

TORQUE AND CURRENT VS SPEED CURVE

Three Phase Induction Motor - Squirrel Cage



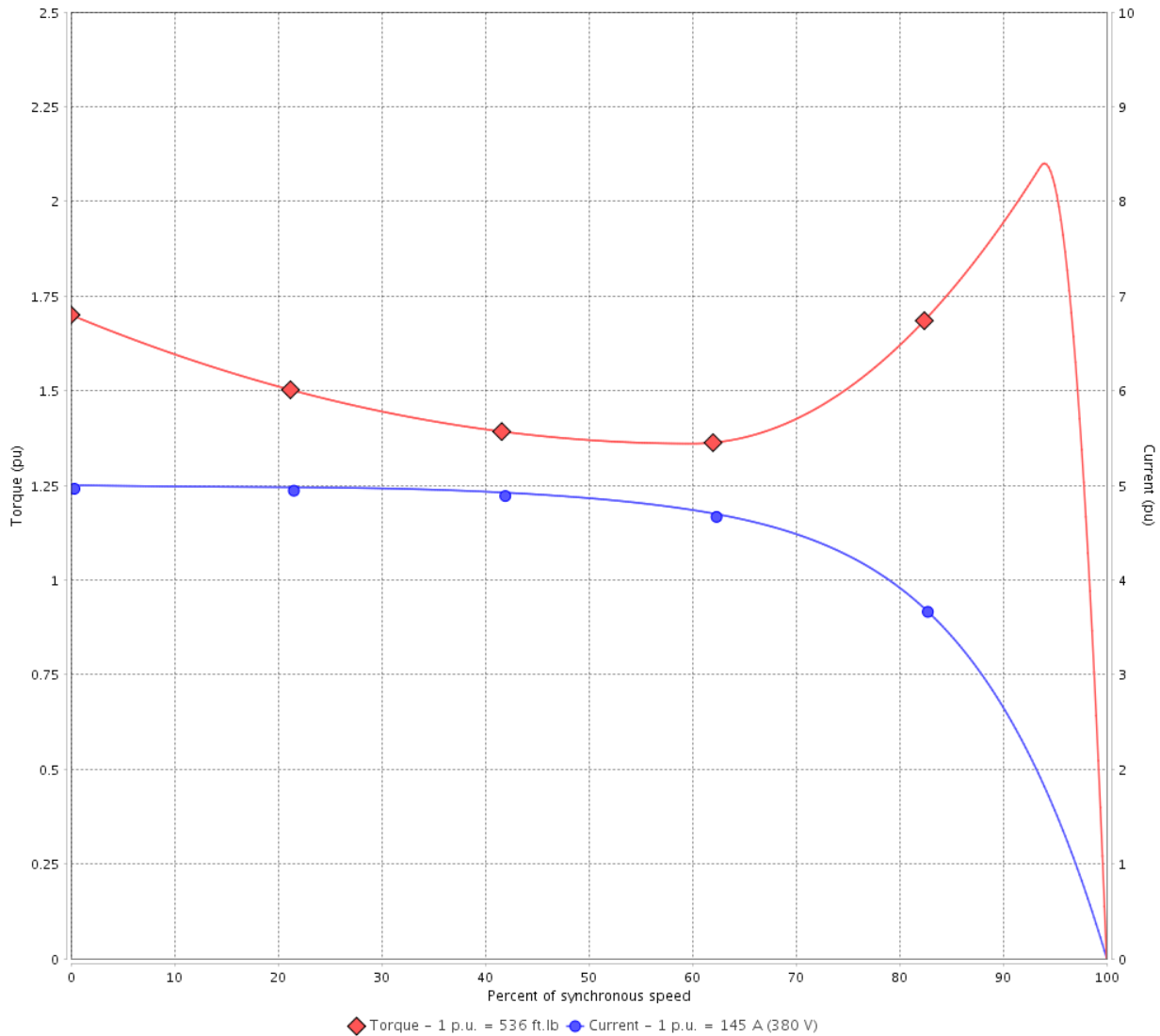
Customer :

Product line : NEMA Premium Efficiency Three-Phase

Product code : 13273085

Catalog # : 10012ET3E444T-W22G

TORQUE AND CURRENT VS SPEED CURVE



Performance : 380 V 50 Hz 6P IE1

Rated current	: 145 A	Moment of inertia (J)	: 87.3 sq.ft.lb
LRC	: 5.0	Duty cycle	: Cont.(S1)
Rated torque	: 536 ft.lb	Insulation class	: F
Locked rotor torque	: 170 %	Service factor	: 1.00
Breakdown torque	: 210 %	Temperature rise	: 105 K
Rated speed	: 980 rpm	Design	: B

Locked rotor time : 27s (cold) 15s (hot)

Rev.	Changes Summary	Performed	Checked	Date
Performed by			Page 6 / 36	Revision
Checked by				
Date	13/04/2022			

TORQUE AND CURRENT VS SPEED CURVE



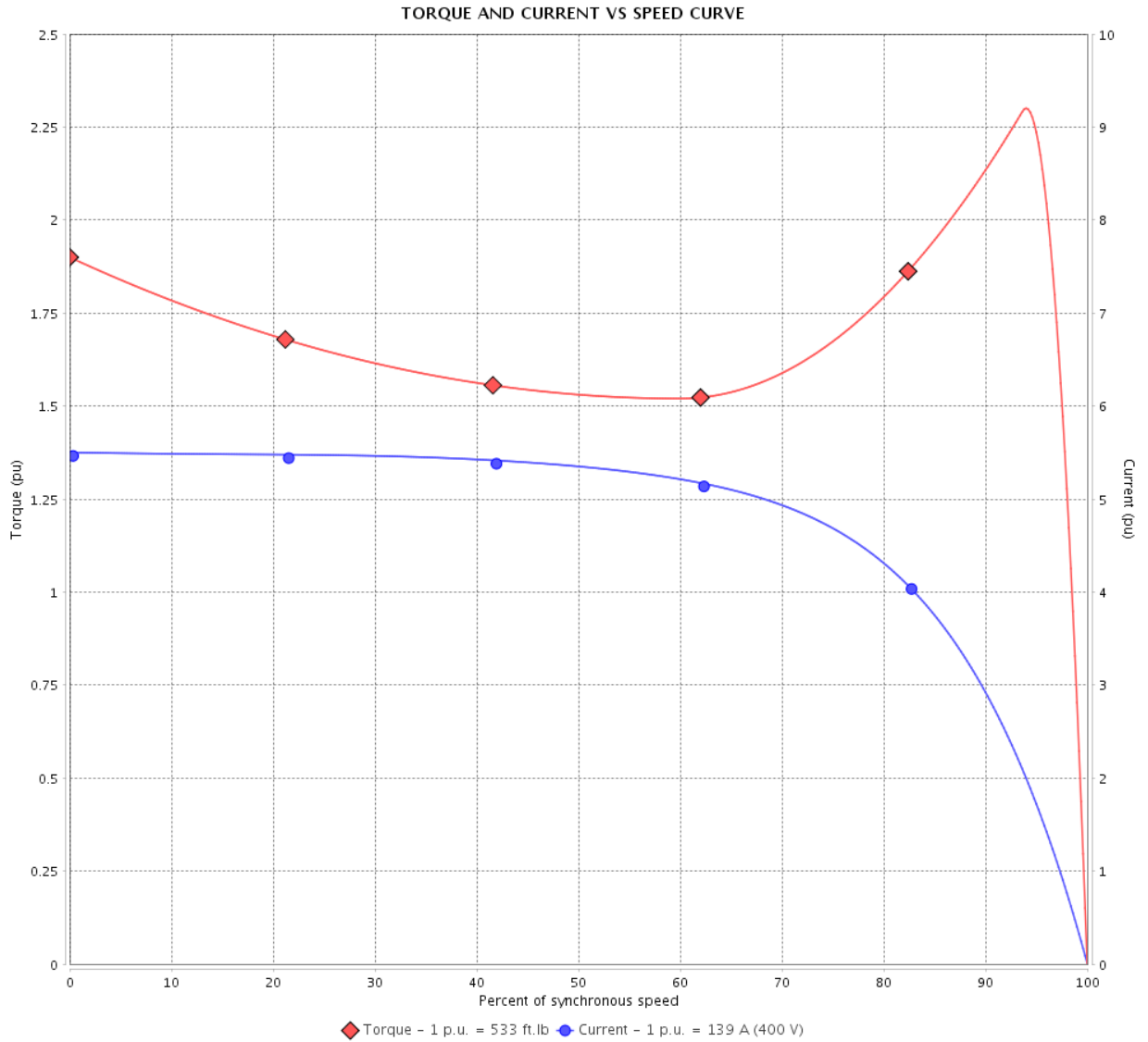
Three Phase Induction Motor - Squirrel Cage

Customer :

Product line : NEMA Premium Efficiency Three-Phase

Product code : 13273085

Catalog # : 10012ET3E444T-W22G



Performance : 400 V 50 Hz 6P IE2

Rated current	: 139 A	Moment of inertia (J)	: 87.3 sq.ft.lb
LRC	: 5.5	Duty cycle	: Cont.(S1)
Rated torque	: 533 ft.lb	Insulation class	: F
Locked rotor torque	: 190 %	Service factor	: 1.00
Breakdown torque	: 229 %	Temperature rise	: 105 K
Rated speed	: 985 rpm	Design	: B

Locked rotor time : 27s (cold) 15s (hot)

Rev.	Changes Summary	Performed	Checked	Date
Performed by			Page 7 / 36	Revision
Checked by				
Date	13/04/2022			

TORQUE AND CURRENT VS SPEED CURVE

Three Phase Induction Motor - Squirrel Cage



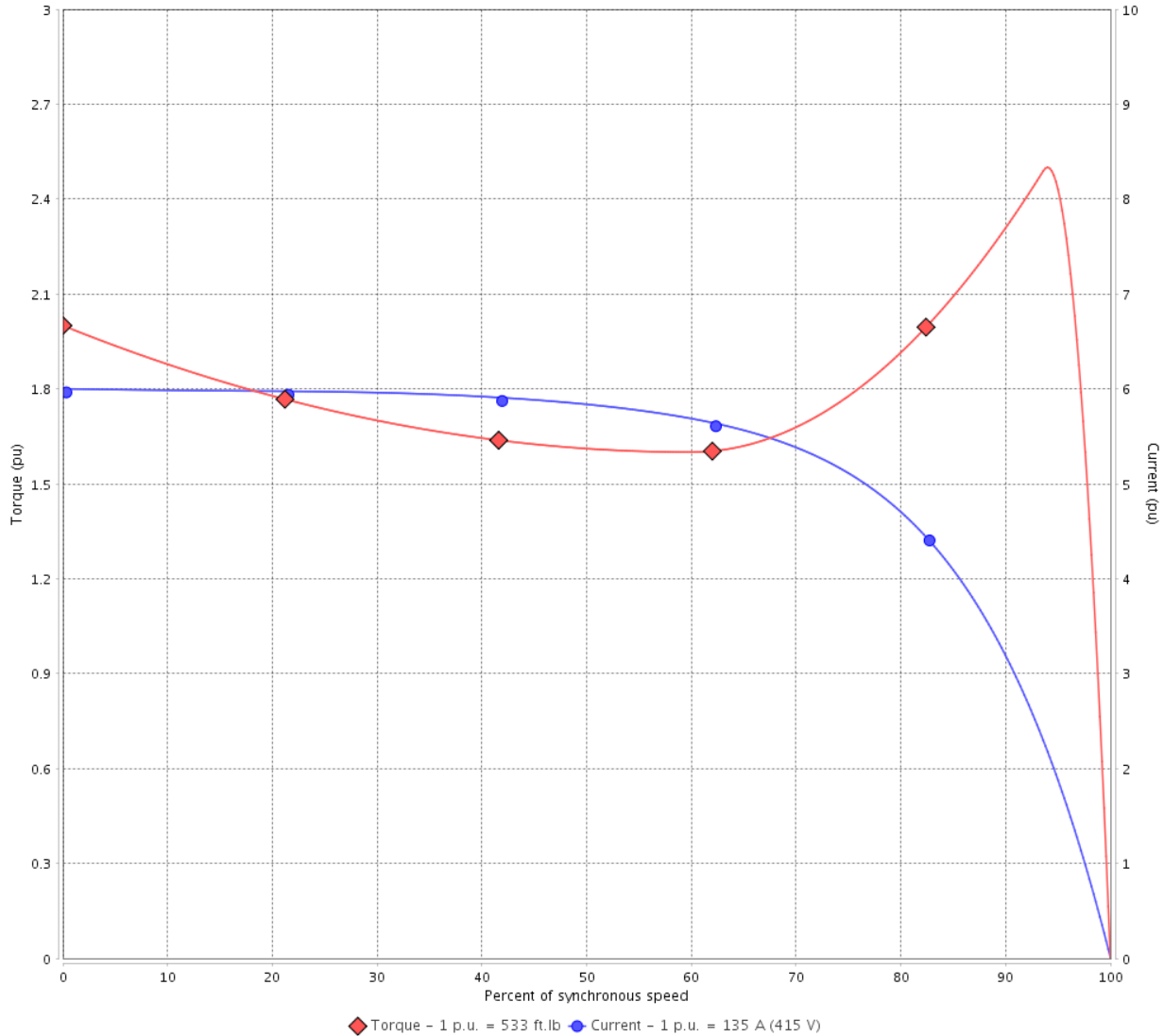
Customer :

Product line : NEMA Premium Efficiency Three-Phase

Product code : 13273085

Catalog # : 10012ET3E444T-W22G

TORQUE AND CURRENT VS SPEED CURVE



Performance : 415 V 50 Hz 6P IE2

Rated current	: 135 A	Moment of inertia (J)	: 87.3 sq.ft.lb
LRC	: 6.0	Duty cycle	: Cont.(S1)
Rated torque	: 533 ft.lb	Insulation class	: F
Locked rotor torque	: 200 %	Service factor	: 1.00
Breakdown torque	: 250 %	Temperature rise	: 105 K
Rated speed	: 985 rpm	Design	: B

Locked rotor time : 27s (cold) 15s (hot)

Rev.	Changes Summary	Performed	Checked	Date
Performed by			Page 8 / 36	Revision
Checked by				
Date	13/04/2022			

LOAD PERFORMANCE CURVE

Three Phase Induction Motor - Squirrel Cage

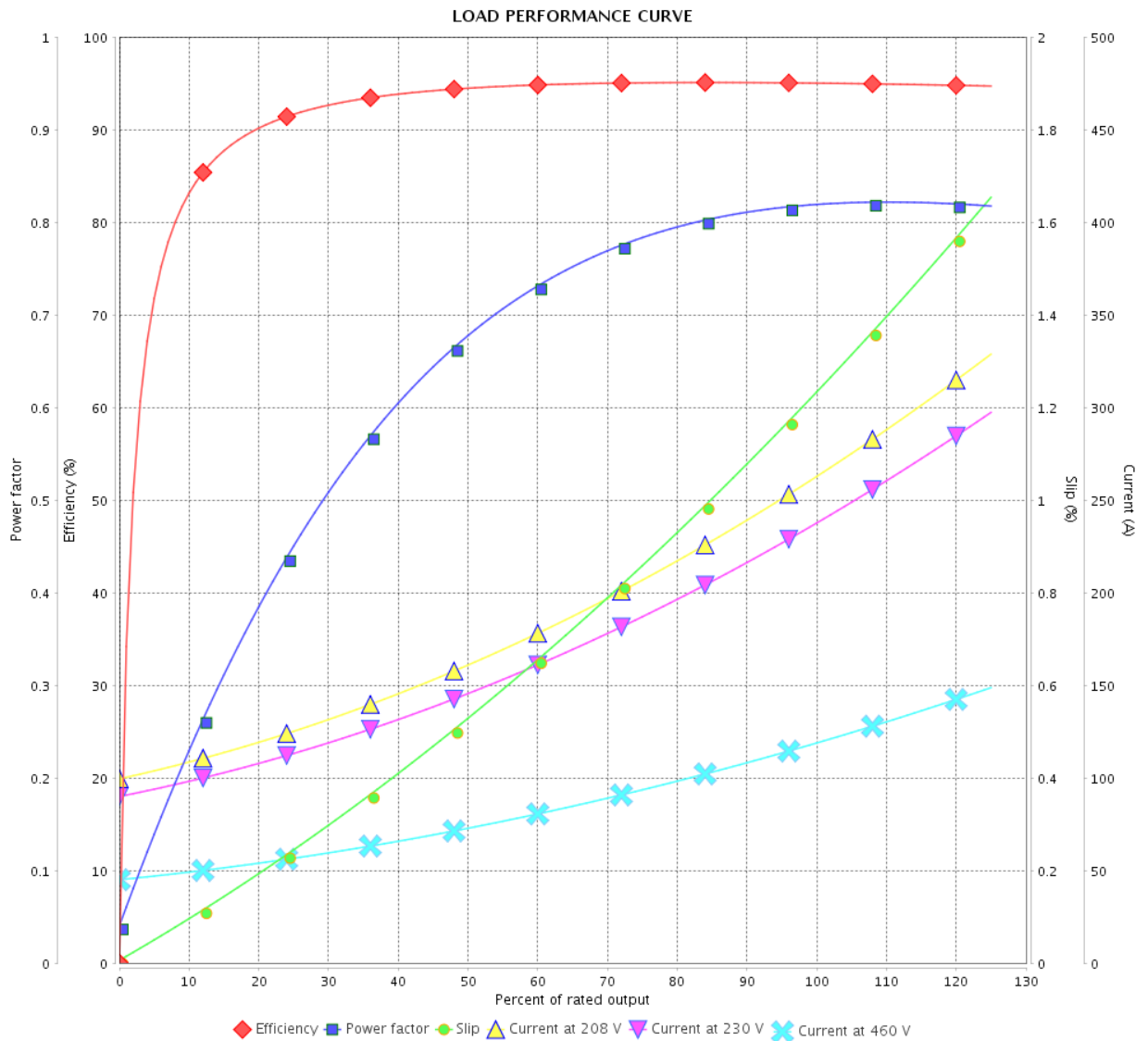


Customer :

Product line : NEMA Premium Efficiency Three-Phase

Product code : 13273085

Catalog # : 10012ET3E444T-W22G



Performance : 230/460 V 60 Hz 6P

Rated current : 242/121 A
 LRC : 6.2
 Rated torque : 443 ft.lb
 Locked rotor torque : 220 %
 Breakdown torque : 250 %
 Rated speed : 1185 rpm

Moment of inertia (J) : 87.3 sq.ft.lb
 Duty cycle : Cont.(S1)
 Insulation class : F
 Service factor : 1.25
 Temperature rise : 80 K
 Design : B

Rev.	Changes Summary	Performed	Checked	Date
Performed by		Page		Revision
Checked by		9 / 36		
Date		13/04/2022		

LOAD PERFORMANCE CURVE

Three Phase Induction Motor - Squirrel Cage

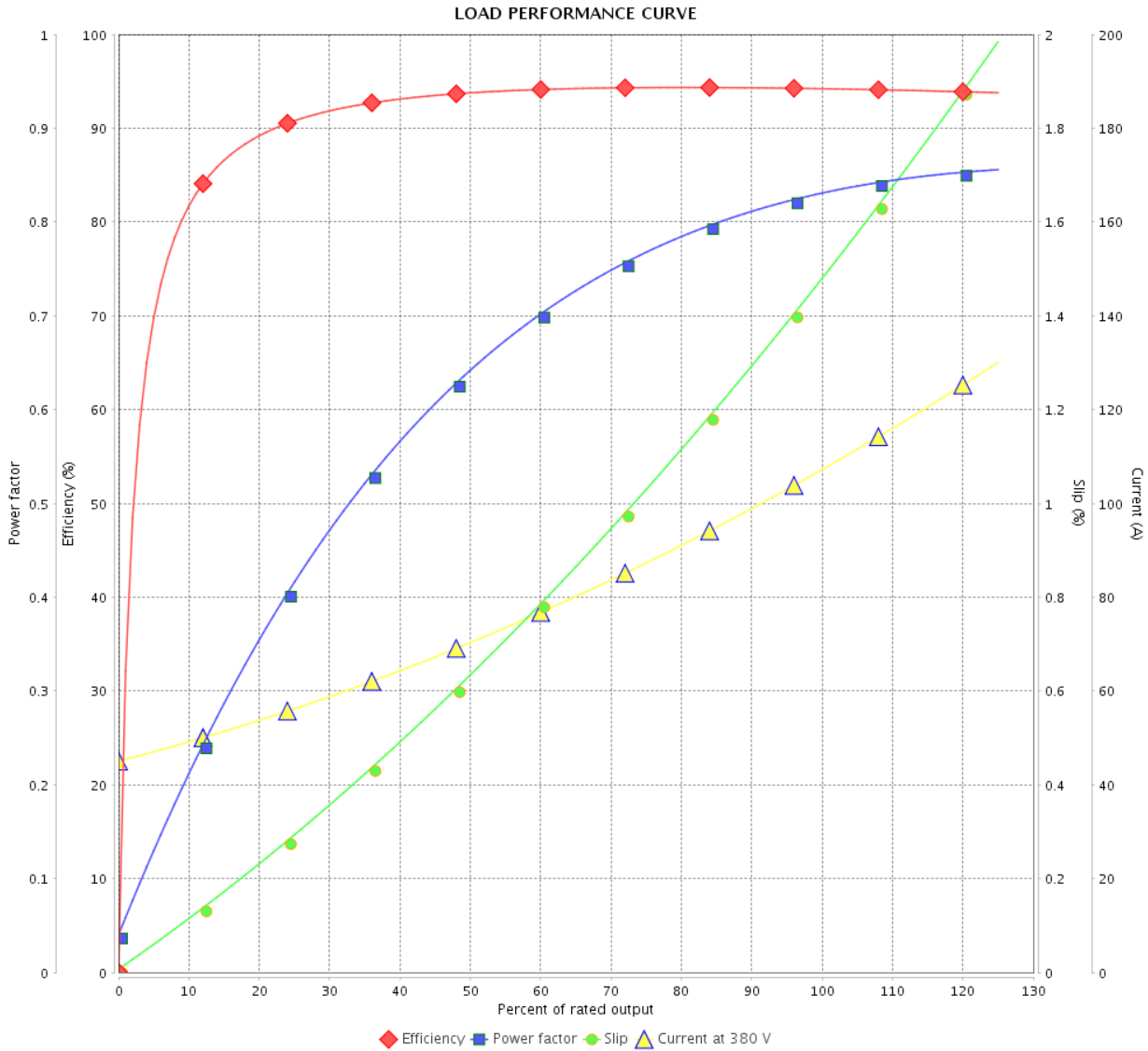


Customer :

Product line : NEMA Premium Efficiency Three-Phase

Product code : 13273085

Catalog # : 10012ET3E444T-W22G



Performance : 380 V 50 Hz 6P IE3

Rated current : 107 A
 LRC : 6.6
 Rated torque : 400 ft.lb
 Locked rotor torque : 229 %
 Breakdown torque : 280 %
 Rated speed : 985 rpm

Moment of inertia (J) : 87.3 sq.ft.lb
 Duty cycle : Cont.(S1)
 Insulation class : F
 Service factor : 1.00
 Temperature rise : 80 K
 Design : B

Rev.	Changes Summary	Performed	Checked	Date
Performed by			Page	Revision
Checked by			10 / 36	
Date	13/04/2022			

LOAD PERFORMANCE CURVE

Three Phase Induction Motor - Squirrel Cage

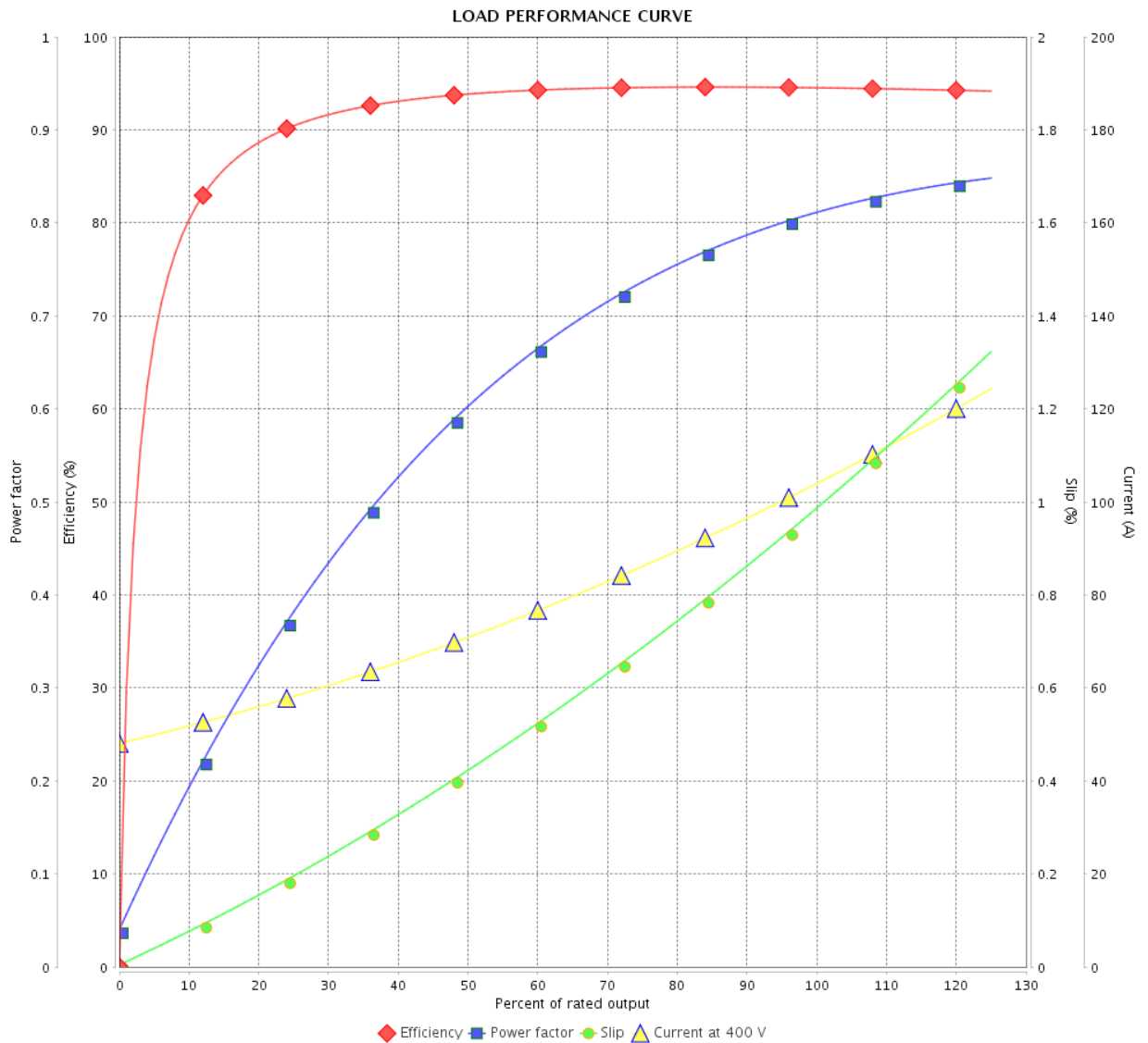


Customer : _____

Product line : NEMA Premium Efficiency Three-Phase

Product code : 13273085

Catalog # : 10012ET3E444T-W22G



Performance : 400 V 50 Hz 6P IE3

Rated current : 104 A
 LRC : 7.2
 Rated torque : 398 ft.lb
 Locked rotor torque : 250 %
 Breakdown torque : 310 %
 Rated speed : 990 rpm

Moment of inertia (J) : 87.3 sq.ft.lb
 Duty cycle : Cont.(S1)
 Insulation class : F
 Service factor : 1.00
 Temperature rise : 80 K
 Design : B

Rev.	Changes Summary	Performed	Checked	Date
Performed by		Page		Revision
Checked by		11 / 36		
Date		13/04/2022		

LOAD PERFORMANCE CURVE

Three Phase Induction Motor - Squirrel Cage

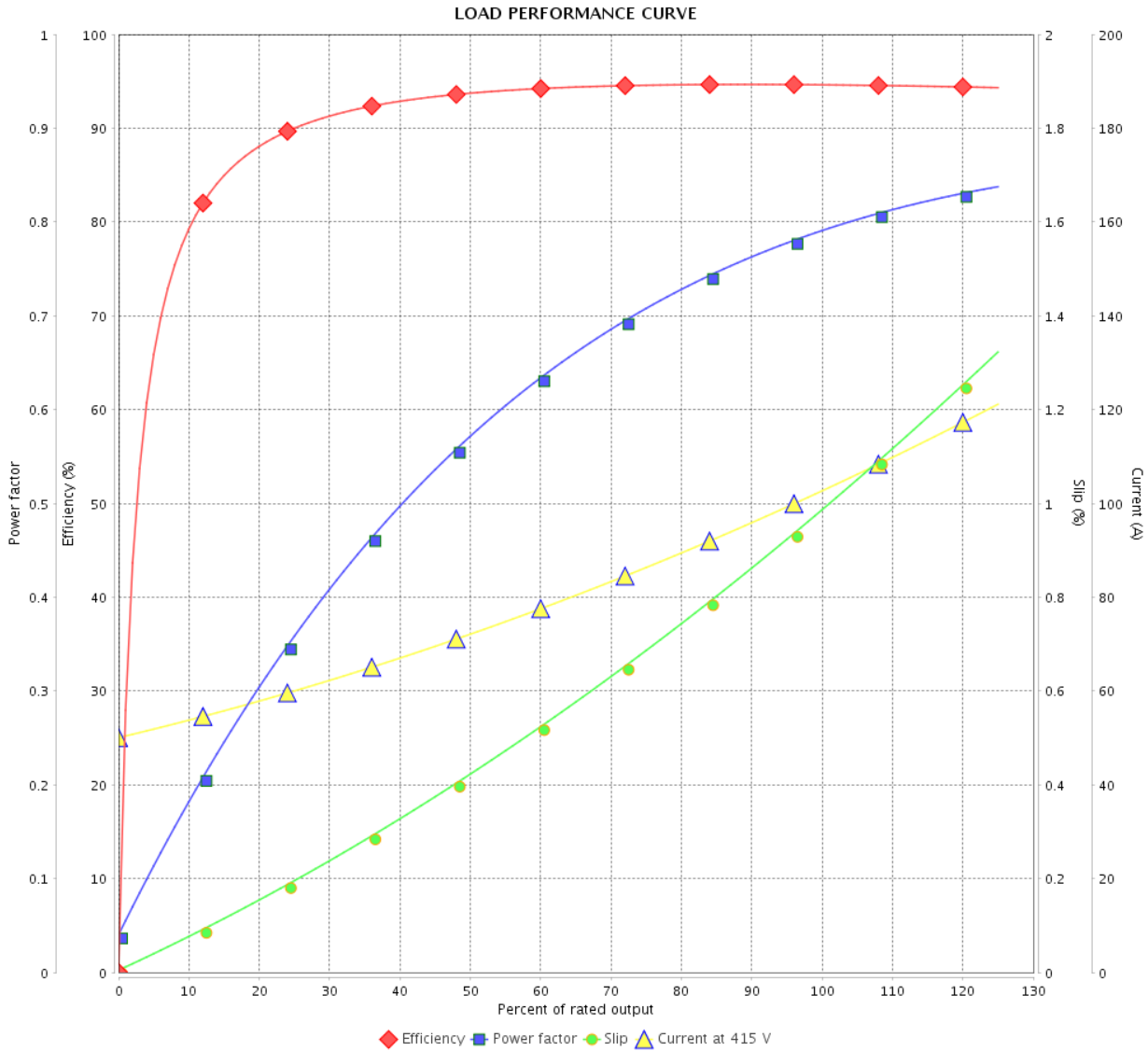


Customer :

Product line : NEMA Premium Efficiency Three-Phase

Product code : 13273085

Catalog # : 10012ET3E444T-W22G



Performance : 415 V 50 Hz 6P IE3

Rated current	: 102 A	Moment of inertia (J)	: 87.3 sq.ft.lb
LRC	: 7.7	Duty cycle	: Cont.(S1)
Rated torque	: 398 ft.lb	Insulation class	: F
Locked rotor torque	: 270 %	Service factor	: 1.00
Breakdown torque	: 340 %	Temperature rise	: 80 K
Rated speed	: 990 rpm	Design	: B

Rev.	Changes Summary	Performed	Checked	Date
Performed by			Page 12 / 36	Revision
Checked by				
Date	13/04/2022			

LOAD PERFORMANCE CURVE

Three Phase Induction Motor - Squirrel Cage

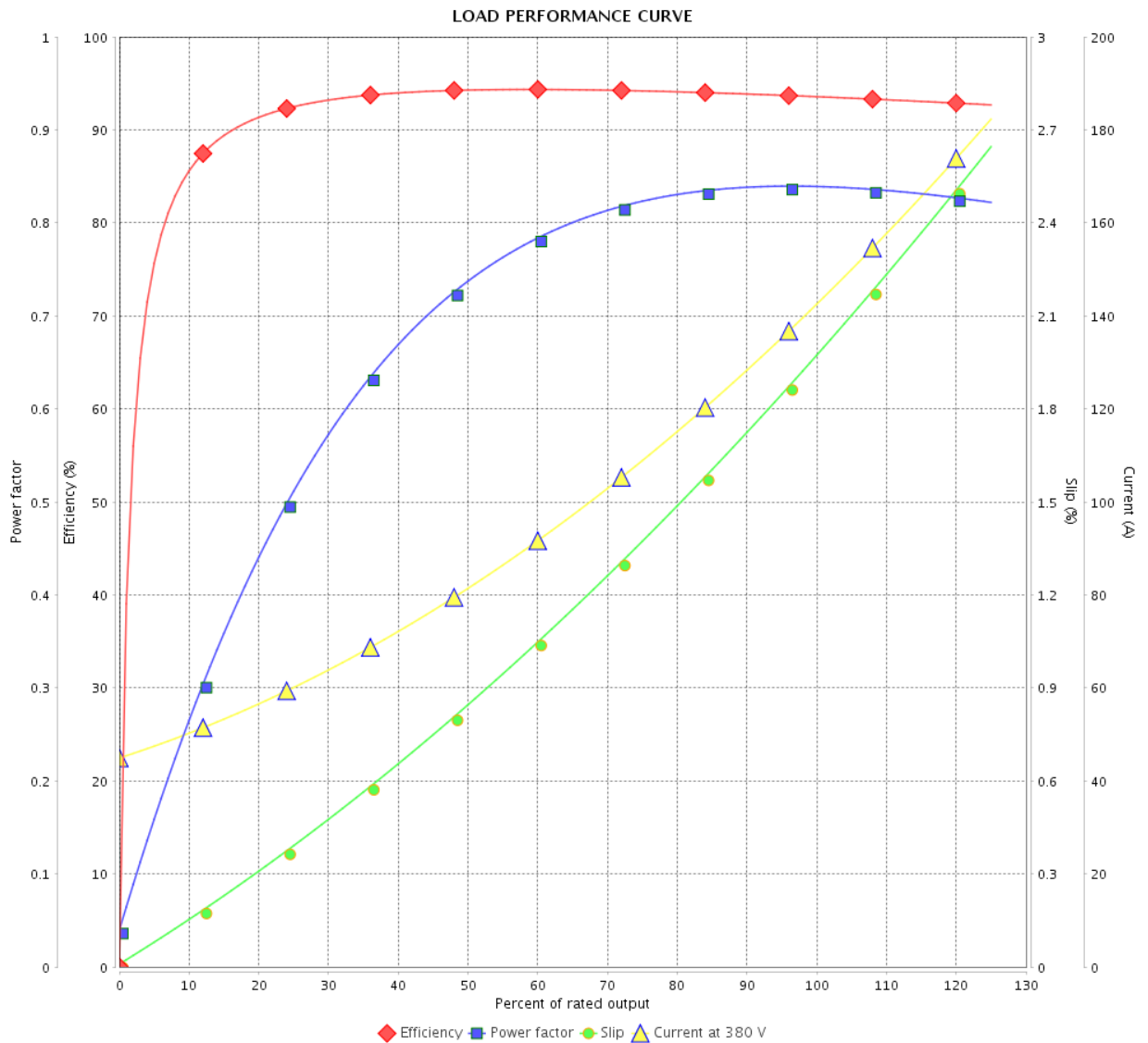


Customer :

Product line : NEMA Premium Efficiency Three-Phase

Product code : 13273085

Catalog # : 10012ET3E444T-W22G



Performance : 380 V 50 Hz 6P IE1

Rated current : 145 A
 LRC : 5.0
 Rated torque : 536 ft.lb
 Locked rotor torque : 170 %
 Breakdown torque : 210 %
 Rated speed : 980 rpm

Moment of inertia (J) : 87.3 sq.ft.lb
 Duty cycle : Cont.(S1)
 Insulation class : F
 Service factor : 1.00
 Temperature rise : 105 K
 Design : B

Rev.	Changes Summary	Performed	Checked	Date
Performed by		Page		Revision
Checked by		13 / 36		
Date		13 / 04 / 2022		

LOAD PERFORMANCE CURVE

Three Phase Induction Motor - Squirrel Cage



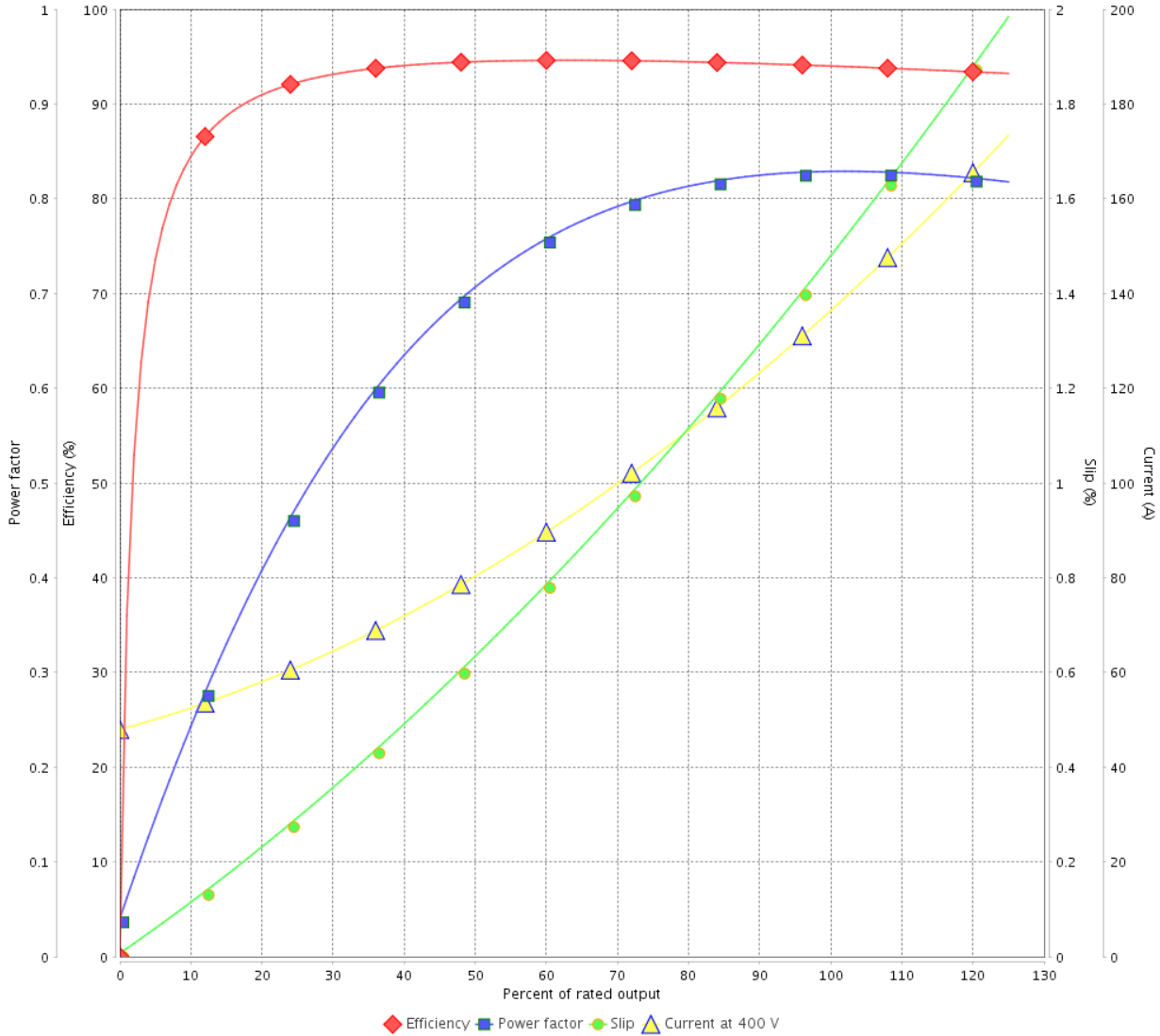
Customer : _____

Product line : NEMA Premium Efficiency Three-Phase

Product code : 13273085

Catalog # : 10012ET3E444T-W22G

LOAD PERFORMANCE CURVE



Performance : 400 V 50 Hz 6P IE2

Rated current : 139 A
 LRC : 5.5
 Rated torque : 533 ft.lb
 Locked rotor torque : 190 %
 Breakdown torque : 229 %
 Rated speed : 985 rpm

Moment of inertia (J) : 87.3 sq.ft.lb
 Duty cycle : Cont.(S1)
 Insulation class : F
 Service factor : 1.00
 Temperature rise : 105 K
 Design : B

Rev.	Changes Summary	Performed	Checked	Date
Performed by			Page 14 / 36	Revision
Checked by				
Date	13/04/2022			

LOAD PERFORMANCE CURVE

Three Phase Induction Motor - Squirrel Cage

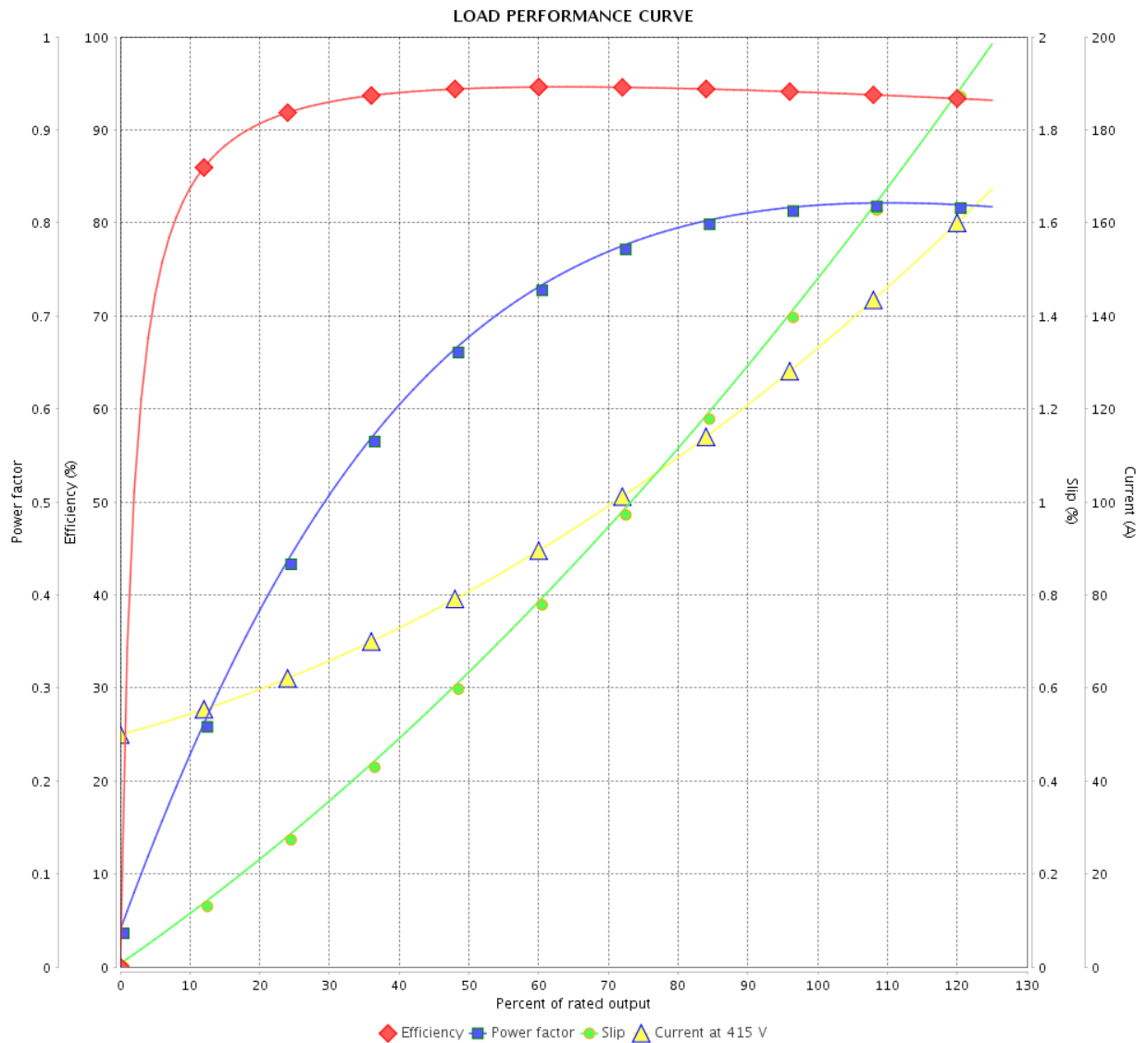


Customer :

Product line : NEMA Premium Efficiency Three-Phase

Product code : 13273085

Catalog # : 10012ET3E444T-W22G



Performance : 415 V 50 Hz 6P IE2

Rated current : 135 A
 LRC : 6.0
 Rated torque : 533 ft.lb
 Locked rotor torque : 200 %
 Breakdown torque : 250 %
 Rated speed : 985 rpm

Moment of inertia (J) : 87.3 sq.ft.lb
 Duty cycle : Cont.(S1)
 Insulation class : F
 Service factor : 1.00
 Temperature rise : 105 K
 Design : B

Rev.	Changes Summary	Performed	Checked	Date
Performed by				
Checked by				
Date				
		Page	Revision	
		15 / 36		

THERMAL LIMIT CURVE



Three Phase Induction Motor - Squirrel Cage

Customer :

Product line : NEMA Premium Efficiency Three-Phase
Product code : 13273085
Catalog # : 10012ET3E444T-W22G

Performance : 230/460 V 60 Hz 6P

Rated current	: 242/121 A	Moment of inertia (J)	: 87.3 sq.ft.lb
LRC	: 6.2	Duty cycle	: Cont.(S1)
Rated torque	: 443 ft.lb	Insulation class	: F
Locked rotor torque	: 220 %	Service factor	: 1.25
Breakdown torque	: 250 %	Temperature rise	: 80 K
Rated speed	: 1185 rpm	Design	: B

Heating constant

Cooling constant

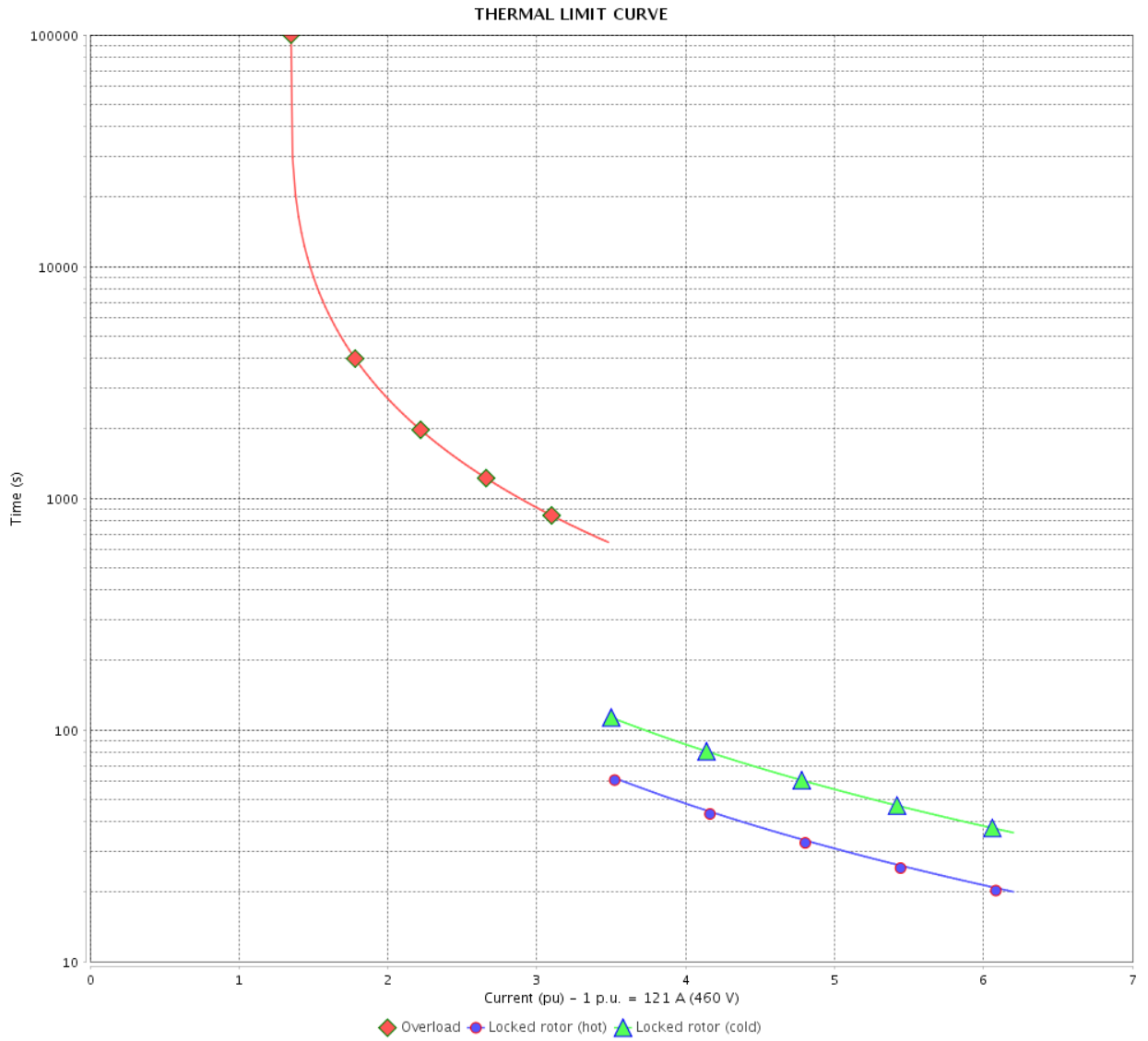
Rev.	Changes Summary	Performed	Checked	Date
Performed by				
Checked by			Page	Revision
Date	13/04/2022		16 / 36	

THERMAL LIMIT CURVE

Three Phase Induction Motor - Squirrel Cage



Customer : _____



Rev.	Changes Summary	Performed	Checked	Date
Performed by		Page		Revision
Checked by		17 / 36		
Date		13/04/2022		

THERMAL LIMIT CURVE



Three Phase Induction Motor - Squirrel Cage

Customer :

Product line : NEMA Premium Efficiency Three-Phase
Product code : 13273085
Catalog # : 10012ET3E444T-W22G

Performance : 380 V 50 Hz 6P IE3

Rated current	: 107 A	Moment of inertia (J)	: 87.3 sq.ft.lb
LRC	: 6.6	Duty cycle	: Cont.(S1)
Rated torque	: 400 ft.lb	Insulation class	: F
Locked rotor torque	: 229 %	Service factor	: 1.00
Breakdown torque	: 280 %	Temperature rise	: 80 K
Rated speed	: 985 rpm	Design	: B

Heating constant

Cooling constant

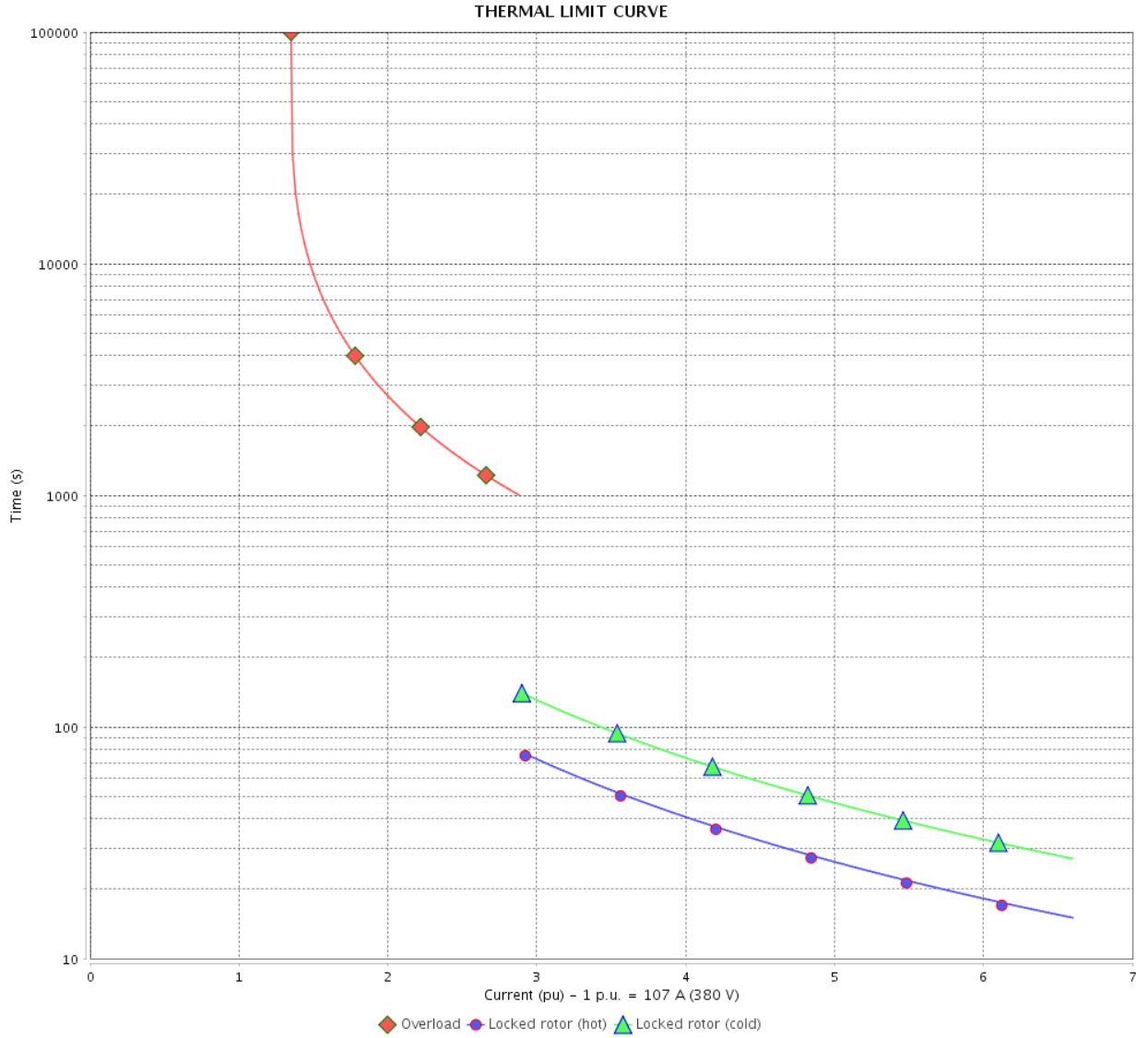
Rev.	Changes Summary	Performed	Checked	Date
Performed by				
Checked by			Page	Revision
Date	13/04/2022		18 / 36	

THERMAL LIMIT CURVE

Three Phase Induction Motor - Squirrel Cage



Customer : _____



Rev.	Changes Summary	Performed	Checked	Date
Performed by		Page 19 / 36		Revision
Checked by				
Date				

THERMAL LIMIT CURVE



Three Phase Induction Motor - Squirrel Cage

Customer :

Product line : NEMA Premium Efficiency Three-Phase
Product code : 13273085
Catalog # : 10012ET3E444T-W22G

Performance : 400 V 50 Hz 6P IE3

Rated current	: 104 A	Moment of inertia (J)	: 87.3 sq.ft.lb
LRC	: 7.2	Duty cycle	: Cont.(S1)
Rated torque	: 398 ft.lb	Insulation class	: F
Locked rotor torque	: 250 %	Service factor	: 1.00
Breakdown torque	: 310 %	Temperature rise	: 80 K
Rated speed	: 990 rpm	Design	: B

Heating constant

Cooling constant

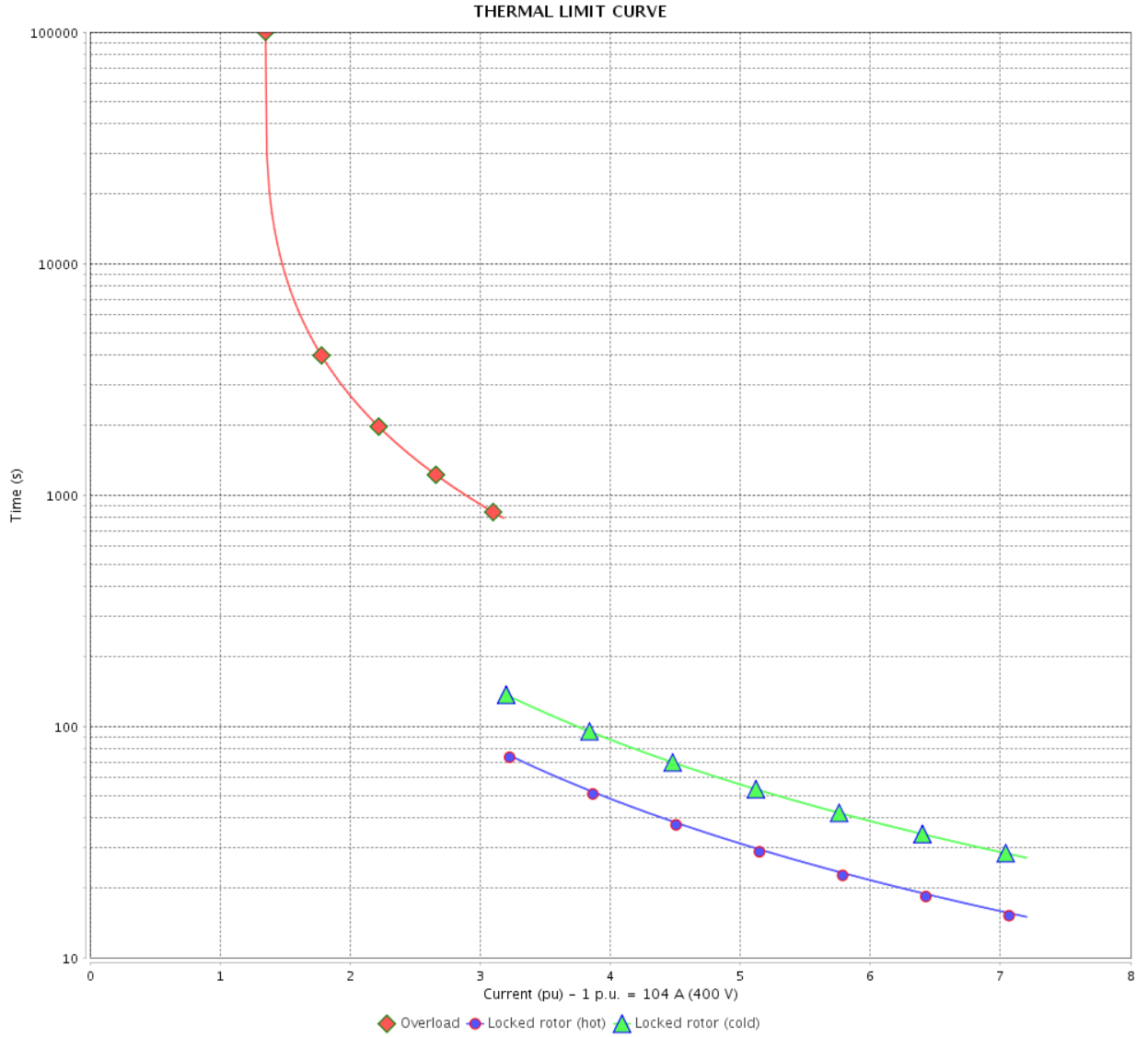
Rev.	Changes Summary	Performed	Checked	Date
Performed by				
Checked by			Page	Revision
Date	13/04/2022		20 / 36	

THERMAL LIMIT CURVE

Three Phase Induction Motor - Squirrel Cage



Customer : _____



Rev.	Changes Summary	Performed	Checked	Date
Performed by		Page		Revision
Checked by		21 / 36		
Date		13/04/2022		

THERMAL LIMIT CURVE

Three Phase Induction Motor - Squirrel Cage



Customer :

Product line : NEMA Premium Efficiency Three-Phase
Product code : 13273085
Catalog # : 10012ET3E444T-W22G

Performance : 415 V 50 Hz 6P IE3

Rated current : 102 A	Moment of inertia (J) : 87.3 sq.ft.lb
LRC : 7.7	Duty cycle : Cont.(S1)
Rated torque : 398 ft.lb	Insulation class : F
Locked rotor torque : 270 %	Service factor : 1.00
Breakdown torque : 340 %	Temperature rise : 80 K
Rated speed : 990 rpm	Design : B

Heating constant

Cooling constant

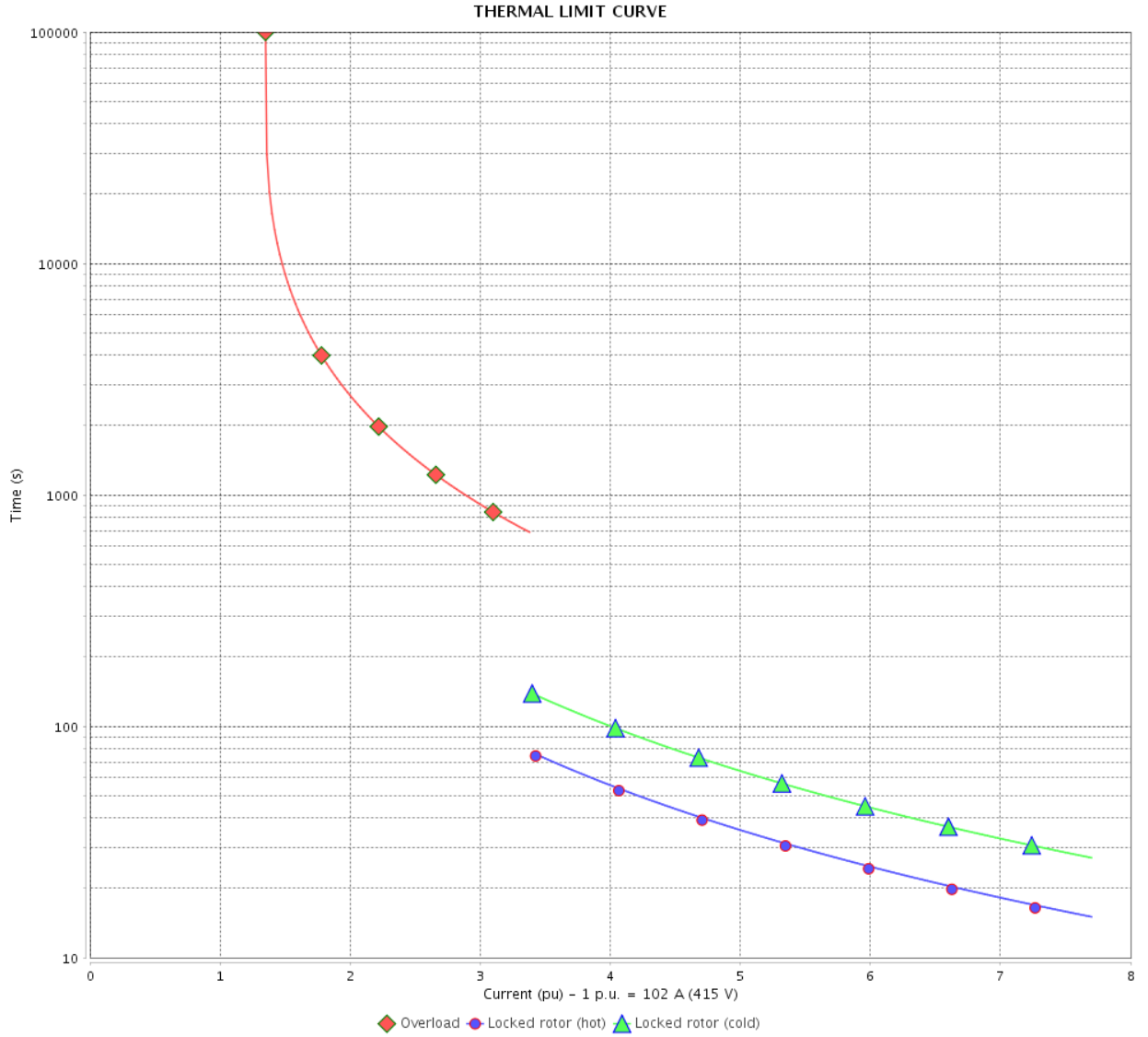
Rev.	Changes Summary	Performed	Checked	Date
Performed by				
Checked by			Page	Revision
Date	13/04/2022		22 / 36	

THERMAL LIMIT CURVE

Three Phase Induction Motor - Squirrel Cage



Customer : _____



Rev.	Changes Summary	Performed	Checked	Date
Performed by		Page 23 / 36		Revision
Checked by				
Date				

THERMAL LIMIT CURVE

Three Phase Induction Motor - Squirrel Cage



Customer :

Product line : NEMA Premium Efficiency Three-Phase
Product code : 13273085
Catalog # : 10012ET3E444T-W22G

Performance : 380 V 50 Hz 6P IE1

Rated current	: 145 A	Moment of inertia (J)	: 87.3 sq.ft.lb
LRC	: 5.0	Duty cycle	: Cont.(S1)
Rated torque	: 536 ft.lb	Insulation class	: F
Locked rotor torque	: 170 %	Service factor	: 1.00
Breakdown torque	: 210 %	Temperature rise	: 105 K
Rated speed	: 980 rpm	Design	: B

Heating constant

Cooling constant

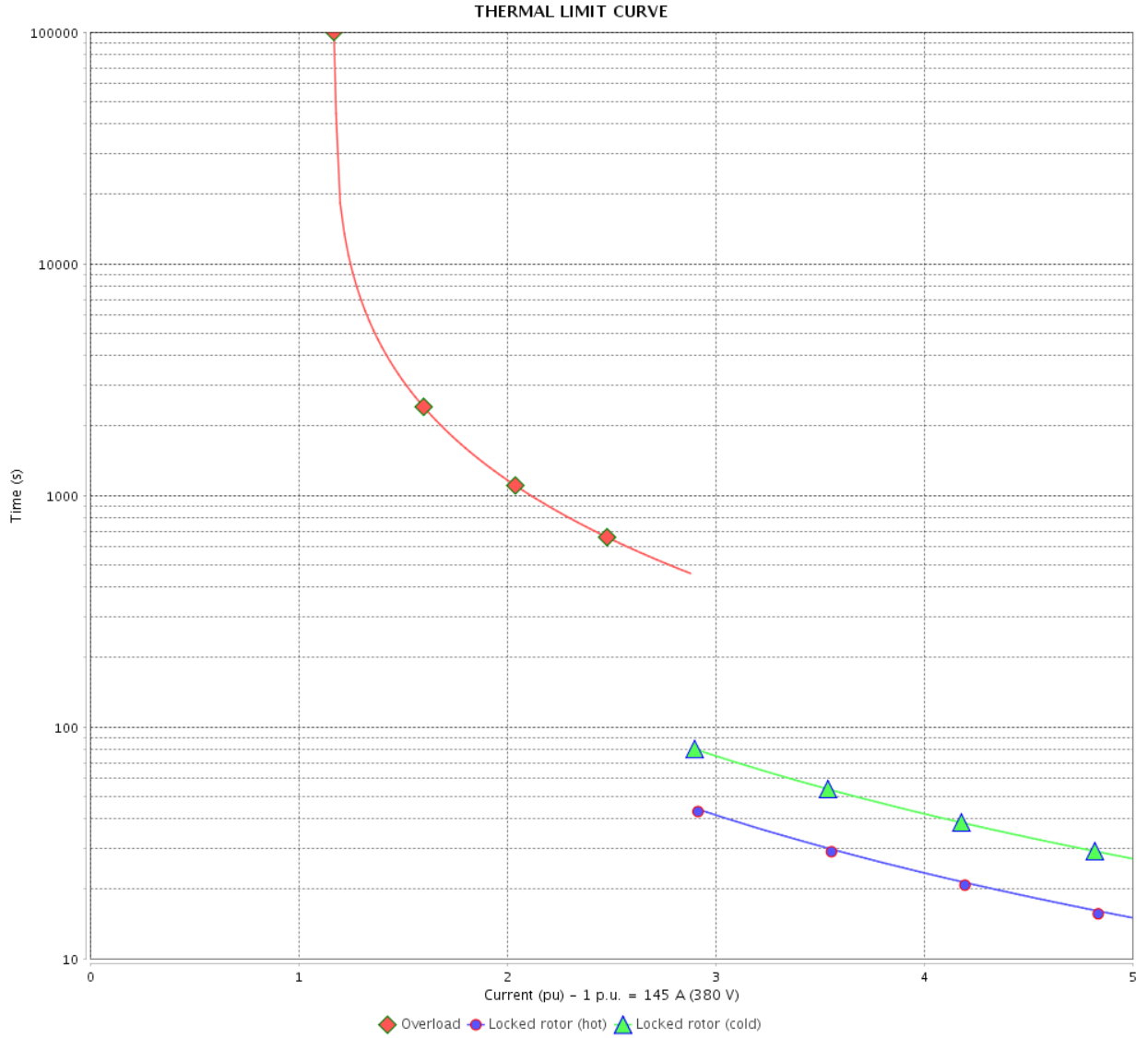
Rev.	Changes Summary	Performed	Checked	Date
Performed by				
Checked by			Page	Revision
Date	13/04/2022		24 / 36	

THERMAL LIMIT CURVE

Three Phase Induction Motor - Squirrel Cage



Customer : _____



Rev.	Changes Summary	Performed	Checked	Date
Performed by		Page		Revision
Checked by		25 / 36		
Date		13/04/2022		

THERMAL LIMIT CURVE



Three Phase Induction Motor - Squirrel Cage

Customer :

Product line : NEMA Premium Efficiency Three-Phase
Product code : 13273085
Catalog # : 10012ET3E444T-W22G

Performance : 400 V 50 Hz 6P IE2

Rated current	: 139 A	Moment of inertia (J)	: 87.3 sq.ft.lb
LRC	: 5.5	Duty cycle	: Cont.(S1)
Rated torque	: 533 ft.lb	Insulation class	: F
Locked rotor torque	: 190 %	Service factor	: 1.00
Breakdown torque	: 229 %	Temperature rise	: 105 K
Rated speed	: 985 rpm	Design	: B

Heating constant

Cooling constant

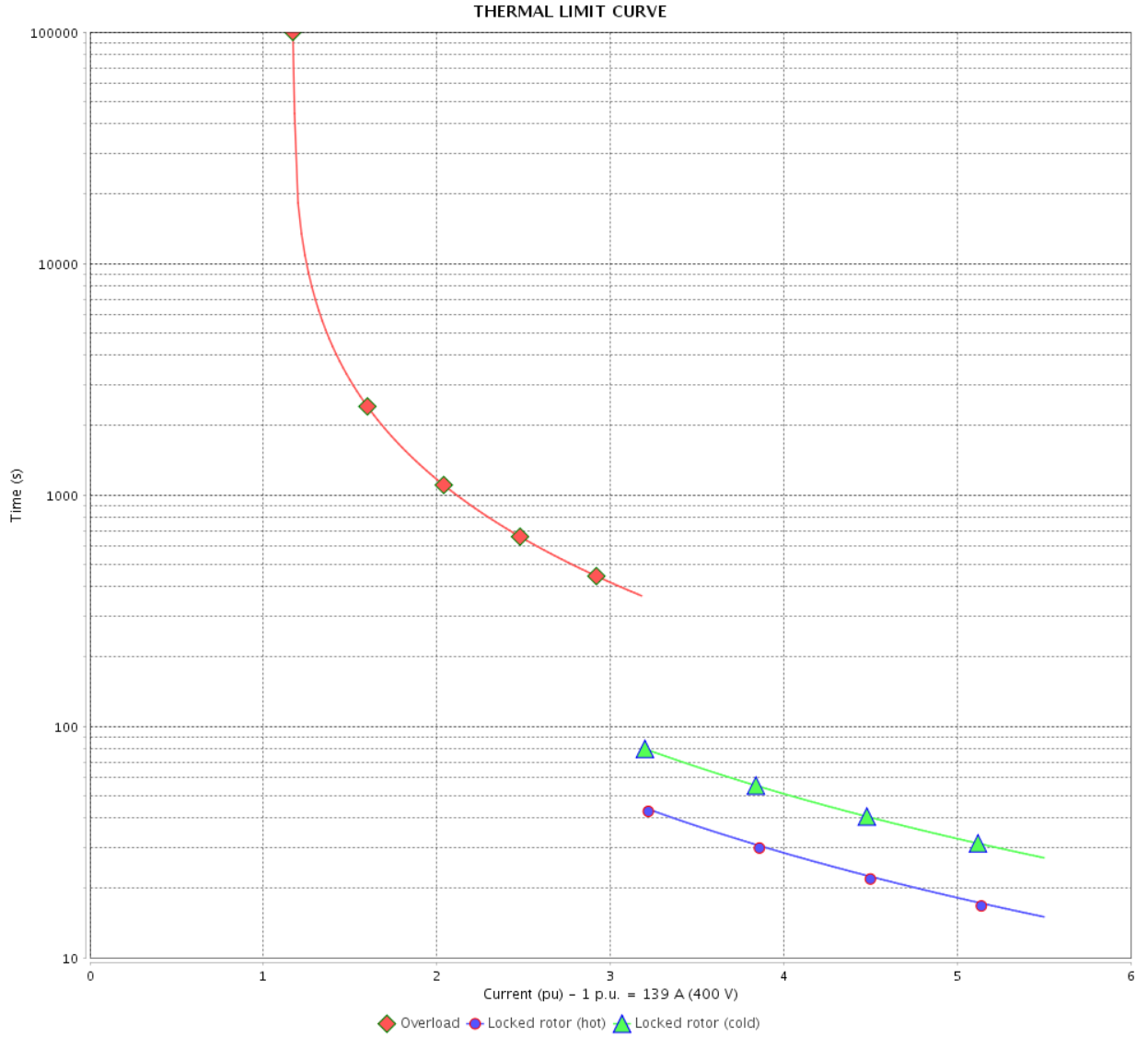
Rev.	Changes Summary	Performed	Checked	Date
Performed by				
Checked by			Page	Revision
Date	13/04/2022		26 / 36	

THERMAL LIMIT CURVE

Three Phase Induction Motor - Squirrel Cage



Customer : _____



Rev.	Changes Summary	Performed	Checked	Date
Performed by		Page		Revision
Checked by		27 / 36		
Date		13/04/2022		

THERMAL LIMIT CURVE

Three Phase Induction Motor - Squirrel Cage



Customer :

Product line : NEMA Premium Efficiency Three-Phase
Product code : 13273085
Catalog # : 10012ET3E444T-W22G

Performance : 415 V 50 Hz 6P IE2

Rated current	: 135 A	Moment of inertia (J)	: 87.3 sq.ft.lb
LRC	: 6.0	Duty cycle	: Cont.(S1)
Rated torque	: 533 ft.lb	Insulation class	: F
Locked rotor torque	: 200 %	Service factor	: 1.00
Breakdown torque	: 250 %	Temperature rise	: 105 K
Rated speed	: 985 rpm	Design	: B

Heating constant

Cooling constant

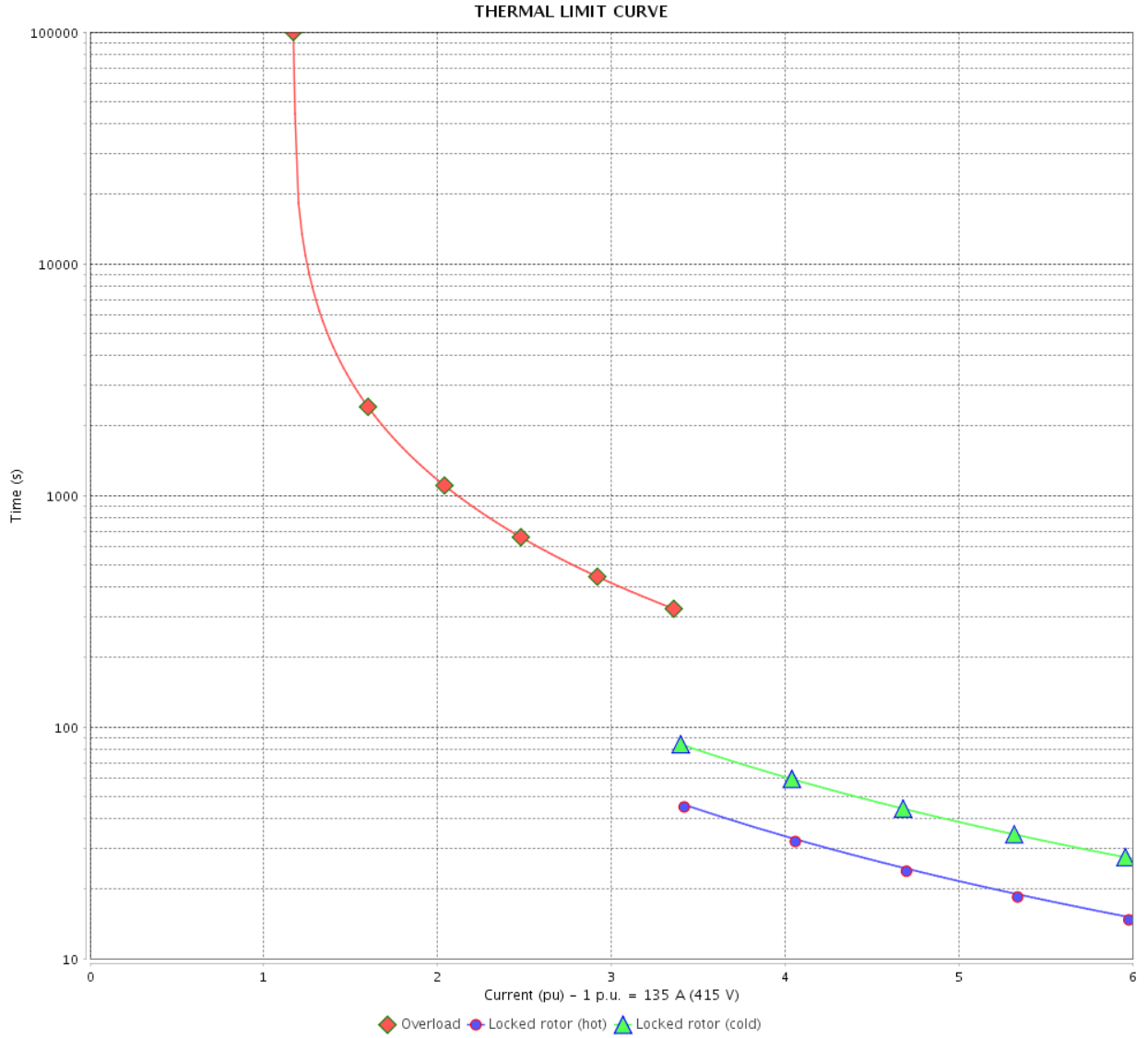
Rev.	Changes Summary	Performed	Checked	Date
Performed by				
Checked by			Page	Revision
Date	13/04/2022		28 / 36	

THERMAL LIMIT CURVE

Three Phase Induction Motor - Squirrel Cage



Customer : _____



Rev.	Changes Summary	Performed	Checked	Date
Performed by		Page 29 / 36		Revision
Checked by				
Date				

VFD OPERATION CURVE

Three Phase Induction Motor - Squirrel Cage



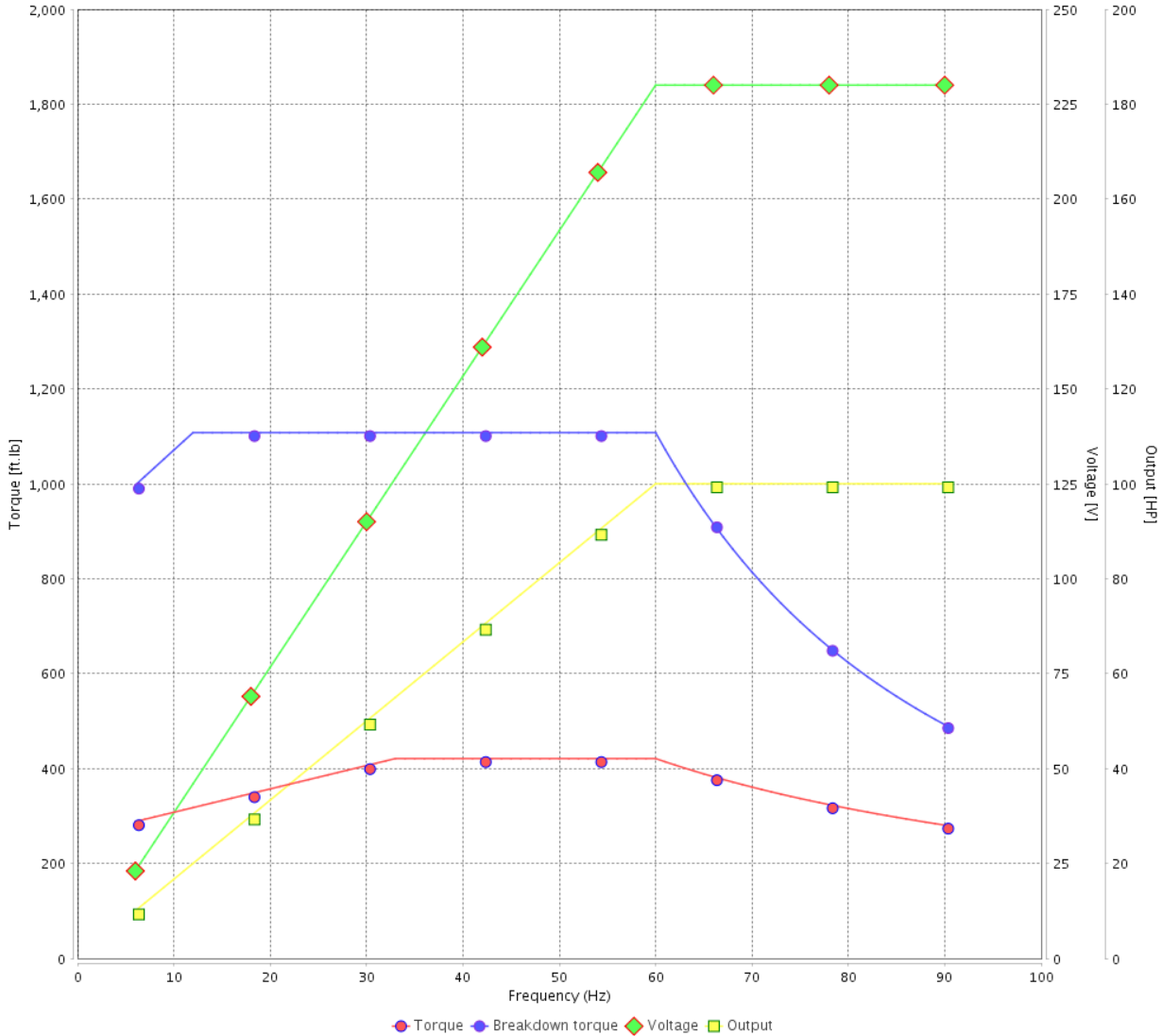
Customer :

Product line : NEMA Premium Efficiency Three-Phase

Product code : 13273085

Catalog # : 10012ET3E444T-W22G

VFD OPERATION CURVE



Performance : 230/460 V 60 Hz 6P

Rated current : 242/121 A
 LRC : 6.2
 Rated torque : 443 ft.lb
 Locked rotor torque : 220 %
 Breakdown torque : 250 %
 Rated speed : 1185 rpm

Moment of inertia (J) : 87.3 sq.ft.lb
 Duty cycle : Cont.(S1)
 Insulation class : F
 Service factor : 1.25
 Temperature rise : 80 K
 Design : B

Rev.	Changes Summary	Performed	Checked	Date
Performed by			Page	Revision
Checked by				
Date				

VFD OPERATION CURVE

Three Phase Induction Motor - Squirrel Cage

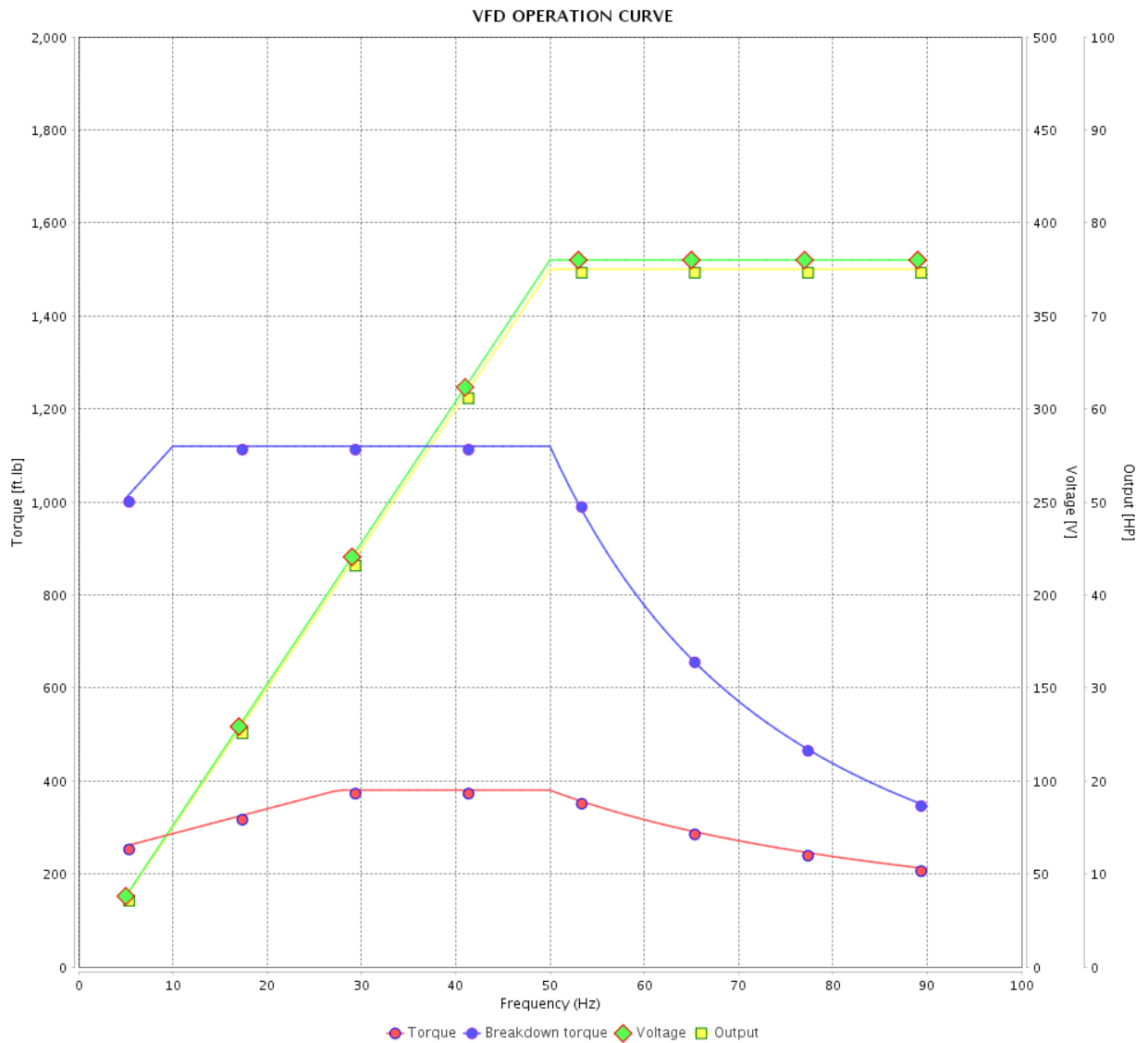


Customer :

Product line : NEMA Premium Efficiency Three-Phase

Product code : 13273085

Catalog # : 10012ET3E444T-W22G



Performance : 380 V 50 Hz 6P IE3

Rated current : 107 A
 LRC : 6.6
 Rated torque : 400 ft.lb
 Locked rotor torque : 229 %
 Breakdown torque : 280 %
 Rated speed : 985 rpm

Moment of inertia (J) : 87.3 sq.ft.lb
 Duty cycle : Cont.(S1)
 Insulation class : F
 Service factor : 1.00
 Temperature rise : 80 K
 Design : B

Rev.	Changes Summary	Performed	Checked	Date
Performed by			Page	Revision
Checked by			31 / 36	
Date	13/04/2022			

VFD OPERATION CURVE

Three Phase Induction Motor - Squirrel Cage



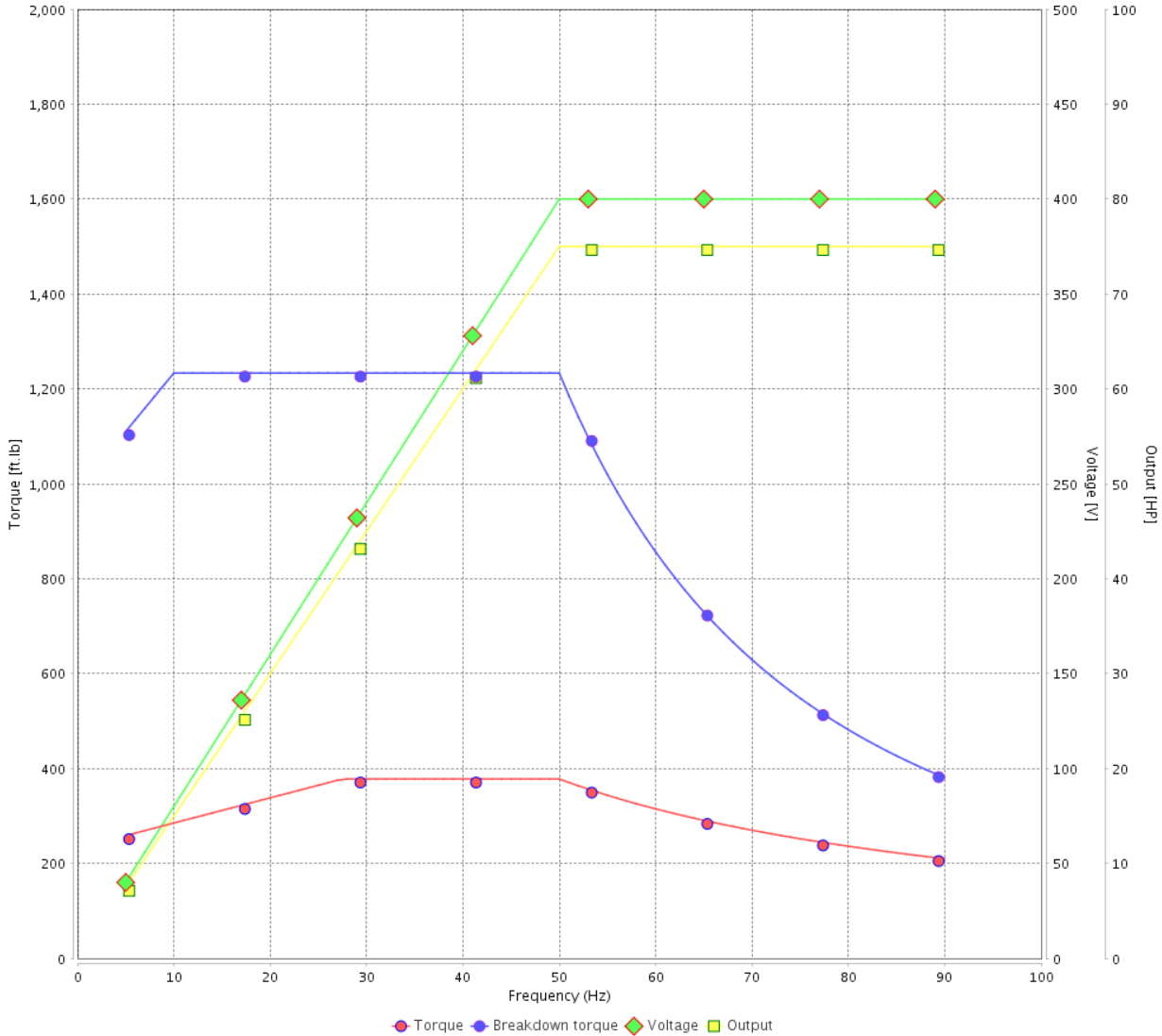
Customer : _____

Product line : NEMA Premium Efficiency Three-Phase

Product code : 13273085

Catalog # : 10012ET3E444T-W22G

VFD OPERATION CURVE



Performance : 400 V 50 Hz 6P IE3

Rated current : 104 A
 LRC : 7.2
 Rated torque : 398 ft.lb
 Locked rotor torque : 250 %
 Breakdown torque : 310 %
 Rated speed : 990 rpm

Moment of inertia (J) : 87.3 sq.ft.lb
 Duty cycle : Cont.(S1)
 Insulation class : F
 Service factor : 1.00
 Temperature rise : 80 K
 Design : B

Rev.	Changes Summary	Performed	Checked	Date
Performed by			Page 32 / 36	Revision
Checked by				
Date	13/04/2022			

VFD OPERATION CURVE

Three Phase Induction Motor - Squirrel Cage

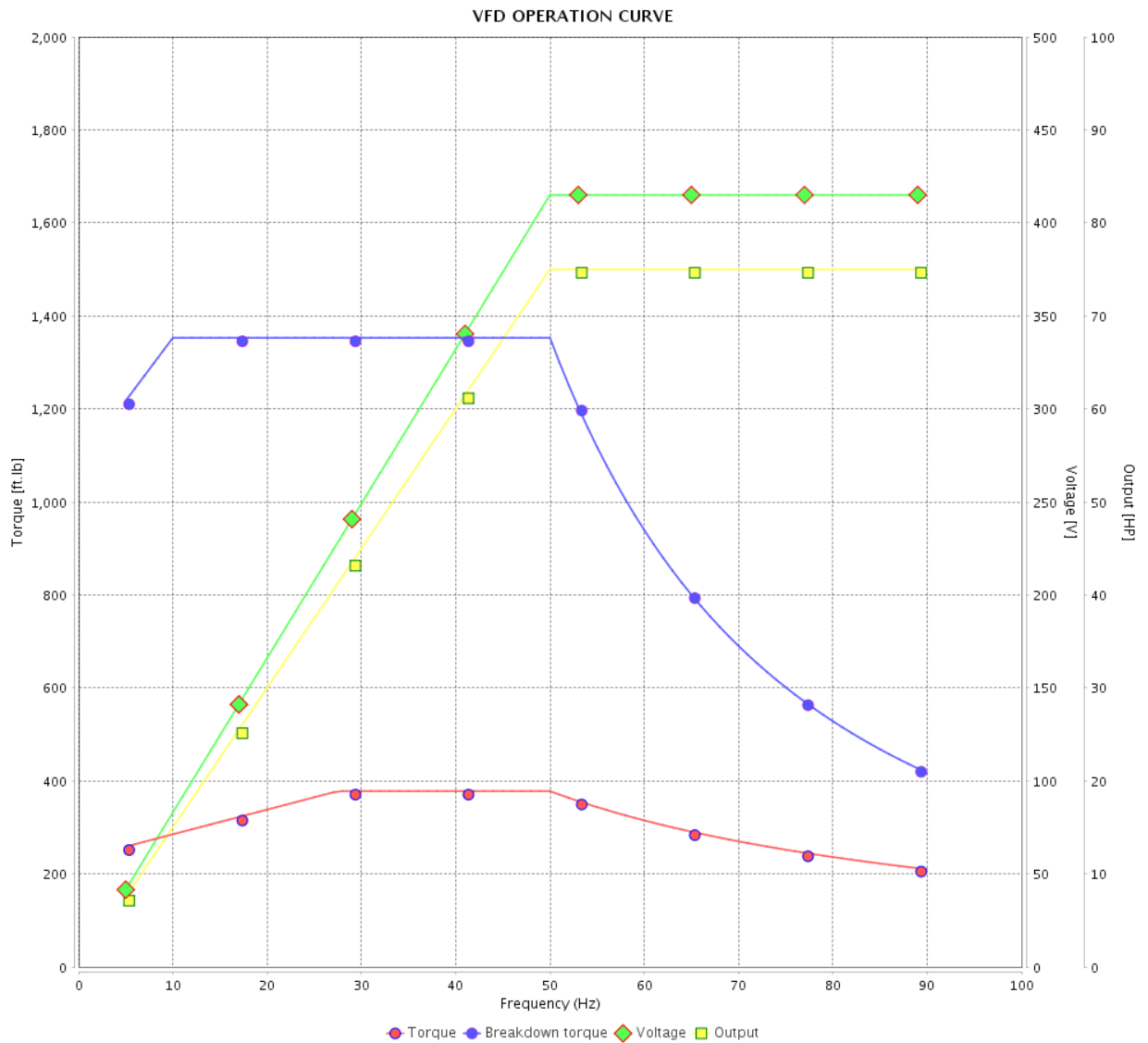


Customer : _____

Product line : NEMA Premium Efficiency Three-Phase

Product code : 13273085

Catalog # : 10012ET3E444T-W22G



Performance : 415 V 50 Hz 6P IE3

Rated current : 102 A
 LRC : 7.7
 Rated torque : 398 ft.lb
 Locked rotor torque : 270 %
 Breakdown torque : 340 %
 Rated speed : 990 rpm

Moment of inertia (J) : 87.3 sq.ft.lb
 Duty cycle : Cont.(S1)
 Insulation class : F
 Service factor : 1.00
 Temperature rise : 80 K
 Design : B

Rev.	Changes Summary	Performed	Checked	Date
Performed by				Page 33 / 36
Checked by				
Date	13/04/2022			

VFD OPERATION CURVE

Three Phase Induction Motor - Squirrel Cage



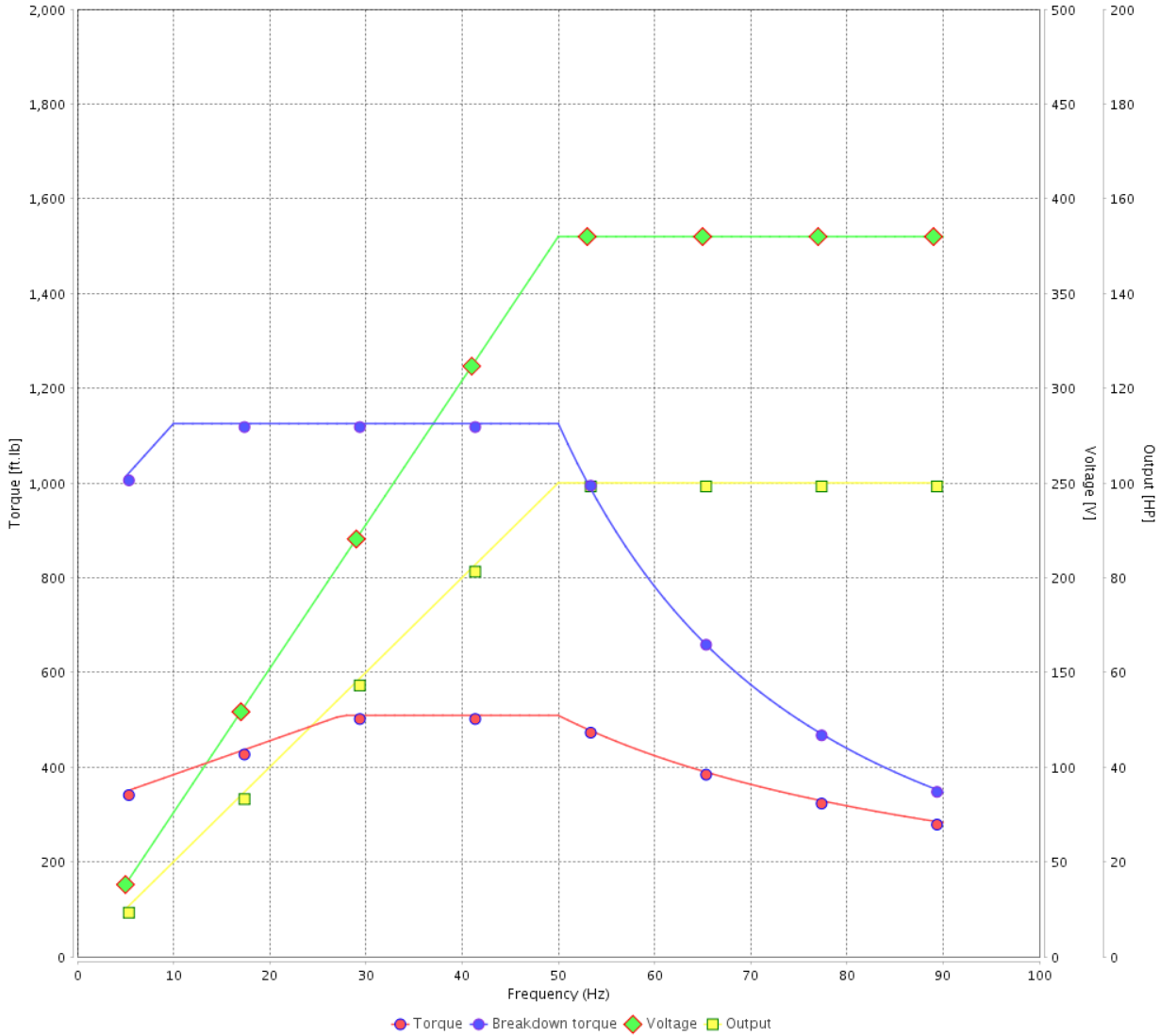
Customer :

Product line : NEMA Premium Efficiency Three-Phase

Product code : 13273085

Catalog # : 10012ET3E444T-W22G

VFD OPERATION CURVE



Performance : 380 V 50 Hz 6P IE1

Rated current : 145 A
 LRC : 5.0
 Rated torque : 536 ft.lb
 Locked rotor torque : 170 %
 Breakdown torque : 210 %
 Rated speed : 980 rpm

Moment of inertia (J) : 87.3 sq.ft.lb
 Duty cycle : Cont.(S1)
 Insulation class : F
 Service factor : 1.00
 Temperature rise : 105 K
 Design : B

Rev.	Changes Summary	Performed	Checked	Date
Performed by			Page 34 / 36	Revision
Checked by				
Date	13/04/2022			

VFD OPERATION CURVE

Three Phase Induction Motor - Squirrel Cage

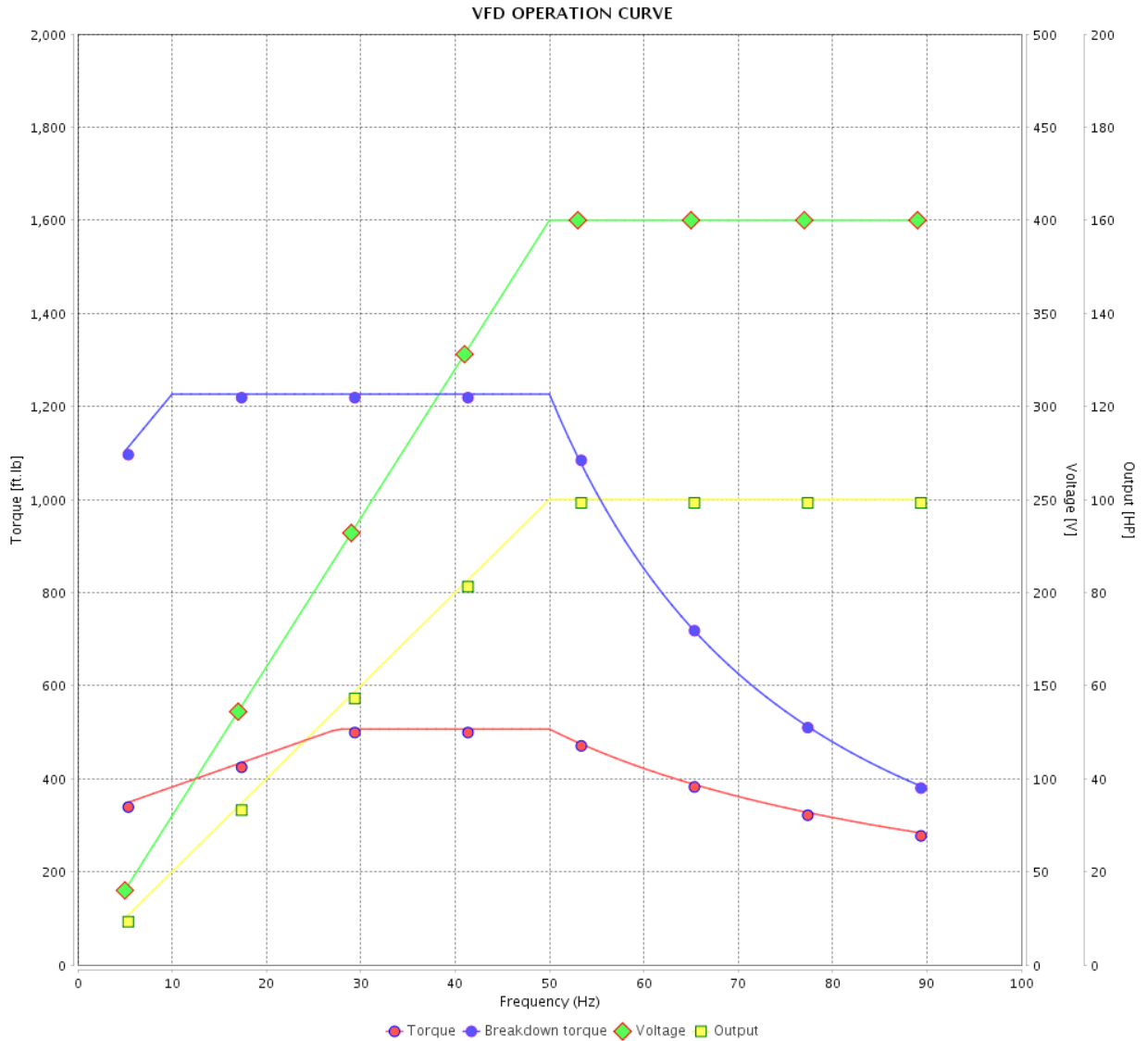


Customer :

Product line : NEMA Premium Efficiency Three-Phase

Product code : 13273085

Catalog # : 10012ET3E444T-W22G



Performance : 400 V 50 Hz 6P IE2

Rated current : 139 A
 LRC : 5.5
 Rated torque : 533 ft.lb
 Locked rotor torque : 190 %
 Breakdown torque : 229 %
 Rated speed : 985 rpm

Moment of inertia (J) : 87.3 sq.ft.lb
 Duty cycle : Cont.(S1)
 Insulation class : F
 Service factor : 1.00
 Temperature rise : 105 K
 Design : B

Rev.	Changes Summary	Performed	Checked	Date
Performed by			Page 35 / 36	Revision
Checked by				
Date	13/04/2022			

VFD OPERATION CURVE

Three Phase Induction Motor - Squirrel Cage



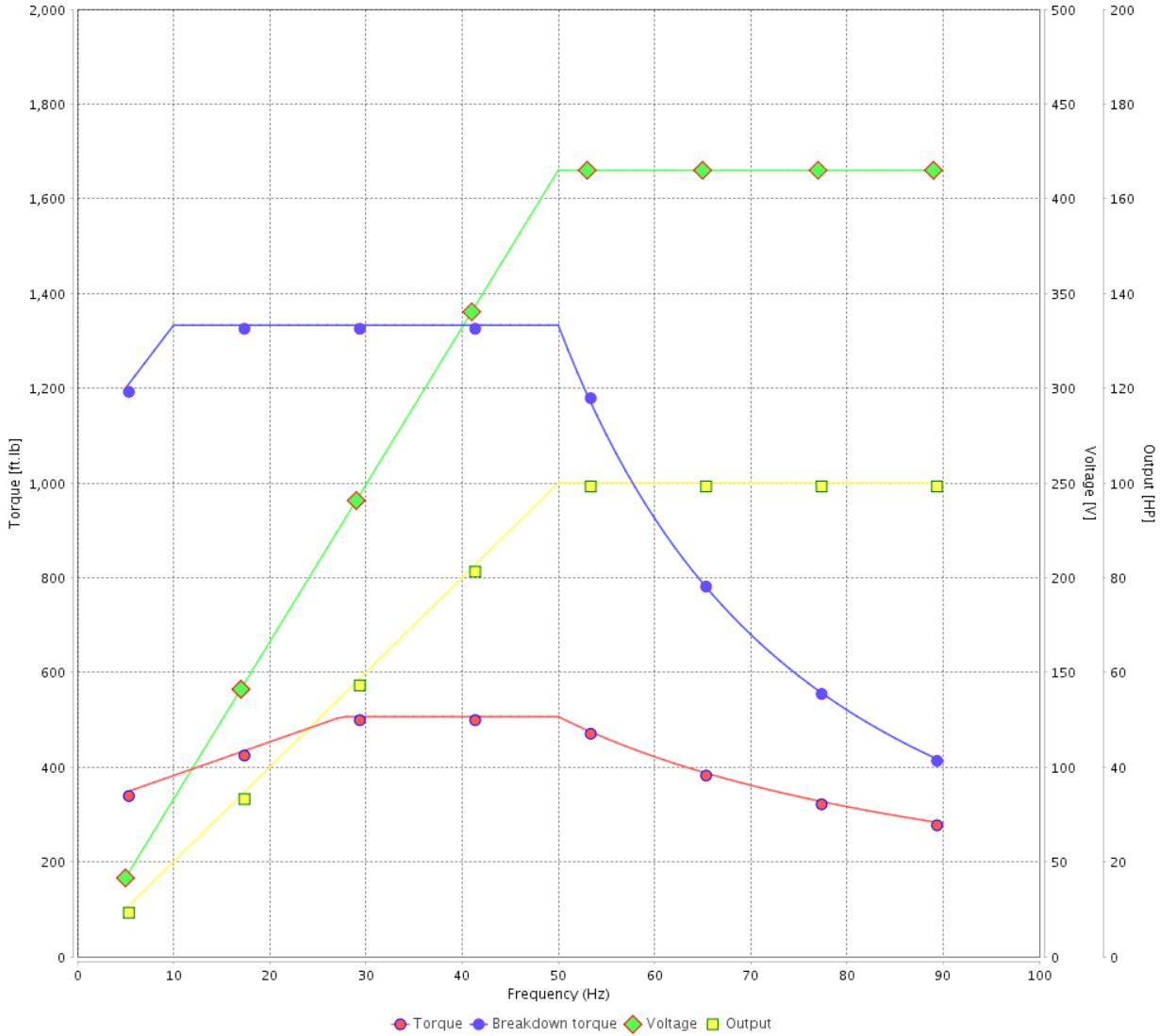
Customer :

Product line : NEMA Premium Efficiency Three-Phase

Product code : 13273085

Catalog # : 10012ET3E444T-W22G

VFD OPERATION CURVE



Performance : 415 V 50 Hz 6P IE2

Rated current	: 135 A	Moment of inertia (J)	: 87.3 sq.ft.lb
LRC	: 6.0	Duty cycle	: Cont.(S1)
Rated torque	: 533 ft.lb	Insulation class	: F
Locked rotor torque	: 200 %	Service factor	: 1.00
Breakdown torque	: 250 %	Temperature rise	: 105 K
Rated speed	: 985 rpm	Design	: B

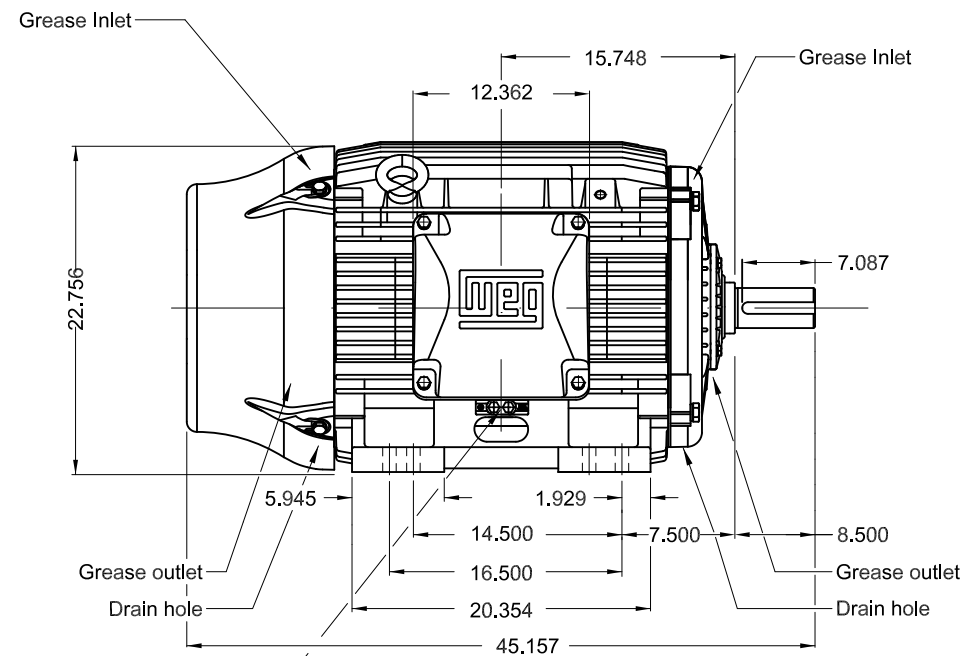
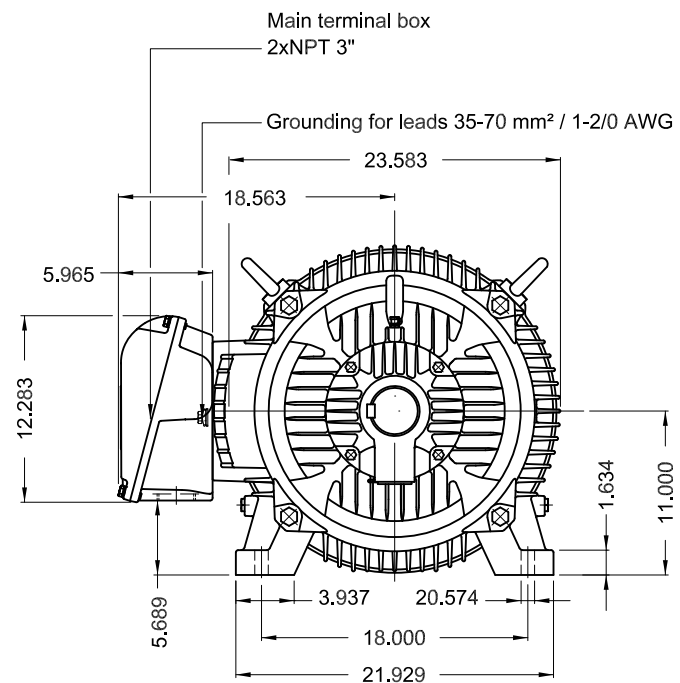
Rev.	Changes Summary	Performed	Checked	Date
Performed by			Page 36 / 36	Revision
Checked by				
Date	13/04/2022			

1 2 3 4 5 6

A

B

C

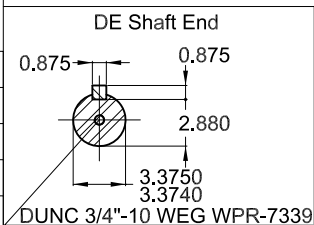


Grounding for leads 25-185 mm² / 3AWG-350MCM

D

E

- Internal AEGIS ground ring on the DE
- Color RAL 5009
- Painting plan 203A
- Mounting NEMA F-1
- Mounting B3R(D)



100 HP 06 Poles 60 Hz A

ECM	LOC	SUMMARY OF MODIFICATIONS	EXECUTED	CHECKED	RELEASED	DATE	VER
EXECUTED	PIRWUSER	THREE PH. MOTOR W22 PREM. EFF.					
CHECKED		FRAME 444/5T IP55 TEFC					
RELEASED							
REL DT.	WMO	Jaragua do Sul	Product Engineering	SHEET	1 / 1		

PREVIEW
WDD





Mod.TE1BFOXON
CC029A

MODEL 10012ET3E444T-W22G

Inverter Duty Motor
Severe Duty

60Hz: For use on PWM: VT 1000:1,
CT 20:1, 1.00SF

MADE IN BRAZIL
13273085

PH3 60Hz Fr. 444/5T 1000m.a.s.l. IP55 TEFC 1667lb

V 230/460

A 242/121

HP 100

kW 75

SF 1.25

SFA 303/151

RPM 1185

PF 0.82

AMB 40°C

INS cl. F DT80K

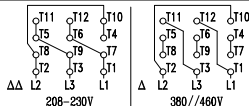
NEMA NOM EFF 95.0%

DUTY CONT.

DES B Code G

USABLE @208V 268A SF 1.10 SFA 295

100HP 75kW 50Hz 380V 145A 980RPM SF 1.00 EFF 93.6% (IE1)



→ 6319-C3 (45g)

→ 6316-C3 (34g)



MOBIL POLYREX EM (13000h)

