

# DATA SHEET

## Three Phase Induction Motor - Squirrel Cage



Customer					
Product line		: W40 NEMA Premium Efficiency Three-Phase		Product code :	14272346
				Catalog # :	10018OT3ERB404T-W40
Frame		: 404/5T		Cooling method	: IC01 - ODP
Insulation class		: F		Mounting	: F-1
Duty cycle		: Cont.(S1)		Rotation <sup>1</sup>	: Both (CW and CCW)
Ambient temperature		: -20°C to +40°C		Starting method	: Direct On Line
Altitude		: 1000 m.a.s.l.		Approx. weight <sup>2</sup>	: 978 lb
Protection degree		: IP23		Moment of inertia (J)	: 21.9 sq.ft.lb
Design		: B			
Output [HP]	100	75	75	75	
Poles	4	4	4	4	
Frequency [Hz]	60	50	50	50	
Rated voltage [V]	230/460	380	400	415	
Rated current [A]	230/115	103	97.5	96.2	
L. R. Amperes [A]	1564/782	742	683	750	
LRC [A]	6.8x(Code G)	7.2x(Code H)	7.0x(Code H)	7.8x(Code J)	
No load current [A]	79.4/39.7	33.0	36.5	40.0	
Rated speed [RPM]	1780	1482	1484	1485	
Slip [%]	1.11	1.20	1.07	1.00	
Rated torque [ft.lb]	295	266	265	265	
Locked rotor torque [%]	200	220	240	270	
Breakdown torque [%]	250	250	280	300	
Service factor	1.25	1.00	1.00	1.00	
Temperature rise	80 K	80 K	80 K	80 K	
Locked rotor time	21s (cold) 12s (hot)	23s (cold) 13s (hot)	21s (cold) 12s (hot)	25s (cold) 14s (hot)	
Noise level <sup>2</sup>	69.0 dB(A)				
Efficiency (%)	25%	94.9	90.2	90.3	90.3
	50%	95.0	91.9	92.0	92.0
	75%	95.4	92.9	92.9	92.9
	100%	95.4	94.7	94.7	94.7
Power Factor	25%	0.49	0.50	0.47	0.44
	50%	0.75	0.73	0.72	0.70
	75%	0.83	0.82	0.80	0.80
	100%	0.86	0.86	0.86	0.84
Bearing type	: Drive end	NU-316 C3	Non drive end	6314 C3	Foundation loads
Sealing	: Without		Without		Max. traction : 1897 lb
		Bearing Seal	Bearing Seal		Max. compression : 2875 lb
Lubrication interval	: 20000 h		20000 h		
Lubricant amount	: 34 g		27 g		
Lubricant type	: Mobil Polyrex EM				
Notes					
USABLE @208V 254A SF 1.15 SFA 292A					
This revision replaces and cancel the previous one, which must be eliminated. (1) Looking the motor from the shaft end. (2) Measured at 1m and with tolerance of +3dB(A). (3) Approximate weight subject to changes after manufacturing process. (4) At 100% of full load.			These are average values based on tests with sinusoidal power supply, subject to the tolerances stipulated in NEMA MG-1.		
Rev.	Changes Summary		Performed	Checked	Date
Performed by					
Checked by				Page	Revision
Date	14/04/2022			1 / 21	

# TORQUE AND CURRENT VS SPEED CURVE

## Three Phase Induction Motor - Squirrel Cage



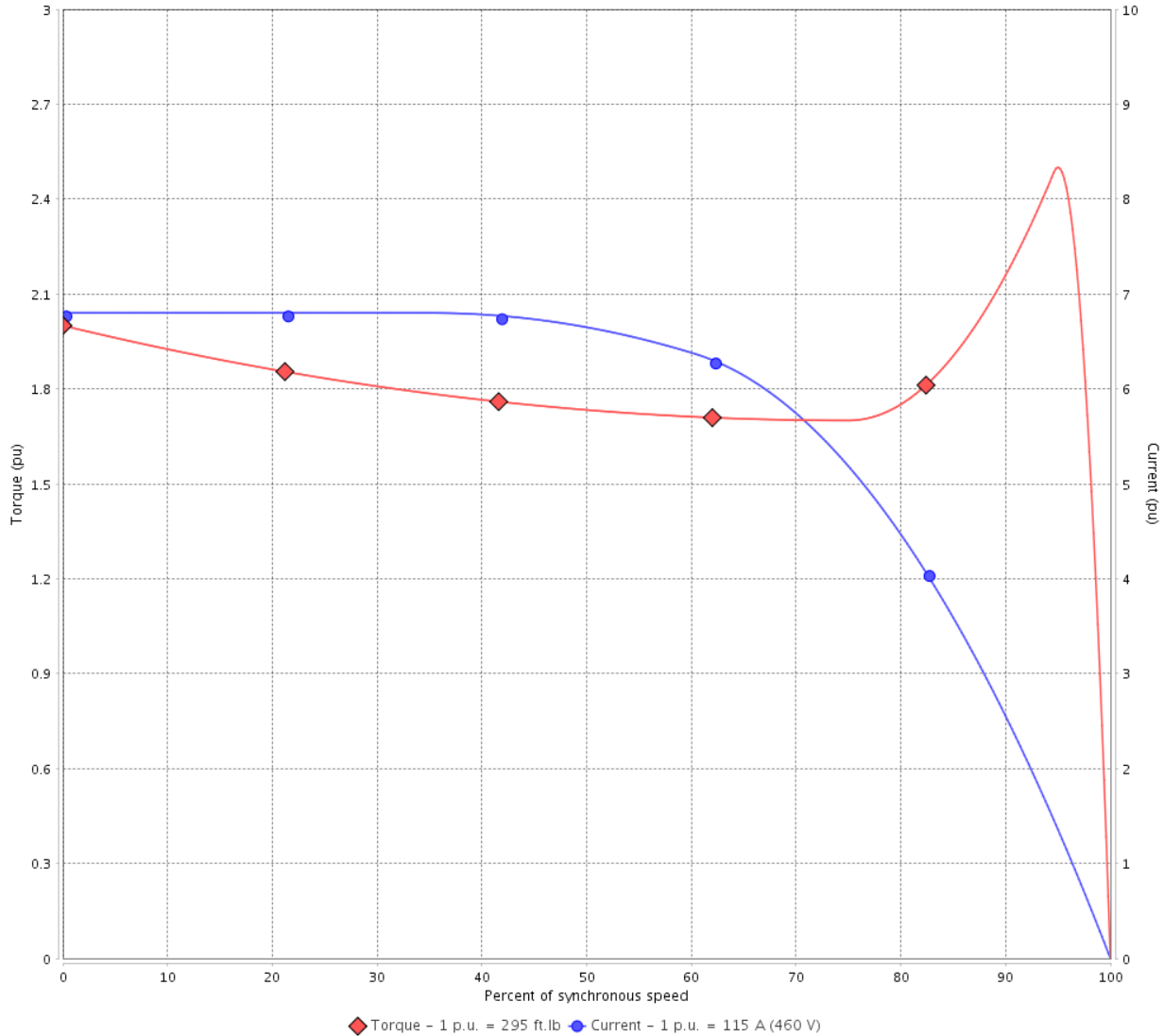
Customer :

Product line : W40 NEMA Premium Efficiency  
Three-Phase

Product code : 14272346

Catalog # : 10018OT3ERB404T-W40

TORQUE AND CURRENT VS SPEED CURVE



Performance : 230/460 V 60 Hz 4P

Rated current : 230/115 A  
LRC : 6.8  
Rated torque : 295 ft.lb  
Locked rotor torque : 200 %  
Breakdown torque : 250 %  
Rated speed : 1780 rpm

Moment of inertia (J) : 21.9 sq.ft.lb  
Duty cycle : Cont.(S1)  
Insulation class : F  
Service factor : 1.25  
Temperature rise : 80 K  
Design : B

Locked rotor time : 21s (cold) 12s (hot)

Rev.	Changes Summary	Performed	Checked	Date
Performed by			Page 2 / 21	Revision
Checked by				
Date	14/04/2022			

# TORQUE AND CURRENT VS SPEED CURVE



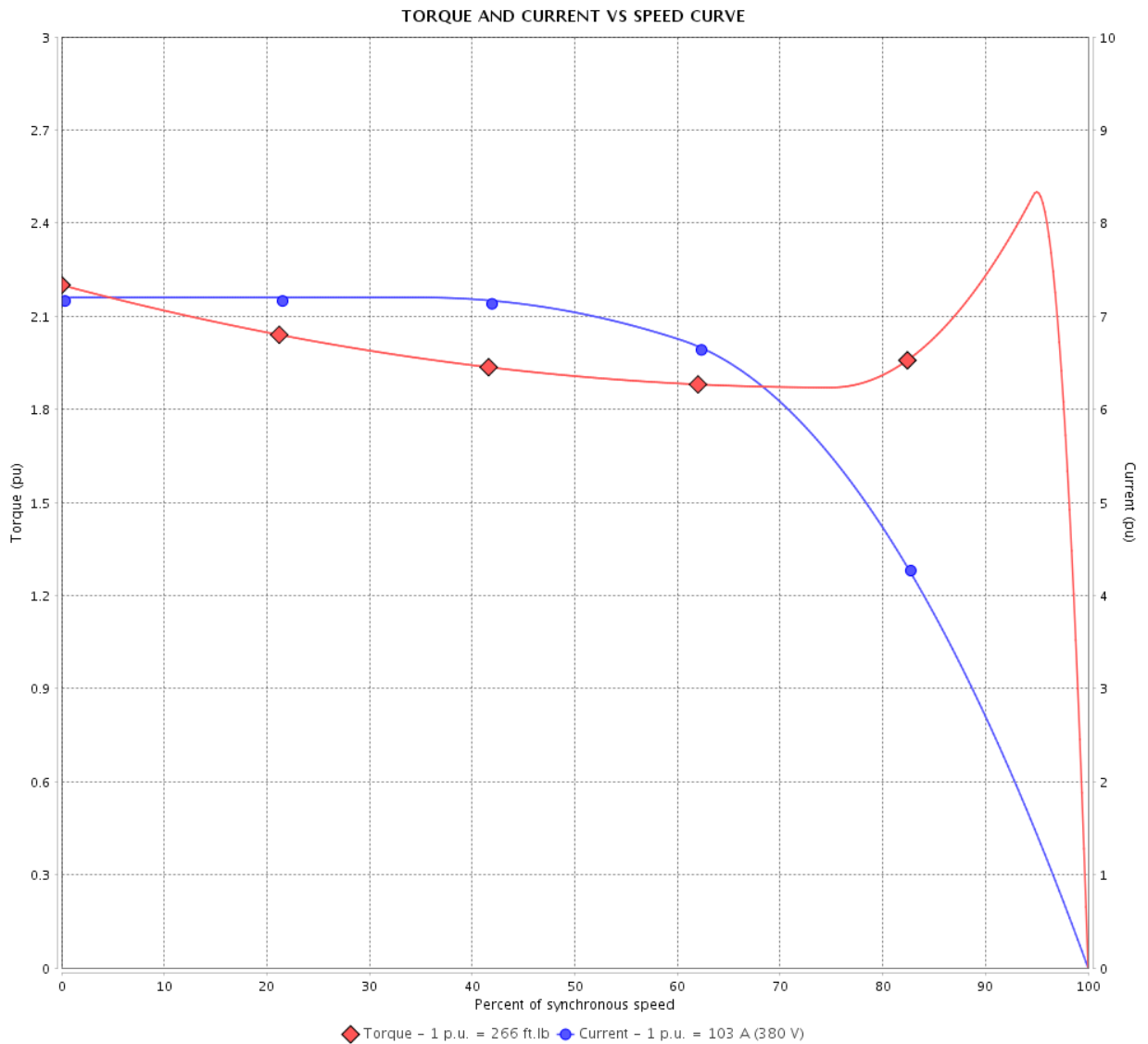
## Three Phase Induction Motor - Squirrel Cage

Customer :

Product line : W40 NEMA Premium Efficiency Three-Phase

Product code : 14272346

Catalog # : 10018OT3ERB404T-W40



Performance : 380 V 50 Hz 4P IE3

Rated current	: 103 A	Moment of inertia (J)	: 21.9 sq.ft.lb
LRC	: 7.2	Duty cycle	: Cont.(S1)
Rated torque	: 266 ft.lb	Insulation class	: F
Locked rotor torque	: 220 %	Service factor	: 1.00
Breakdown torque	: 250 %	Temperature rise	: 80 K
Rated speed	: 1482 rpm	Design	: B

Locked rotor time : 23s (cold) 13s (hot)

Rev.	Changes Summary	Performed	Checked	Date
Performed by			Page 3 / 21	Revision
Checked by				
Date	14/04/2022			

# TORQUE AND CURRENT VS SPEED CURVE

## Three Phase Induction Motor - Squirrel Cage



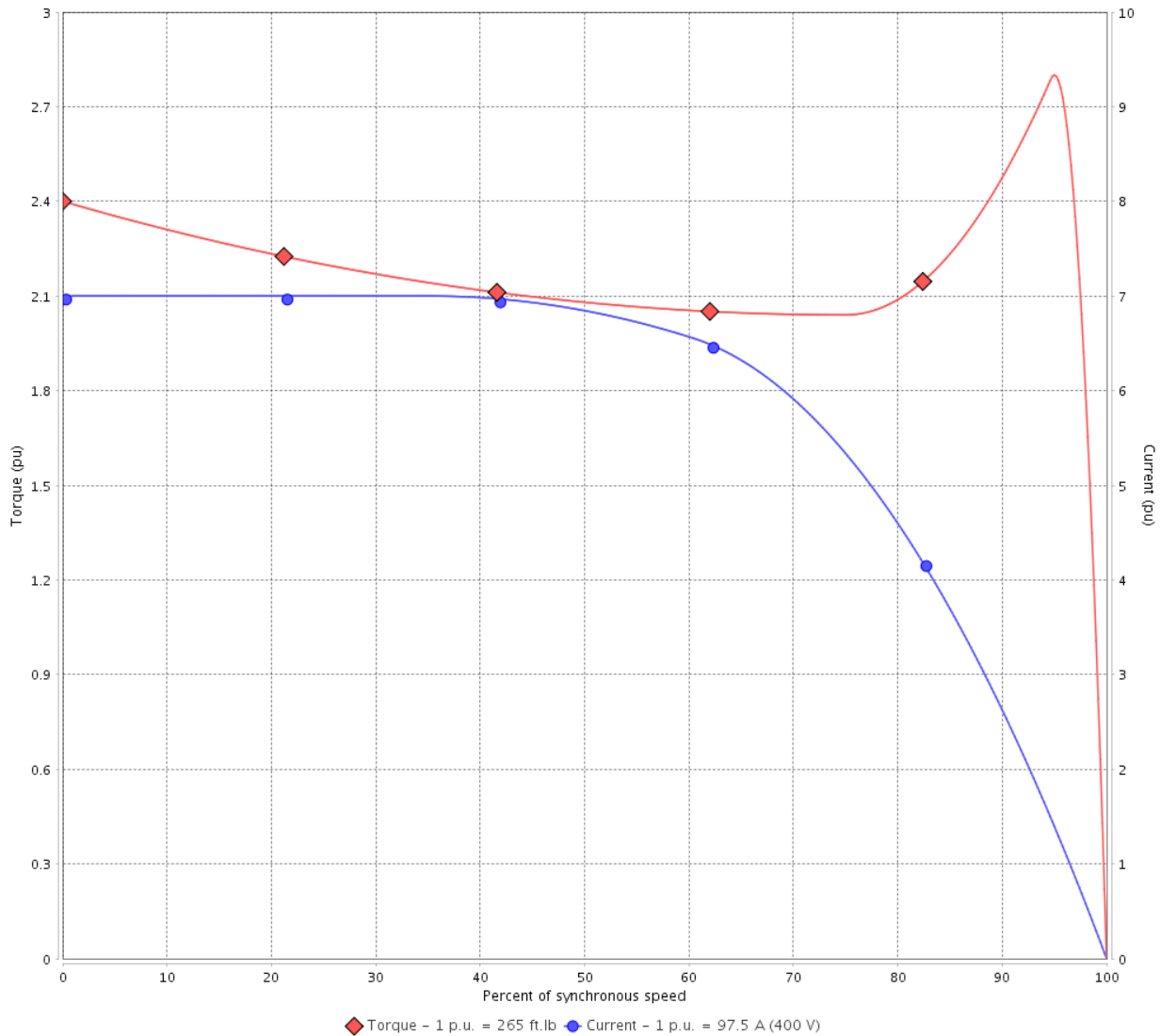
Customer :

Product line : W40 NEMA Premium Efficiency  
Three-Phase

Product code : 14272346

Catalog # : 10018OT3ERB404T-W40

TORQUE AND CURRENT VS SPEED CURVE



Performance : 400 V 50 Hz 4P IE3

Rated current	: 97.5 A	Moment of inertia (J)	: 21.9 sq.ft.lb
LRC	: 7.0	Duty cycle	: Cont.(S1)
Rated torque	: 265 ft.lb	Insulation class	: F
Locked rotor torque	: 240 %	Service factor	: 1.00
Breakdown torque	: 280 %	Temperature rise	: 80 K
Rated speed	: 1484 rpm	Design	: B

Locked rotor time : 21s (cold) 12s (hot)

Rev.	Changes Summary	Performed	Checked	Date
Performed by			Page 4 / 21	Revision
Checked by				
Date	14/04/2022			

# TORQUE AND CURRENT VS SPEED CURVE



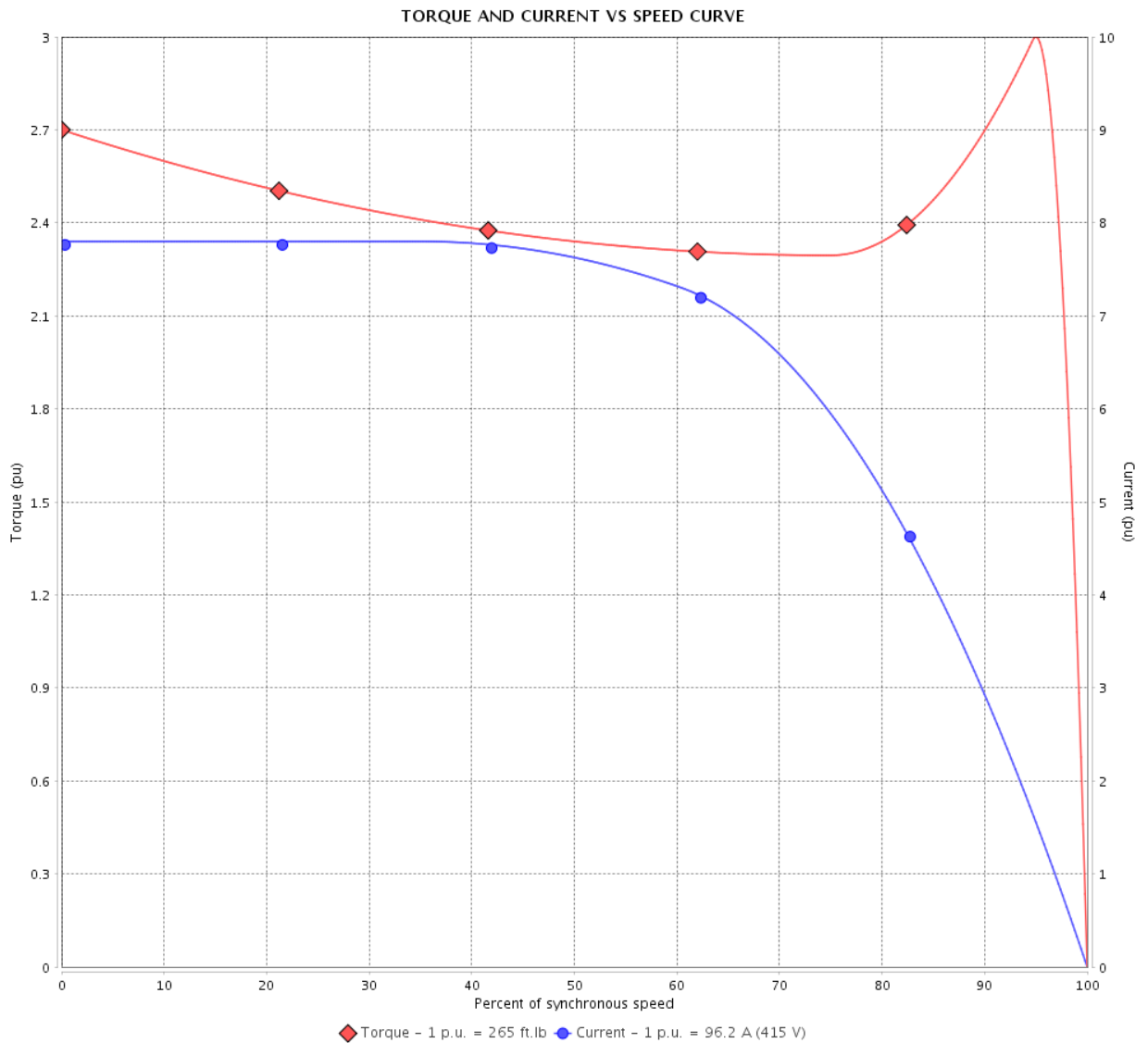
## Three Phase Induction Motor - Squirrel Cage

Customer :

Product line : W40 NEMA Premium Efficiency  
Three-Phase

Product code : 14272346

Catalog # : 10018OT3ERB404T-W40



Performance : 415 V 50 Hz 4P IE3

Rated current	: 96.2 A	Moment of inertia (J)	: 21.9 sq.ft.lb
LRC	: 7.8	Duty cycle	: Cont.(S1)
Rated torque	: 265 ft.lb	Insulation class	: F
Locked rotor torque	: 270 %	Service factor	: 1.00
Breakdown torque	: 300 %	Temperature rise	: 80 K
Rated speed	: 1485 rpm	Design	: B

Locked rotor time : 25s (cold) 14s (hot)

Rev.	Changes Summary	Performed	Checked	Date
Performed by			Page 5 / 21	Revision
Checked by				
Date	14/04/2022			

# LOAD PERFORMANCE CURVE

Three Phase Induction Motor - Squirrel Cage

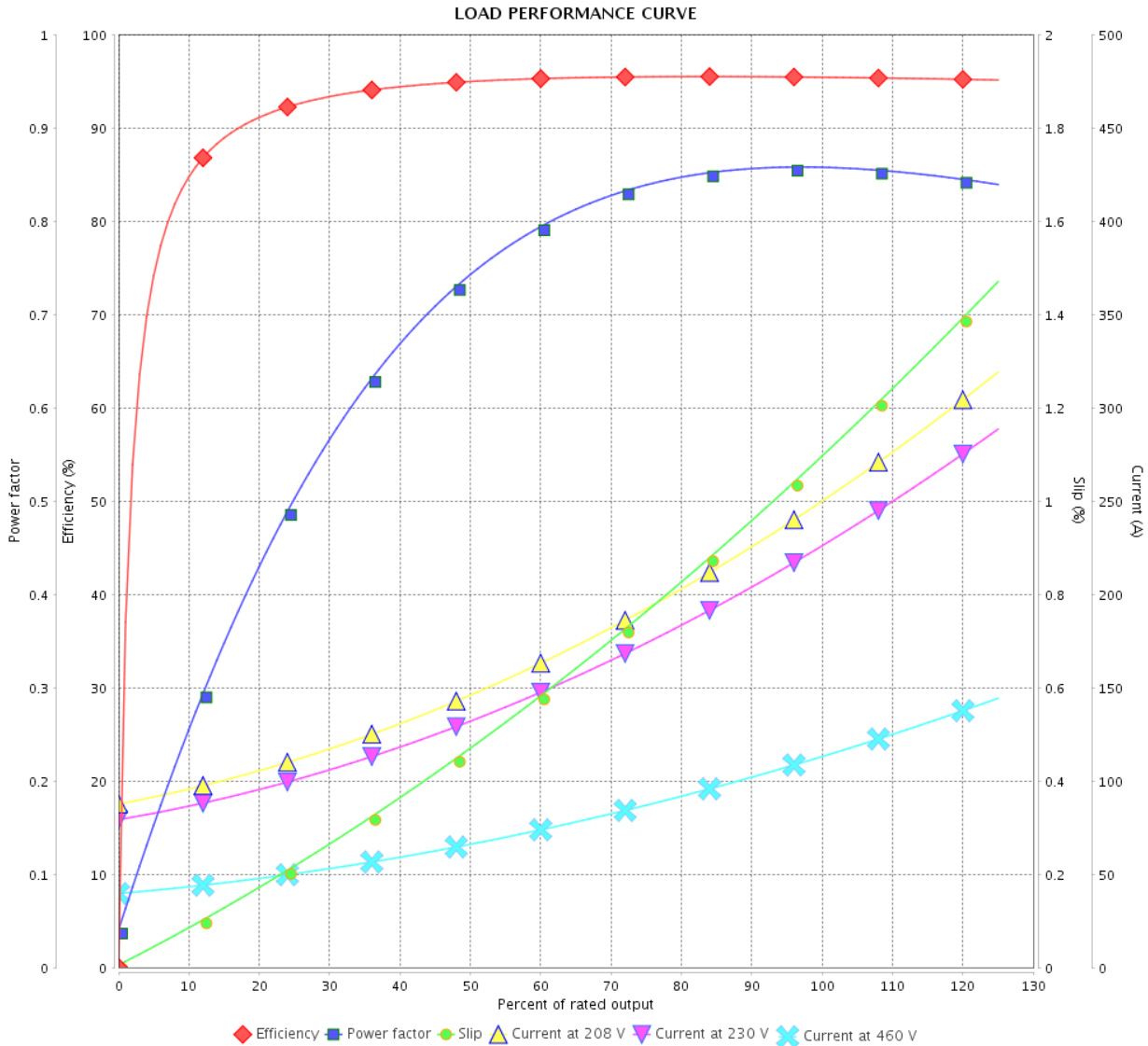


Customer :

Product line : W40 NEMA Premium Efficiency Three-Phase

Product code : 14272346

Catalog # : 10018OT3ERB404T-W40



Performance : 230/460 V 60 Hz 4P

Rated current : 230/115 A  
 LRC : 6.8  
 Rated torque : 295 ft.lb  
 Locked rotor torque : 200 %  
 Breakdown torque : 250 %  
 Rated speed : 1780 rpm

Moment of inertia (J) : 21.9 sq.ft.lb  
 Duty cycle : Cont.(S1)  
 Insulation class : F  
 Service factor : 1.25  
 Temperature rise : 80 K  
 Design : B

Rev.	Changes Summary	Performed	Checked	Date
Performed by			Page 6 / 21	Revision
Checked by				
Date	14/04/2022			

# LOAD PERFORMANCE CURVE

## Three Phase Induction Motor - Squirrel Cage

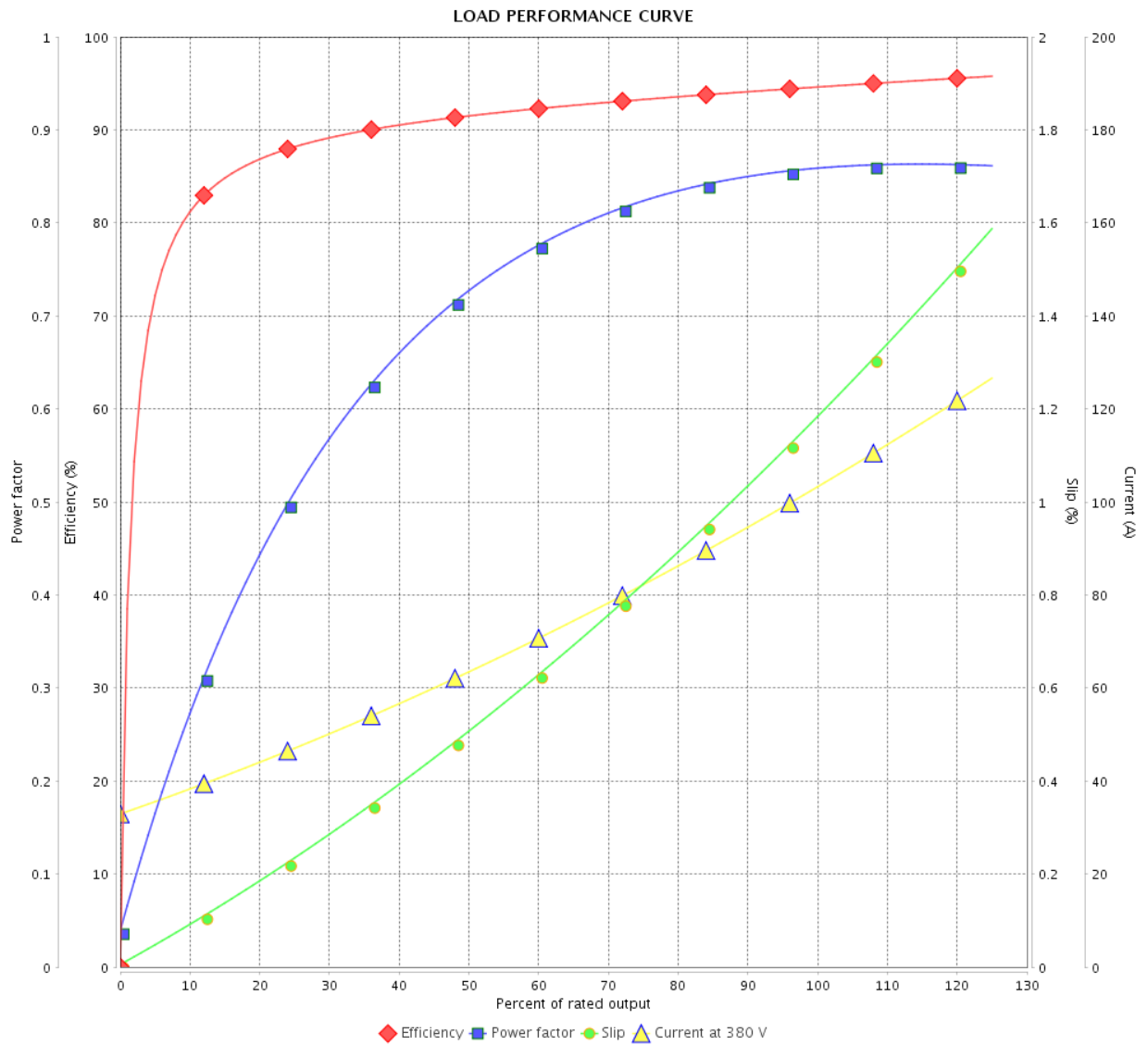


Customer :

Product line : W40 NEMA Premium Efficiency Three-Phase

Product code : 14272346

Catalog # : 10018OT3ERB404T-W40



Performance : 380 V 50 Hz 4P IE3

Rated current : 103 A  
 LRC : 7.2  
 Rated torque : 266 ft.lb  
 Locked rotor torque : 220 %  
 Breakdown torque : 250 %  
 Rated speed : 1482 rpm

Moment of inertia (J) : 21.9 sq.ft.lb  
 Duty cycle : Cont.(S1)  
 Insulation class : F  
 Service factor : 1.00  
 Temperature rise : 80 K  
 Design : B

Rev.	Changes Summary	Performed	Checked	Date
Performed by		Page		Revision
Checked by		7 / 21		
Date		14/04/2022		

# LOAD PERFORMANCE CURVE

Three Phase Induction Motor - Squirrel Cage

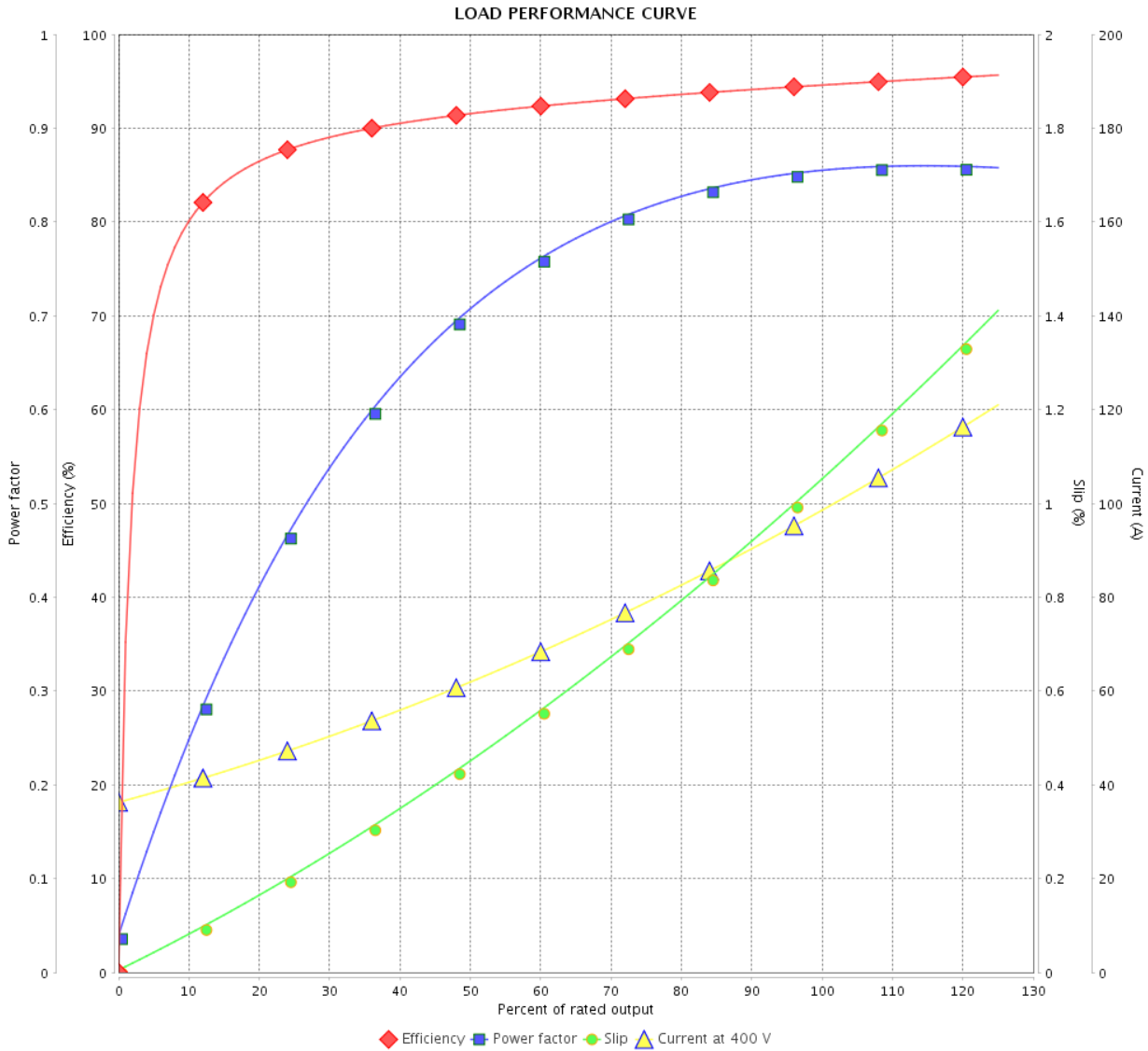


Customer :

Product line : W40 NEMA Premium Efficiency  
Three-Phase

Product code : 14272346

Catalog # : 10018OT3ERB404T-W40



Performance : 400 V 50 Hz 4P IE3

Rated current : 97.5 A  
LRC : 7.0  
Rated torque : 265 ft.lb  
Locked rotor torque : 240 %  
Breakdown torque : 280 %  
Rated speed : 1484 rpm

Moment of inertia (J) : 21.9 sq.ft.lb  
Duty cycle : Cont.(S1)  
Insulation class : F  
Service factor : 1.00  
Temperature rise : 80 K  
Design : B

Rev.	Changes Summary	Performed	Checked	Date
Performed by			Page 8 / 21	Revision
Checked by				
Date	14/04/2022			



# LOAD PERFORMANCE CURVE

## Three Phase Induction Motor - Squirrel Cage

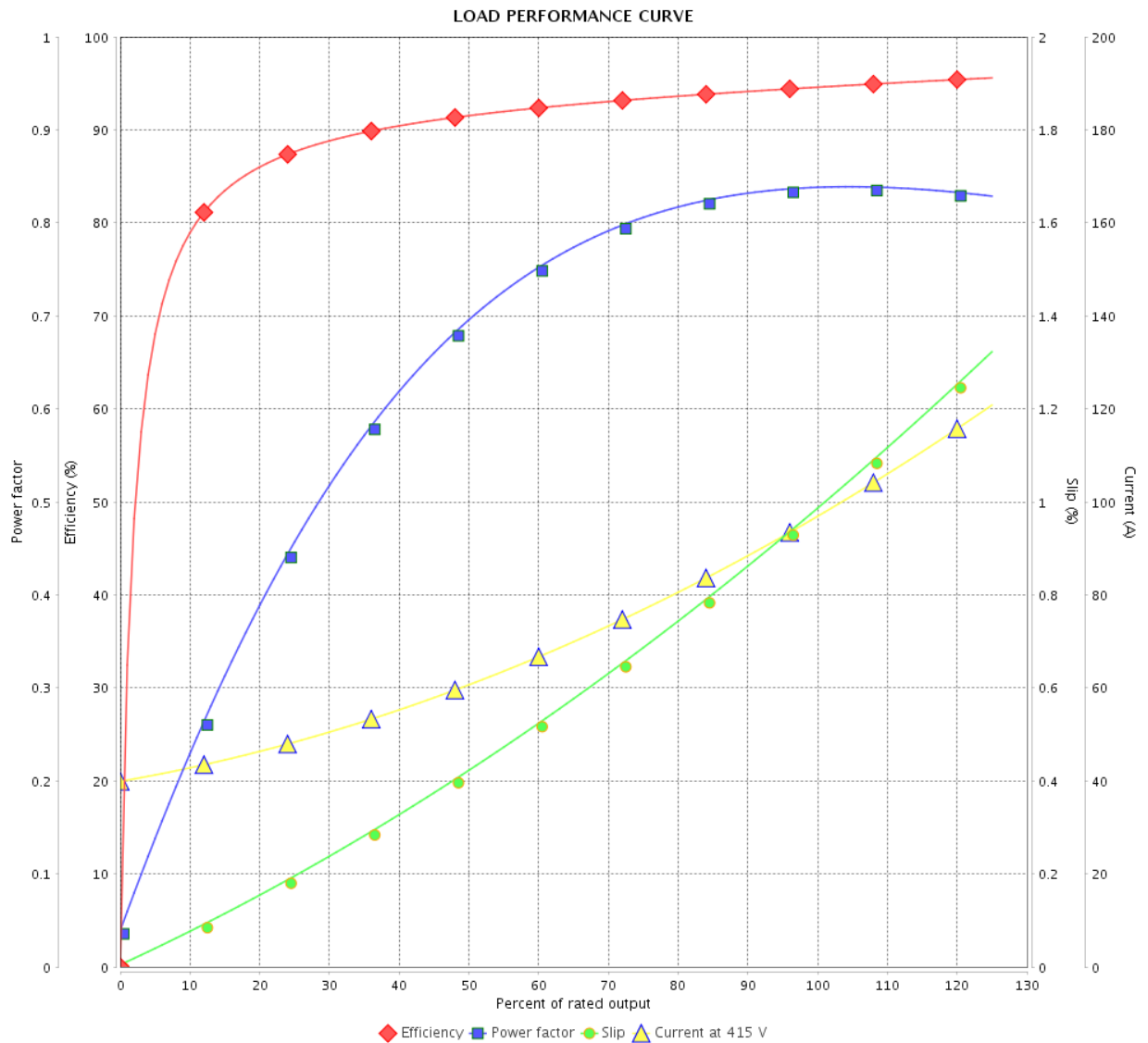


Customer :

Product line : W40 NEMA Premium Efficiency  
Three-Phase

Product code : 14272346

Catalog # : 10018OT3ERB404T-W40



Performance : 415 V 50 Hz 4P IE3

Rated current : 96.2 A  
 LRC : 7.8  
 Rated torque : 265 ft.lb  
 Locked rotor torque : 270 %  
 Breakdown torque : 300 %  
 Rated speed : 1485 rpm

Moment of inertia (J) : 21.9 sq.ft.lb  
 Duty cycle : Cont.(S1)  
 Insulation class : F  
 Service factor : 1.00  
 Temperature rise : 80 K  
 Design : B

Rev.	Changes Summary	Performed	Checked	Date
Performed by		Page		Revision
Checked by		9 / 21		
Date		14/04/2022		

# THERMAL LIMIT CURVE

## Three Phase Induction Motor - Squirrel Cage



Customer :

Product line : W40 NEMA Premium Efficiency  
Three-Phase

Product code : 14272346

Catalog # : 10018OT3ERB404T-W40

Performance : 230/460 V 60 Hz 4P

Rated current : 230/115 A  
LRC : 6.8  
Rated torque : 295 ft.lb  
Locked rotor torque : 200 %  
Breakdown torque : 250 %  
Rated speed : 1780 rpm

Moment of inertia (J) : 21.9 sq.ft.lb  
Duty cycle : Cont.(S1)  
Insulation class : F  
Service factor : 1.25  
Temperature rise : 80 K  
Design : B

Heating constant

Cooling constant

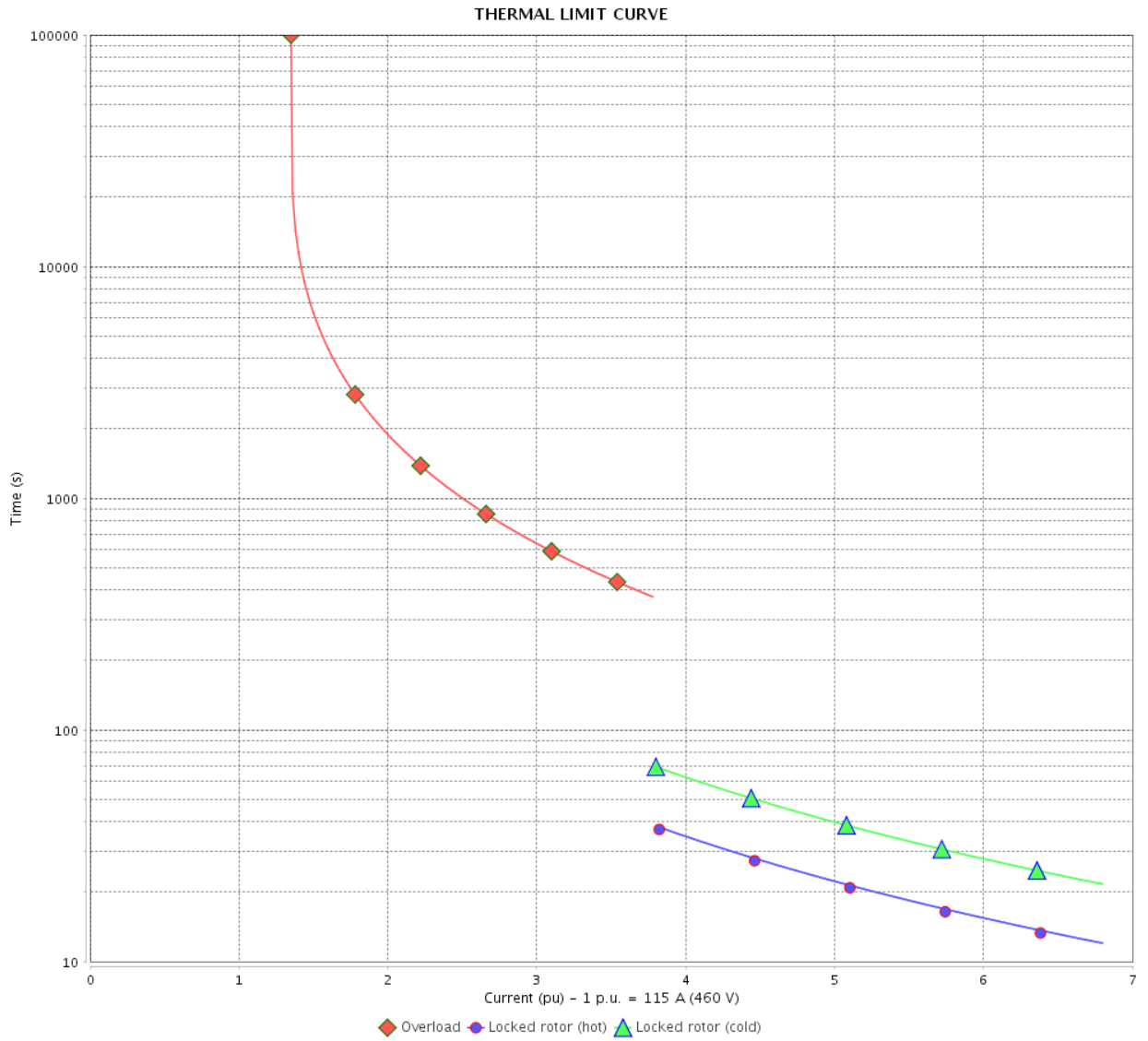
Rev.	Changes Summary	Performed	Checked	Date
Performed by				
Checked by			Page	Revision
Date	14/04/2022		10 / 21	

# THERMAL LIMIT CURVE

Three Phase Induction Motor - Squirrel Cage



Customer : \_\_\_\_\_



Rev.	Changes Summary	Performed	Checked	Date
Performed by		Page		Revision
Checked by		11 / 21		
Date		14/04/2022		

# THERMAL LIMIT CURVE

## Three Phase Induction Motor - Squirrel Cage



Customer :

Product line : W40 NEMA Premium Efficiency  
Three-Phase

Product code : 14272346

Catalog # : 10018OT3ERB404T-W40

Performance : 380 V 50 Hz 4P IE3

Rated current	: 103 A	Moment of inertia (J)	: 21.9 sq.ft.lb
LRC	: 7.2	Duty cycle	: Cont.(S1)
Rated torque	: 266 ft.lb	Insulation class	: F
Locked rotor torque	: 220 %	Service factor	: 1.00
Breakdown torque	: 250 %	Temperature rise	: 80 K
Rated speed	: 1482 rpm	Design	: B

Heating constant

Cooling constant

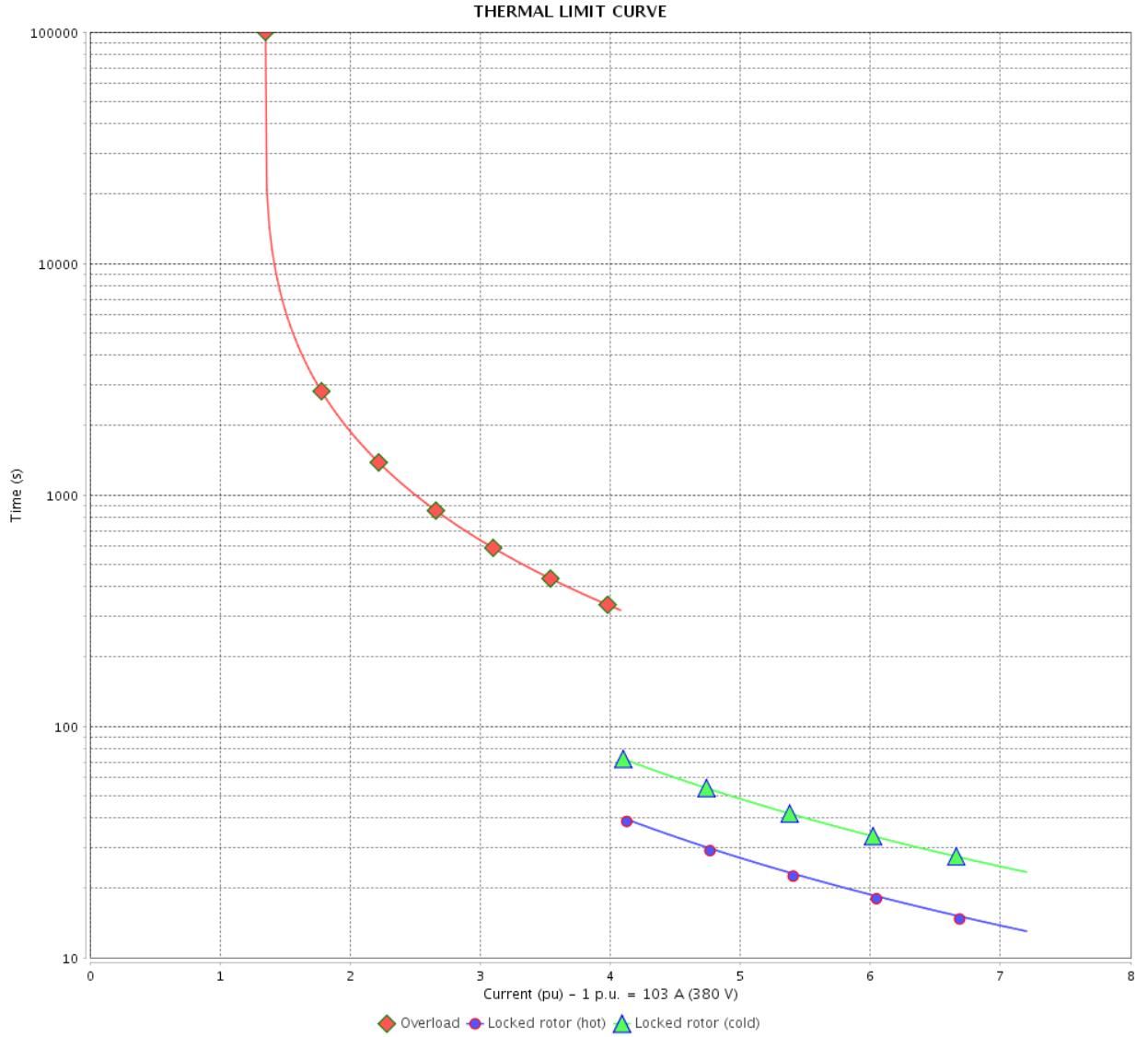
Rev.	Changes Summary	Performed	Checked	Date
Performed by				
Checked by			Page	Revision
Date	14/04/2022		12 / 21	

# THERMAL LIMIT CURVE

Three Phase Induction Motor - Squirrel Cage



Customer : \_\_\_\_\_



Rev.	Changes Summary	Performed	Checked	Date
Performed by				
Checked by				
Date				
		Page 13 / 21	Revision	

# THERMAL LIMIT CURVE



## Three Phase Induction Motor - Squirrel Cage

Customer :

Product line : W40 NEMA Premium Efficiency  
Three-Phase

Product code : 14272346

Catalog # : 10018OT3ERB404T-W40

Performance : 400 V 50 Hz 4P IE3

Rated current	: 97.5 A	Moment of inertia (J)	: 21.9 sq.ft.lb
LRC	: 7.0	Duty cycle	: Cont.(S1)
Rated torque	: 265 ft.lb	Insulation class	: F
Locked rotor torque	: 240 %	Service factor	: 1.00
Breakdown torque	: 280 %	Temperature rise	: 80 K
Rated speed	: 1484 rpm	Design	: B

Heating constant

Cooling constant

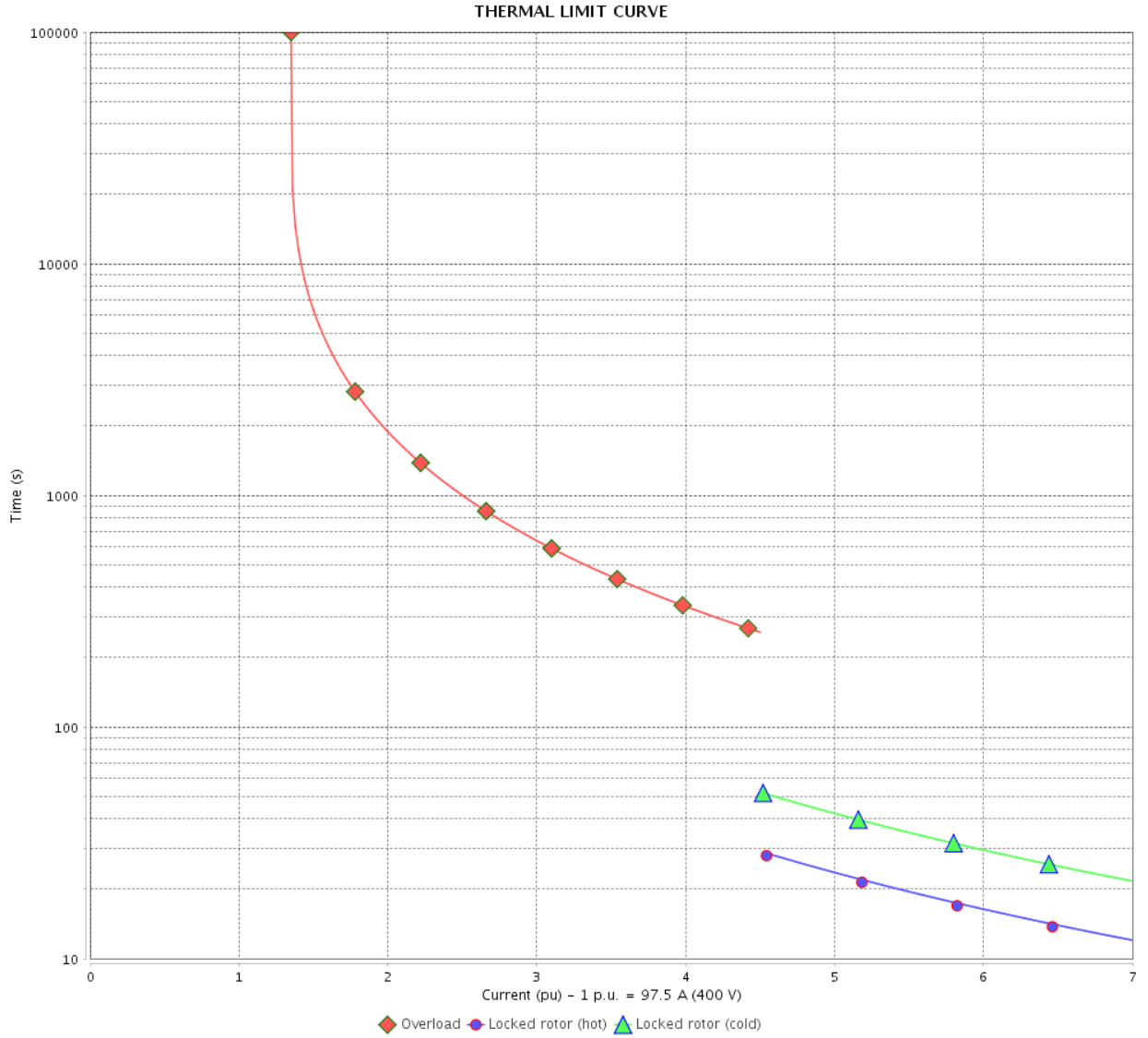
Rev.	Changes Summary	Performed	Checked	Date
Performed by				
Checked by			Page	Revision
Date	14/04/2022		14 / 21	

# THERMAL LIMIT CURVE

Three Phase Induction Motor - Squirrel Cage



Customer : \_\_\_\_\_



Rev.	Changes Summary	Performed	Checked	Date
Performed by		Page		Revision
Checked by		15 / 21		
Date		14/04/2022		

# THERMAL LIMIT CURVE

## Three Phase Induction Motor - Squirrel Cage



Customer :

Product line : W40 NEMA Premium Efficiency  
Three-Phase

Product code : 14272346

Catalog # : 10018OT3ERB404T-W40

Performance : 415 V 50 Hz 4P IE3

Rated current	: 96.2 A	Moment of inertia (J)	: 21.9 sq.ft.lb
LRC	: 7.8	Duty cycle	: Cont.(S1)
Rated torque	: 265 ft.lb	Insulation class	: F
Locked rotor torque	: 270 %	Service factor	: 1.00
Breakdown torque	: 300 %	Temperature rise	: 80 K
Rated speed	: 1485 rpm	Design	: B

Heating constant

Cooling constant

Rev.	Changes Summary	Performed	Checked	Date
Performed by				
Checked by			Page	Revision
Date	14/04/2022		16 / 21	

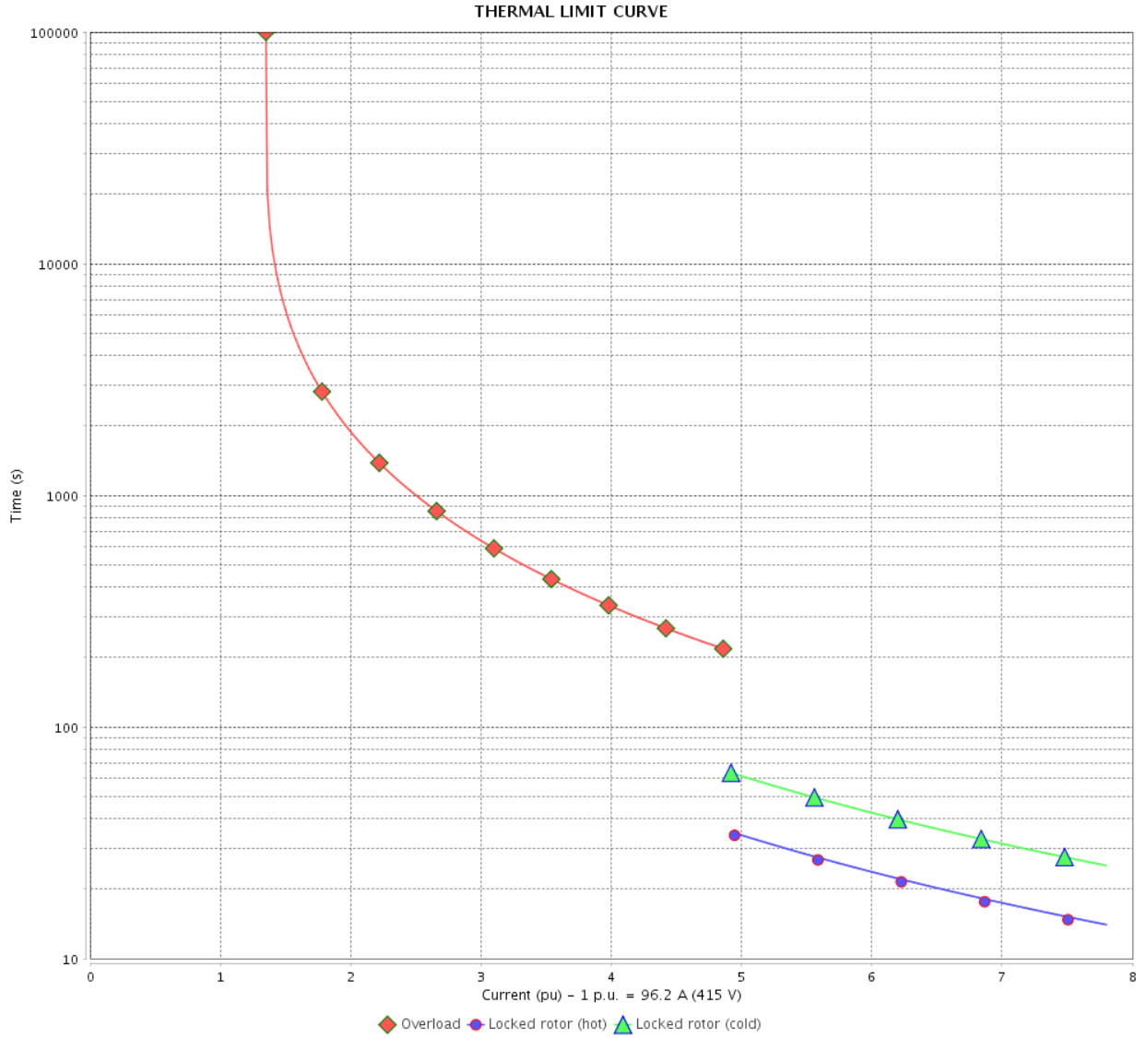


# THERMAL LIMIT CURVE

Three Phase Induction Motor - Squirrel Cage



Customer : \_\_\_\_\_



Rev.	Changes Summary	Performed	Checked	Date
Performed by		Page		Revision
Checked by		17 / 21		
Date		14/04/2022		

# VFD OPERATION CURVE

Three Phase Induction Motor - Squirrel Cage



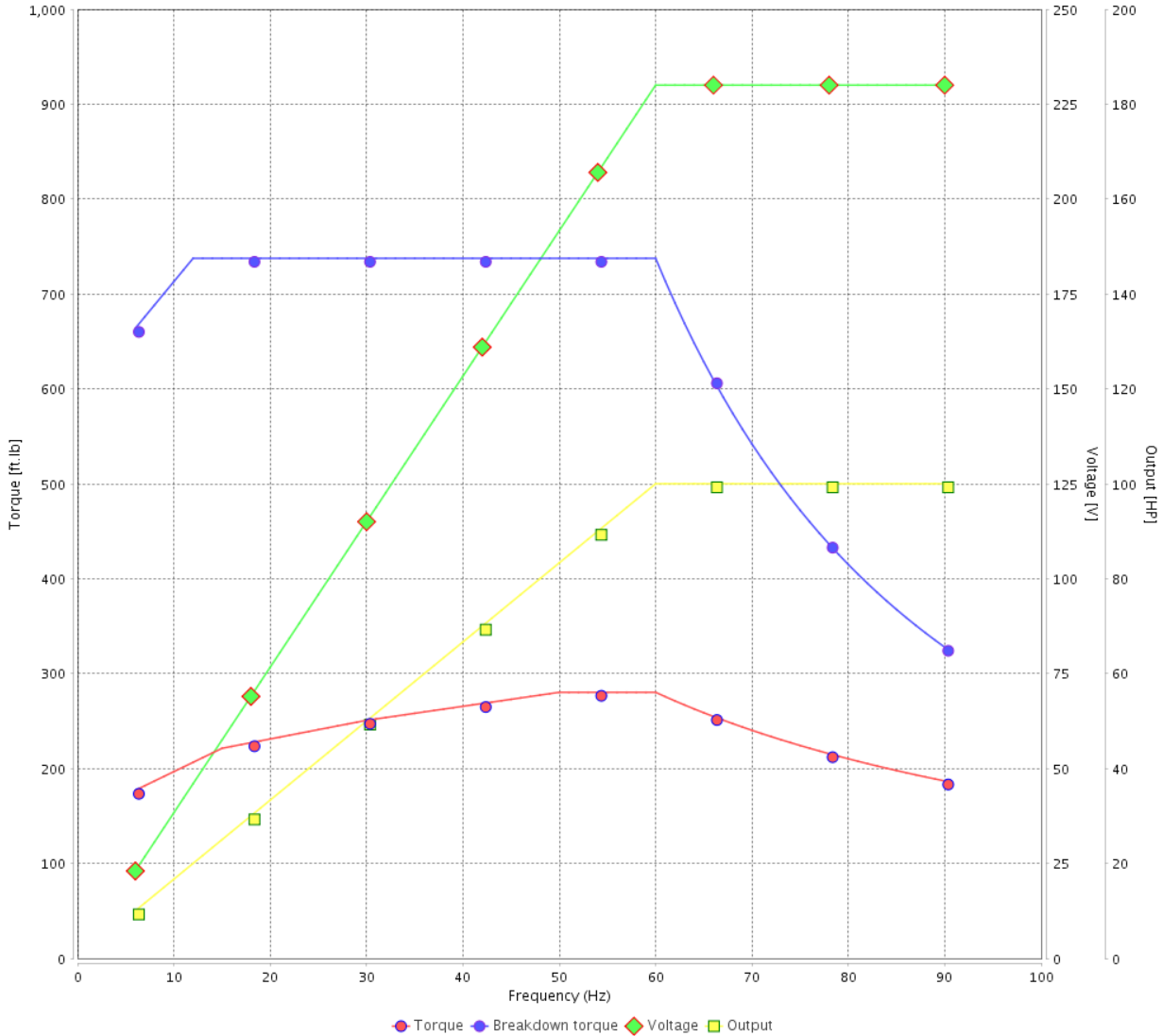
Customer :

Product line : W40 NEMA Premium Efficiency  
Three-Phase

Product code : 14272346

Catalog # : 10018OT3ERB404T-W40

VFD OPERATION CURVE



Performance : 230/460 V 60 Hz 4P

Rated current : 230/115 A  
LRC : 6.8  
Rated torque : 295 ft.lb  
Locked rotor torque : 200 %  
Breakdown torque : 250 %  
Rated speed : 1780 rpm

Moment of inertia (J) : 21.9 sq.ft.lb  
Duty cycle : Cont.(S1)  
Insulation class : F  
Service factor : 1.25  
Temperature rise : 80 K  
Design : B

Rev.	Changes Summary	Performed	Checked	Date
Performed by			Page 18 / 21	Revision
Checked by				
Date	14/04/2022			

# VFD OPERATION CURVE

Three Phase Induction Motor - Squirrel Cage

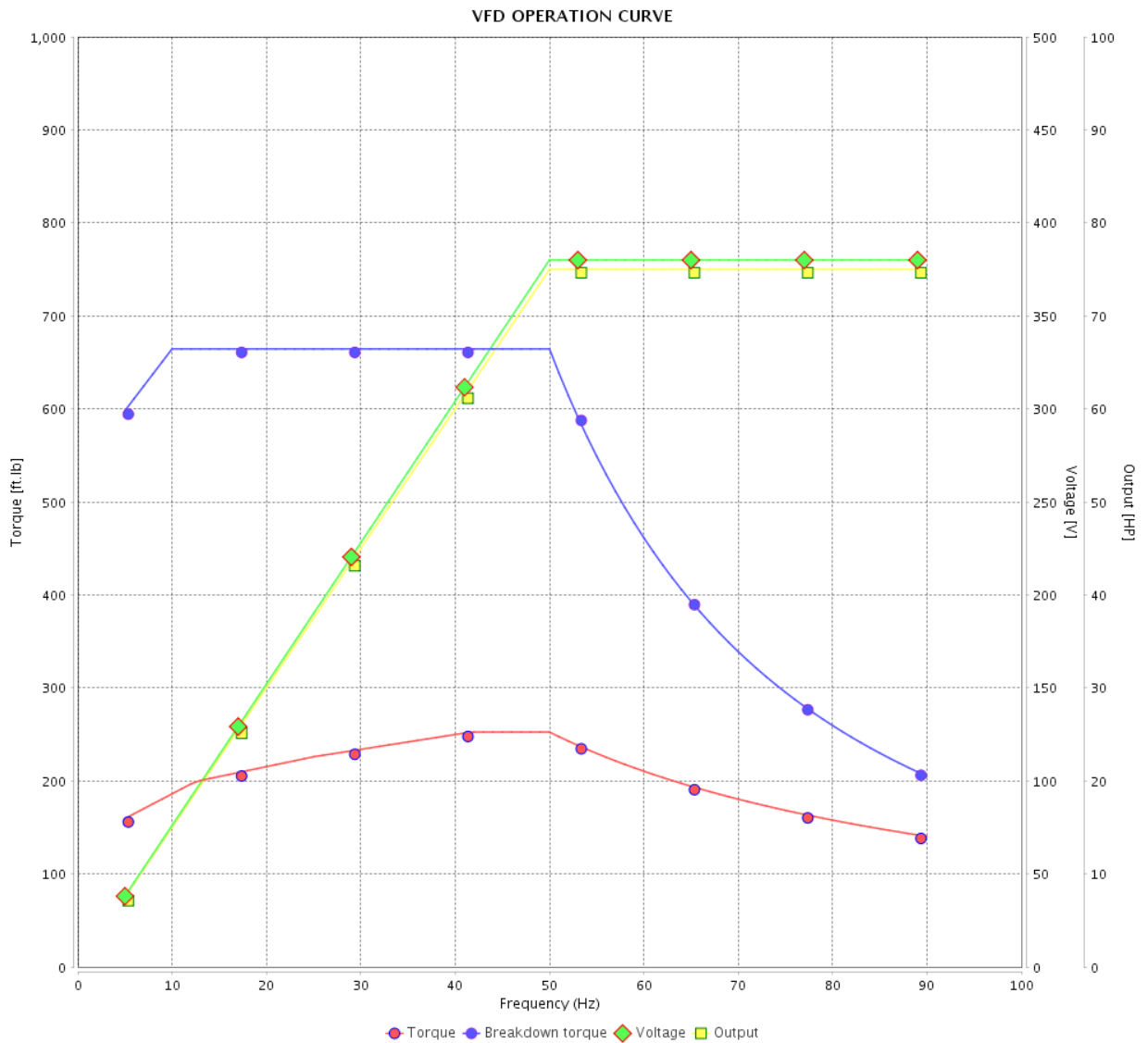


Customer :

Product line : W40 NEMA Premium Efficiency  
Three-Phase

Product code : 14272346

Catalog # : 10018OT3ERB404T-W40



Performance : 380 V 50 Hz 4P IE3

Rated current : 103 A  
LRC : 7.2  
Rated torque : 266 ft.lb  
Locked rotor torque : 220 %  
Breakdown torque : 250 %  
Rated speed : 1482 rpm

Moment of inertia (J) : 21.9 sq.ft.lb  
Duty cycle : Cont.(S1)  
Insulation class : F  
Service factor : 1.00  
Temperature rise : 80 K  
Design : B

Rev.	Changes Summary	Performed	Checked	Date
Performed by				Page 19 / 21
Checked by				
Date	14/04/2022			

# VFD OPERATION CURVE

Three Phase Induction Motor - Squirrel Cage



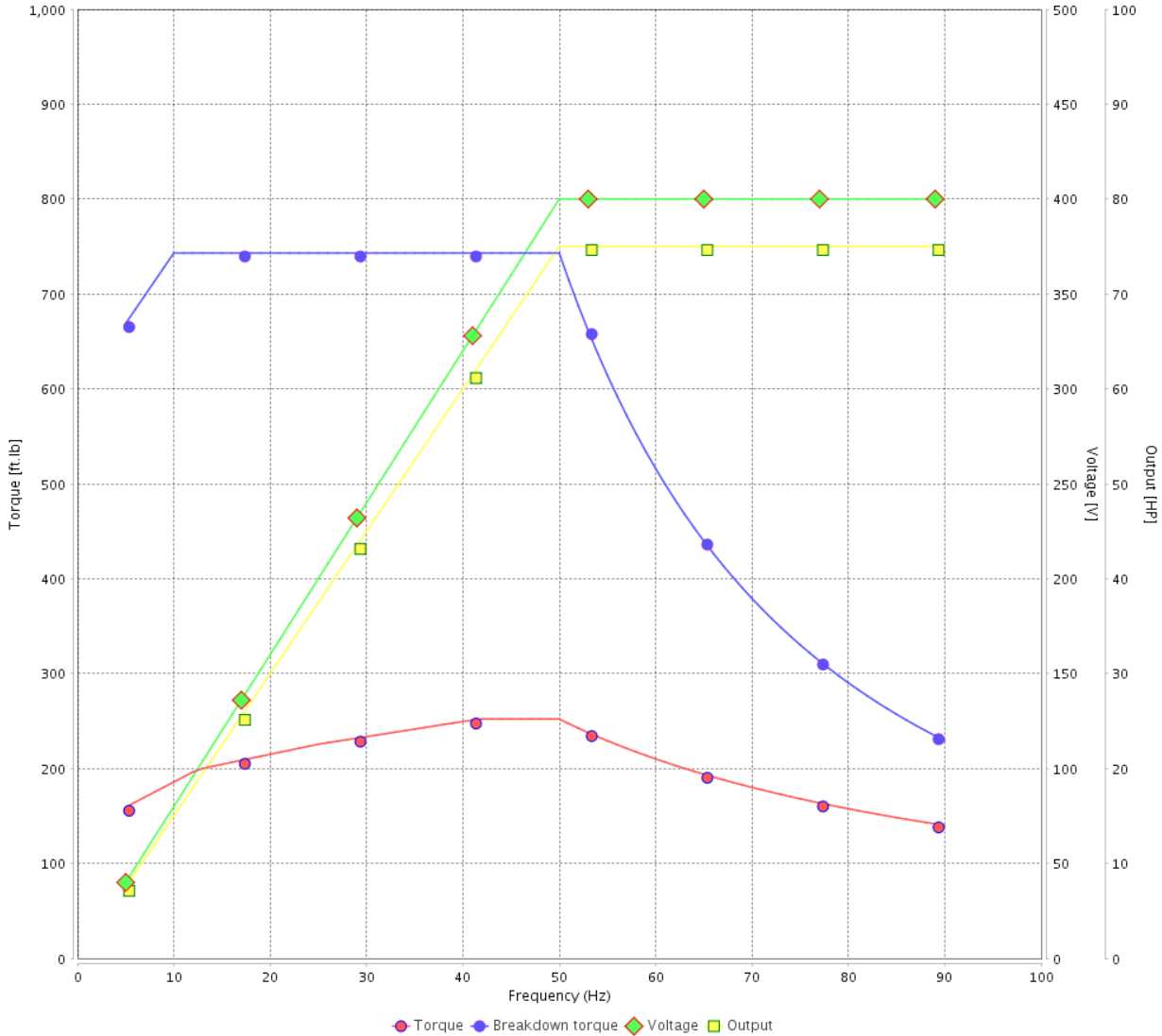
Customer :

Product line : W40 NEMA Premium Efficiency  
Three-Phase

Product code : 14272346

Catalog # : 10018OT3ERB404T-W40

VFD OPERATION CURVE



Performance : 400 V 50 Hz 4P IE3

Rated current : 97.5 A  
LRC : 7.0  
Rated torque : 265 ft.lb  
Locked rotor torque : 240 %  
Breakdown torque : 280 %  
Rated speed : 1484 rpm

Moment of inertia (J) : 21.9 sq.ft.lb  
Duty cycle : Cont.(S1)  
Insulation class : F  
Service factor : 1.00  
Temperature rise : 80 K  
Design : B

Rev.	Changes Summary	Performed	Checked	Date
Performed by			Page 20 / 21	Revision
Checked by				
Date	14/04/2022			

# VFD OPERATION CURVE

Three Phase Induction Motor - Squirrel Cage

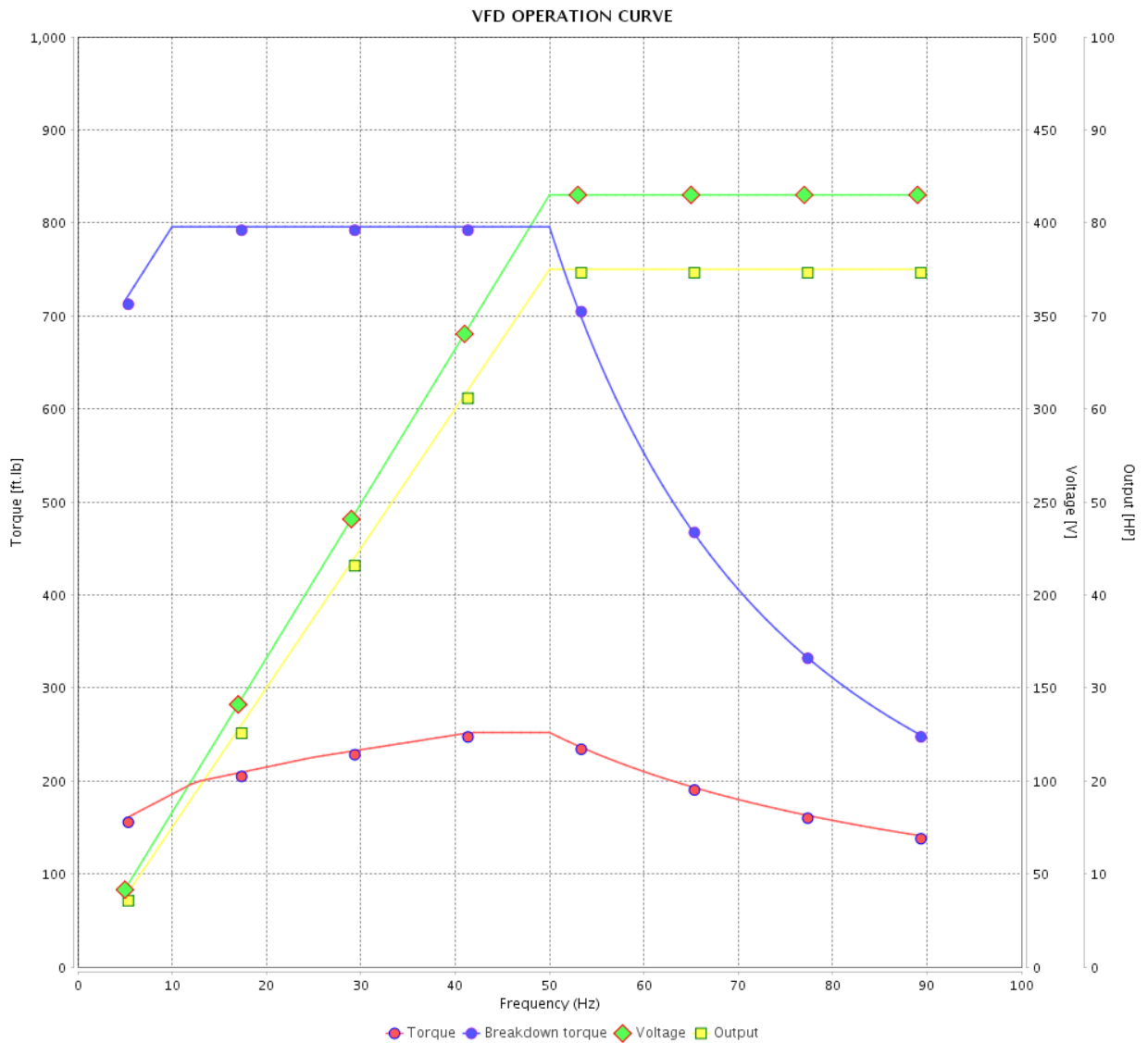


Customer :

Product line : W40 NEMA Premium Efficiency  
Three-Phase

Product code : 14272346

Catalog # : 10018OT3ERB404T-W40

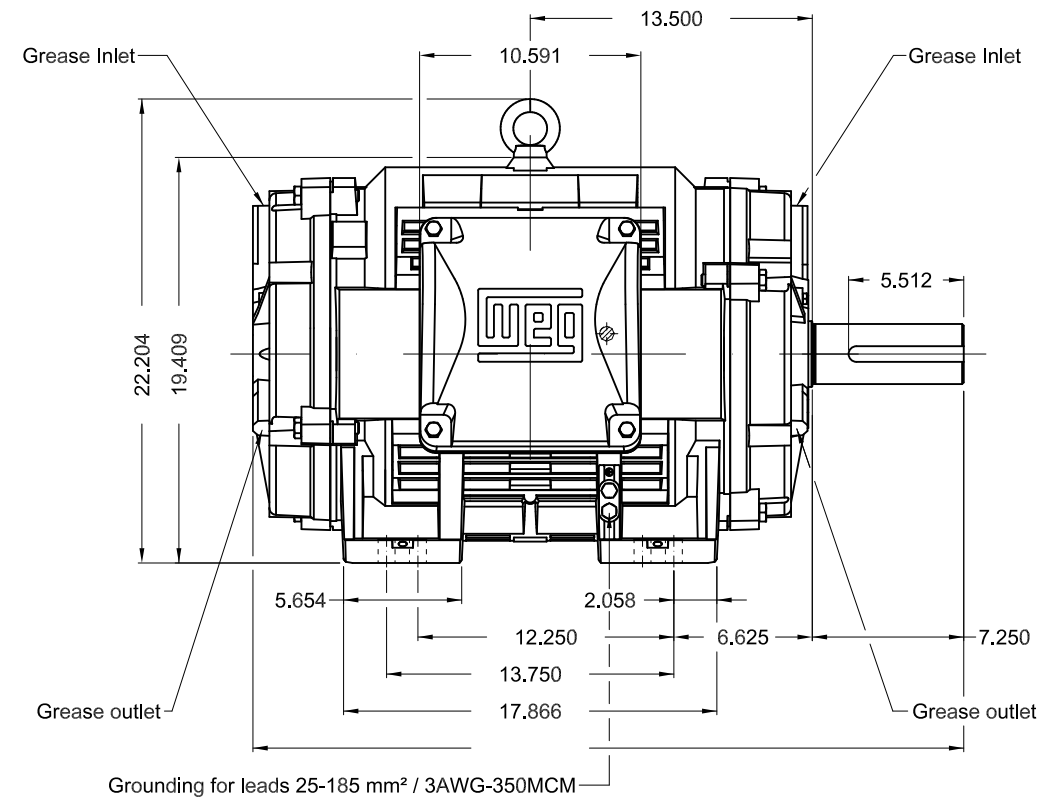
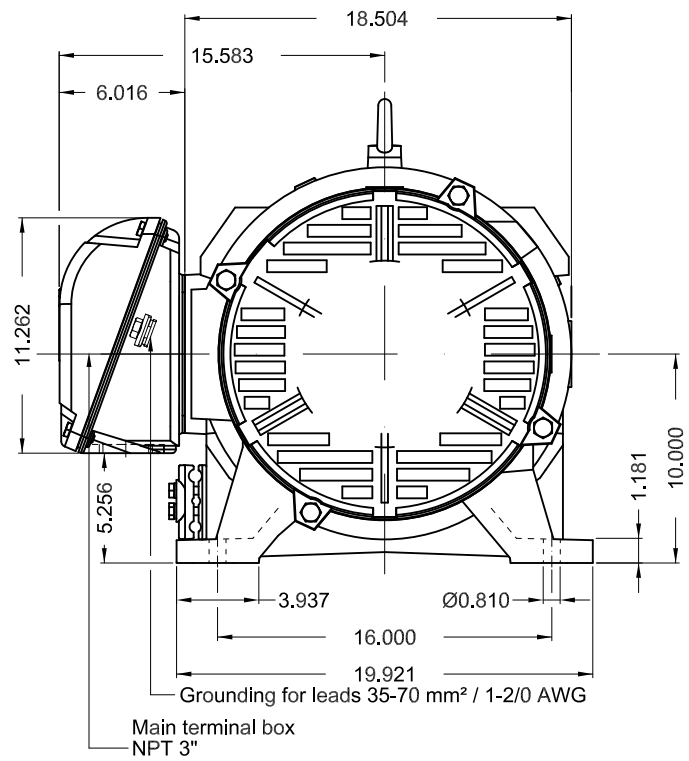


Performance : 415 V 50 Hz 4P IE3

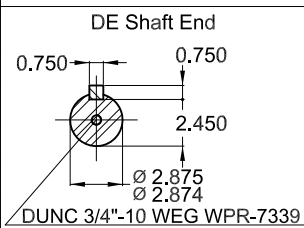
Rated current : 96.2 A  
LRC : 7.8  
Rated torque : 265 ft.lb  
Locked rotor torque : 270 %  
Breakdown torque : 300 %  
Rated speed : 1485 rpm

Moment of inertia (J) : 21.9 sq.ft.lb  
Duty cycle : Cont.(S1)  
Insulation class : F  
Service factor : 1.00  
Temperature rise : 80 K  
Design : B

Rev.	Changes Summary	Performed	Checked	Date
Performed by			Page 21 / 21	Revision
Checked by				
Date	14/04/2022			



- DE roller bearing
- C3 NDE bearing
- Shaft locking device
- Shaft material - AISI/SAE 4140
- Color RAL 5009
- Painting plan 203A
- Mounting NEMA F-1
- Mounting B3R(D)



100 HP 04 Poles 60 Hz

A

1:9

ECM	LOC	SUMMARY OF MODIFICATIONS	EXECUTED	CHECKED	RELEASED	DATE	VER
EXECUTED	PIRWBUSER	THREE PH. MOTOR W40 PREM. EFF.					
CHECKED		FRAME 404/5T IP23 ODP					
RELEASED							
REL DT.	WMO	Jaragua do Sul	Product Engineering	SHEET	1 / 1		

**PREVIEW**  
WDD



MODEL 100180T3ERB404T-W40  
MADE IN BRAZIL  
14272346

**WEG** **W40 NEMA**  
**CC029A Premium**  
*Inverter Duty Motor*

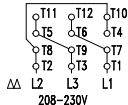


IEC 60034-1  
MOD.T01#FOXON



For 60Hz use on PWM, VT 1000:1, CT 2:1, 1.0SF

PH 3	FR 404/5T	HP(kW) 100.0(75.0)	Hz 60
V 230/460	A 230/115	RPM 1780	DES B
NEMA NOM EFF 95.4 %	INS. CL. F $\Delta$ T 80 K	IP23	
ENCL ODP	DUTY CONT.	AMB. 40°C	
CODE G	PF 0.86	SF 1.25	SFA 288/144
USABLE @208V 254 A	SF 1.15	SFA 292	
75HP 55kW 50Hz 380V 103A 1482RPM SF1.00 EFF 94.7% (IE3)	ALT 1000 m.a.s.l.	979 Lbs	



→ NU-316-C3(34g)  
→ 6314-C3(27g)

MOBIL POLYREX EM  
20000 h