

DATA SHEET



Three Phase Induction Motor - Squirrel Cage

Customer								
Product line	: NEMA Premium Efficiency Three-Phase			Product code :	11356033			
				Catalog # :	12512ET3G445T-W22			
Frame	: 444/5T			Cooling method	: IC411 - TEFC			
Insulation class	: F			Mounting	: F-1			
Duty cycle	: Cont.(S1)			Rotation ¹	: Both (CW and CCW)			
Ambient temperature	: -20°C to +40°C			Starting method	: Direct On Line			
Altitude	: 1000 m.a.s.l.			Approx. weight ²	: 1797 lb			
Protection degree	: IP55			Moment of inertia (J)	: 104 sq.ft.lb			
Design	: B							
Output [HP]	125	100	100	100	125	125	125	
Poles	6	6	6	6	6	6	6	
Frequency [Hz]	60	50	50	50	50	50	50	
Rated voltage [V]	460	380	400	415	380	400	415	
Rated current [A]	143	143	138	130	172	165	160	
L. R. Amperes [A]	915	915	980	991	877	941	992	
LRC [A]	6.4x(Code G)	6.4x(Code G)	7.1x(Code H)	7.6x(Code J)	5.1x(Code E)	5.7x(Code F)	6.2x(Code G)	
No load current [A]	56.0	55.4	59.3	62.3	55.4	59.3	62.3	
Rated speed [RPM]	1185	985	985	985	980	980	985	
Slip [%]	1.25	1.50	1.50	1.50	2.00	2.00	1.50	
Rated torque [ft.lb]	554	533	533	533	670	670	666	
Locked rotor torque [%]	210	200	229	250	160	180	200	
Breakdown torque [%]	240	240	260	290	190	210	229	
Service factor	1.15	1.00	1.00	1.00	1.00	1.00	1.00	
Temperature rise	80 K	80 K	80 K	80 K	105 K	105 K	105 K	
Locked rotor time	34s (cold) 19s (hot)	27s (cold) 15s (hot)	27s (cold) 15s (hot)	27s (cold) 15s (hot)	27s (cold) 15s (hot)	27s (cold) 15s (hot)	27s (cold) 15s (hot)	
Noise level ²	69.0 dB(A)	65.0 dB(A)	65.0 dB(A)	65.0 dB(A)	65.0 dB(A)	65.0 dB(A)	65.0 dB(A)	
Efficiency (%)	25%	95.2	94.9	94.8	94.8	95.7	95.7	95.7
	50%	95.0	94.8	94.7	94.7	95.0	95.0	95.0
	75%	95.4	94.9	94.9	95.1	94.5	94.5	95.0
	100%	95.0	94.6	94.6	94.8	93.6	93.6	94.1
Power Factor	25%	0.45	0.43	0.40	0.38	0.51	0.47	0.44
	50%	0.70	0.68	0.65	0.62	0.76	0.73	0.70
	75%	0.79	0.79	0.77	0.75	0.82	0.81	0.79
	100%	0.83	0.84	0.83	0.81	0.85	0.84	0.83
Bearing type	: Drive end 6319 C3 Non drive end 6316 C3		Foundation loads					
Sealing	: WSeal WSeal		Max. traction : 3187 lb					
Lubrication interval	: 13000 h 16000 h		Max. compression : 4985 lb					
Lubricant amount	: 45 g 34 g							
Lubricant type	: Mobil Polyrex EM							
Notes								
This revision replaces and cancel the previous one, which must be eliminated. (1) Looking the motor from the shaft end. (2) Measured at 1m and with tolerance of +3dB(A). (3) Approximate weight subject to changes after manufacturing process. (4) At 100% of full load.				These are average values based on tests with sinusoidal power supply, subject to the tolerances stipulated in NEMA MG-1.				
Rev.	Changes Summary			Performed	Checked	Date		
Performed by								
Checked by					Page	Revision		
Date	13/04/2022				1 / 36			

TORQUE AND CURRENT VS SPEED CURVE

Three Phase Induction Motor - Squirrel Cage



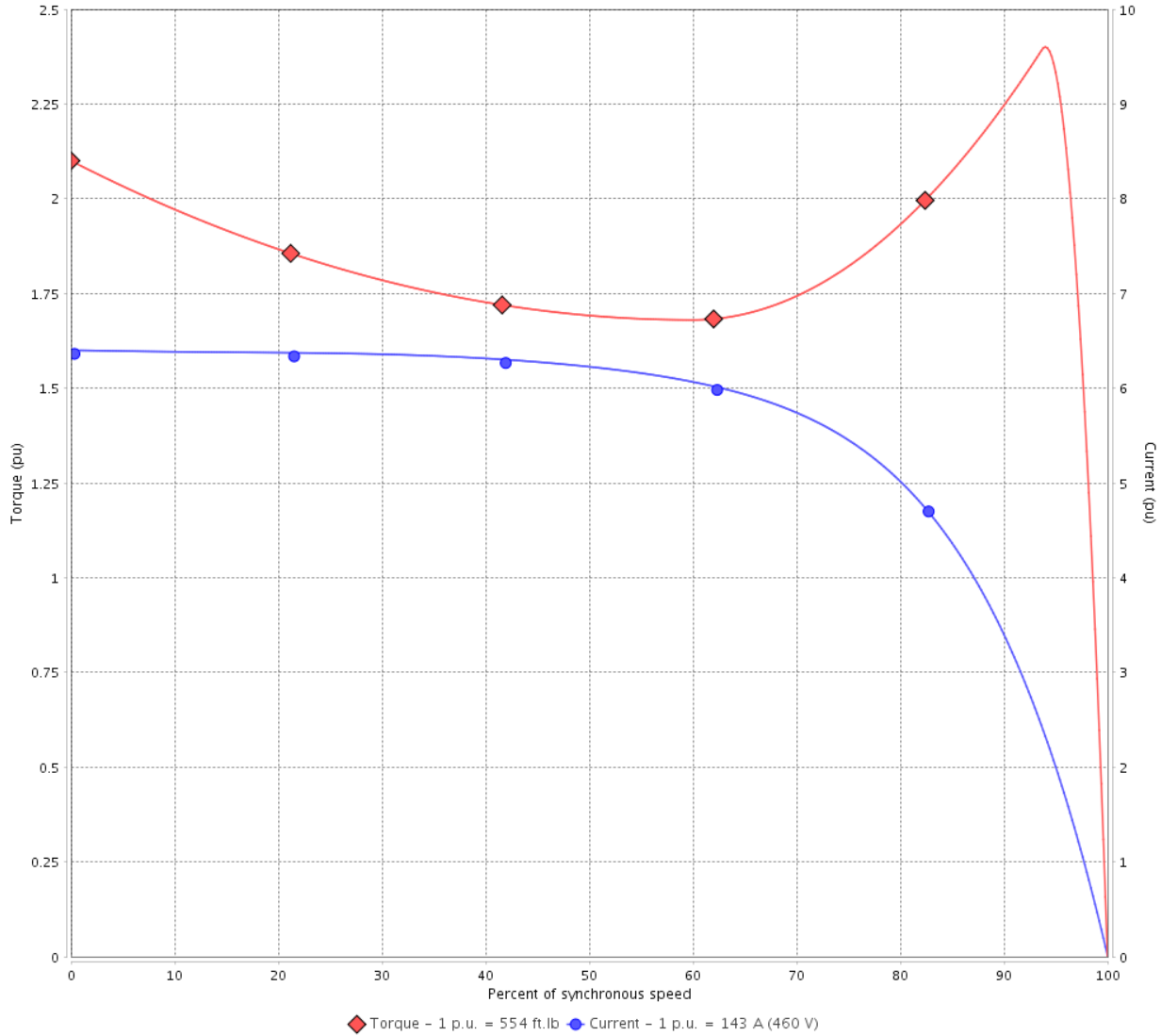
Customer :

Product line : NEMA Premium Efficiency Three-Phase

Product code : 11356033

Catalog # : 12512ET3G445T-W22

TORQUE AND CURRENT VS SPEED CURVE



Performance : 460 V 60 Hz 6P

Rated current	: 143 A	Moment of inertia (J)	: 104 sq.ft.lb
LRC	: 6.4	Duty cycle	: Cont.(S1)
Rated torque	: 554 ft.lb	Insulation class	: F
Locked rotor torque	: 210 %	Service factor	: 1.15
Breakdown torque	: 240 %	Temperature rise	: 80 K
Rated speed	: 1185 rpm	Design	: B

Locked rotor time : 34s (cold) 19s (hot)

Rev.	Changes Summary	Performed	Checked	Date
Performed by			Page 2 / 36	Revision
Checked by				
Date	13/04/2022			

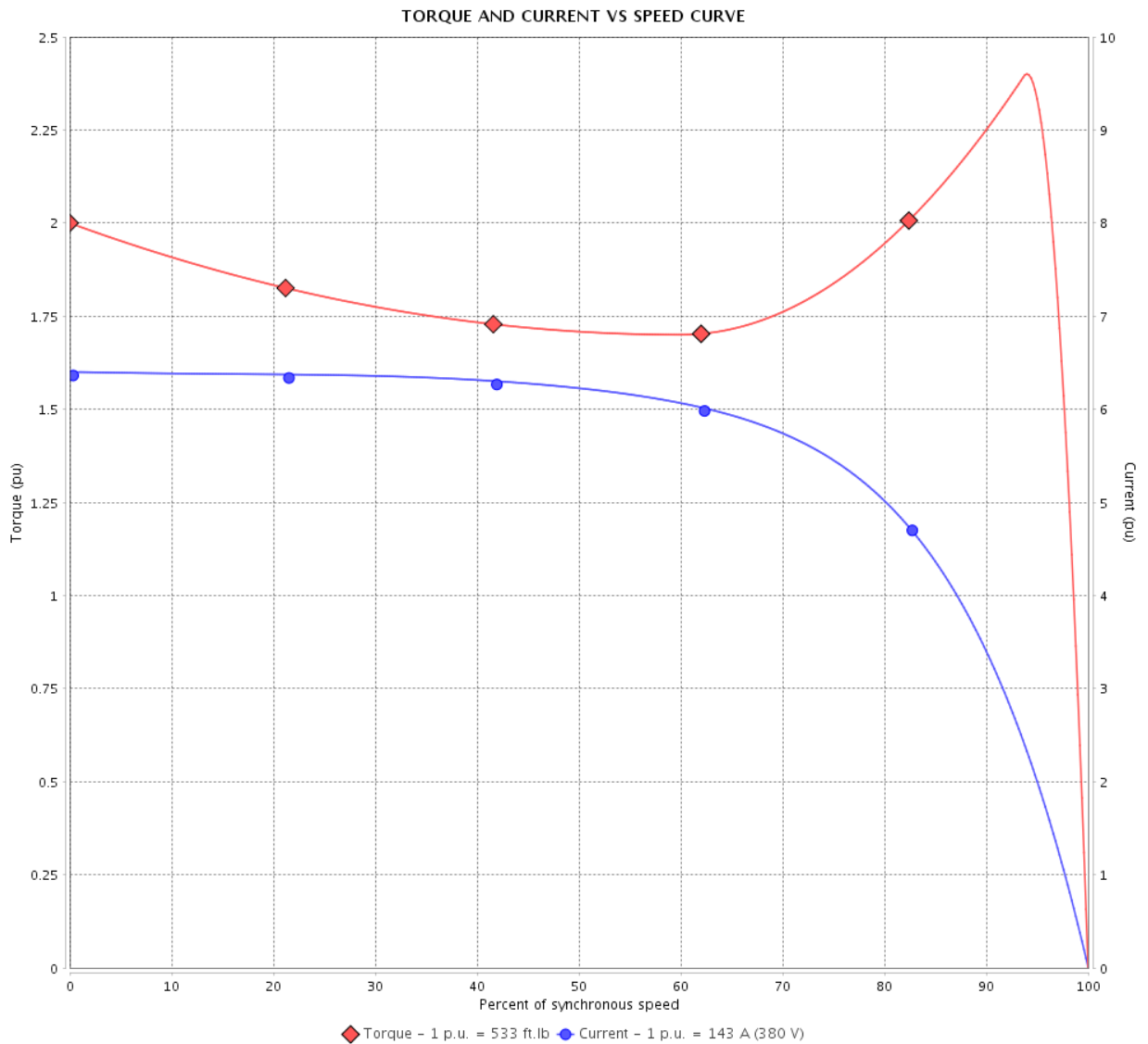
TORQUE AND CURRENT VS SPEED CURVE



Three Phase Induction Motor - Squirrel Cage

Customer :

Product line : NEMA Premium Efficiency Three-Phase
 Product code : 11356033
 Catalog # : 12512ET3G445T-W22



Performance : 380 V 50 Hz 6P IE3

Rated current	: 143 A	Moment of inertia (J)	: 104 sq.ft.lb
LRC	: 6.4	Duty cycle	: Cont.(S1)
Rated torque	: 533 ft.lb	Insulation class	: F
Locked rotor torque	: 200 %	Service factor	: 1.00
Breakdown torque	: 240 %	Temperature rise	: 80 K
Rated speed	: 985 rpm	Design	: B

Locked rotor time : 27s (cold) 15s (hot)

Rev.	Changes Summary	Performed	Checked	Date
Performed by			Page 3 / 36	Revision
Checked by				
Date	13/04/2022			

TORQUE AND CURRENT VS SPEED CURVE

Three Phase Induction Motor - Squirrel Cage



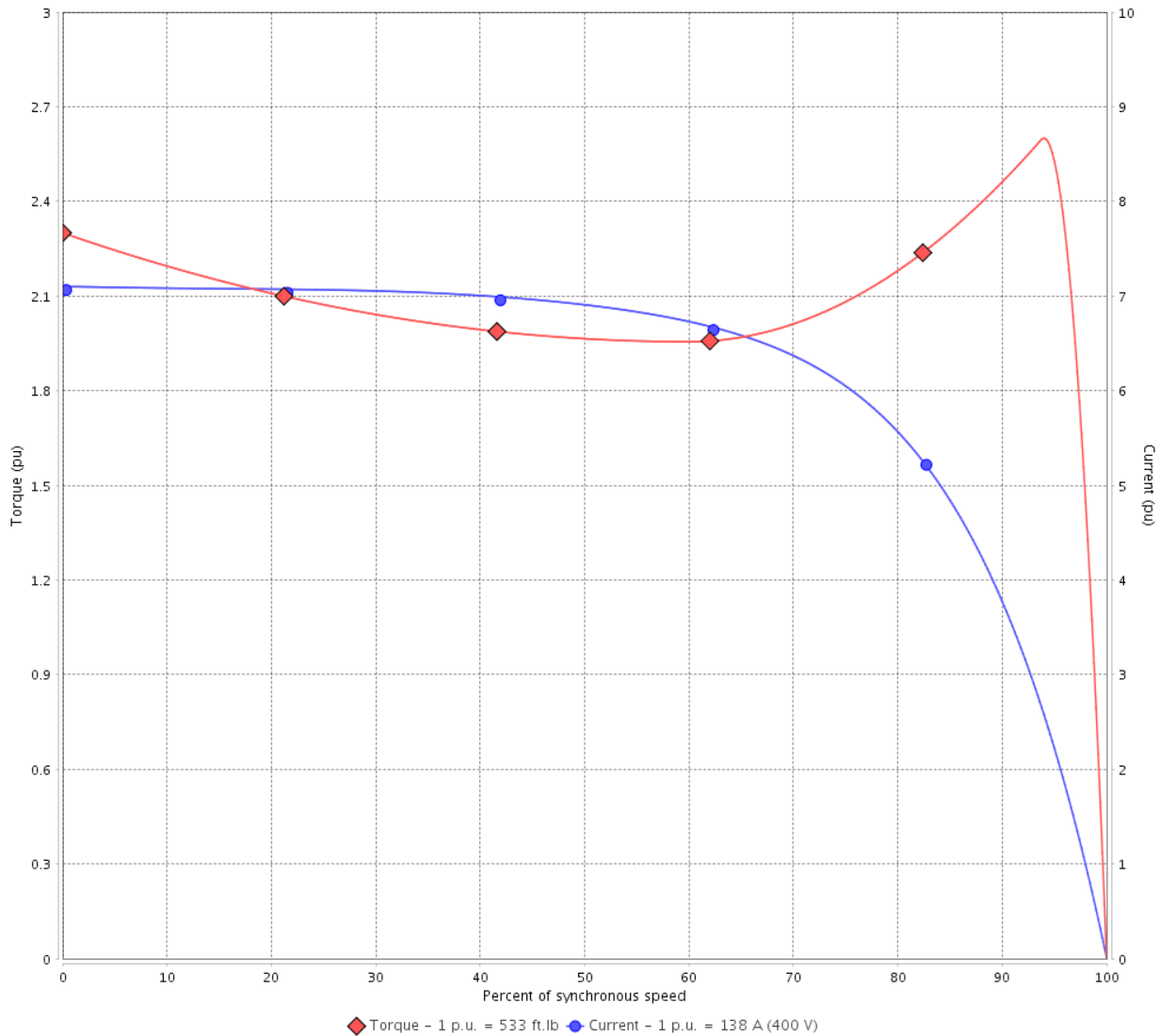
Customer :

Product line : NEMA Premium Efficiency Three-Phase

Product code : 11356033

Catalog # : 12512ET3G445T-W22

TORQUE AND CURRENT VS SPEED CURVE



Performance : 400 V 50 Hz 6P IE3

Rated current	: 138 A	Moment of inertia (J)	: 104 sq.ft.lb
LRC	: 7.1	Duty cycle	: Cont.(S1)
Rated torque	: 533 ft.lb	Insulation class	: F
Locked rotor torque	: 229 %	Service factor	: 1.00
Breakdown torque	: 260 %	Temperature rise	: 80 K
Rated speed	: 985 rpm	Design	: B

Locked rotor time : 27s (cold) 15s (hot)

Rev.	Changes Summary	Performed	Checked	Date
Performed by			Page 4 / 36	Revision
Checked by				
Date	13/04/2022			

TORQUE AND CURRENT VS SPEED CURVE



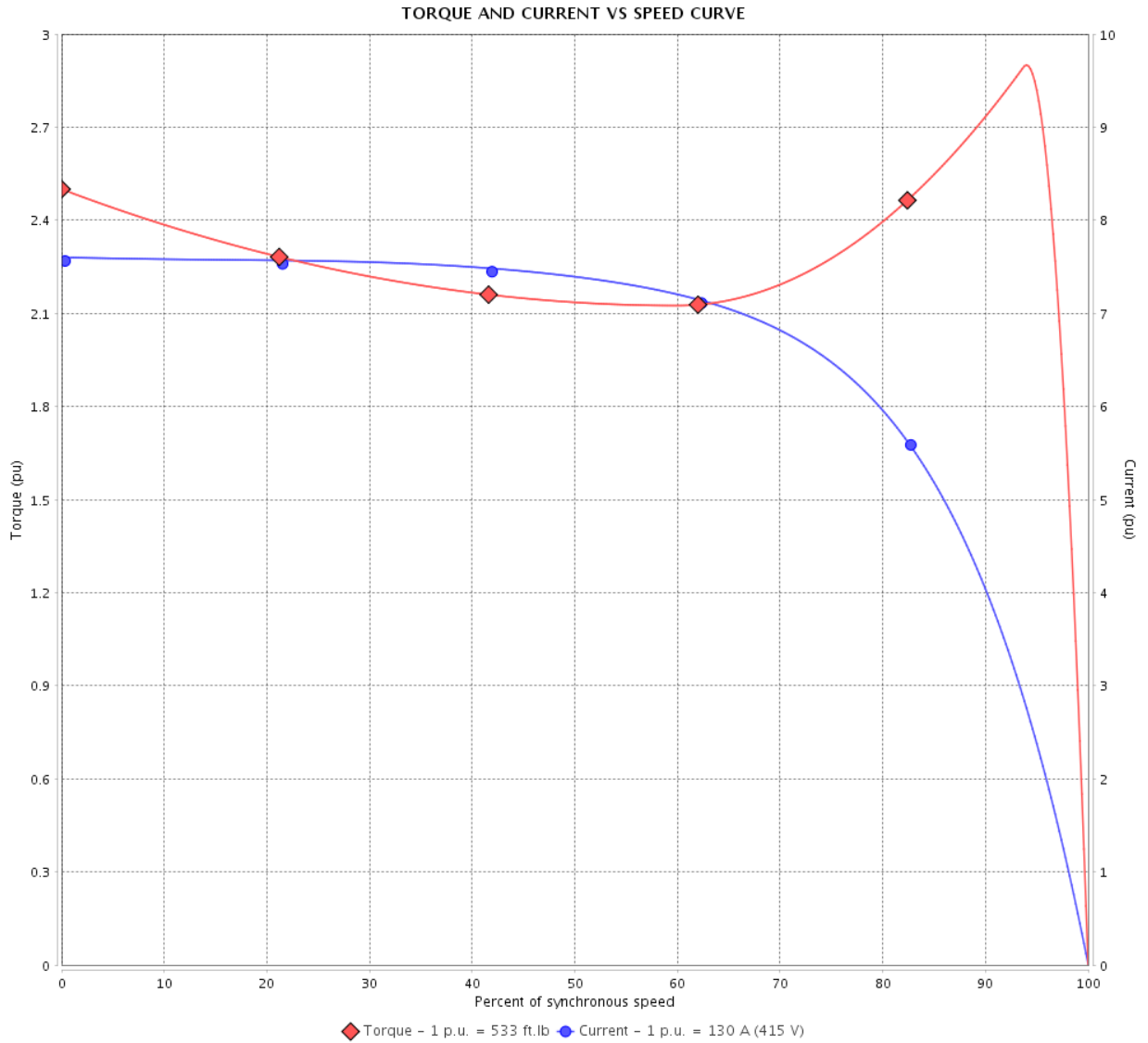
Three Phase Induction Motor - Squirrel Cage

Customer :

Product line : NEMA Premium Efficiency Three-Phase

Product code : 11356033

Catalog # : 12512ET3G445T-W22



Performance : 415 V 50 Hz 6P IE3

Rated current	: 130 A	Moment of inertia (J)	: 104 sq.ft.lb
LRC	: 7.6	Duty cycle	: Cont.(S1)
Rated torque	: 533 ft.lb	Insulation class	: F
Locked rotor torque	: 250 %	Service factor	: 1.00
Breakdown torque	: 290 %	Temperature rise	: 80 K
Rated speed	: 985 rpm	Design	: B

Locked rotor time : 27s (cold) 15s (hot)

Rev.	Changes Summary	Performed	Checked	Date
Performed by			Page 5 / 36	Revision
Checked by				
Date	13/04/2022			

TORQUE AND CURRENT VS SPEED CURVE

Three Phase Induction Motor - Squirrel Cage



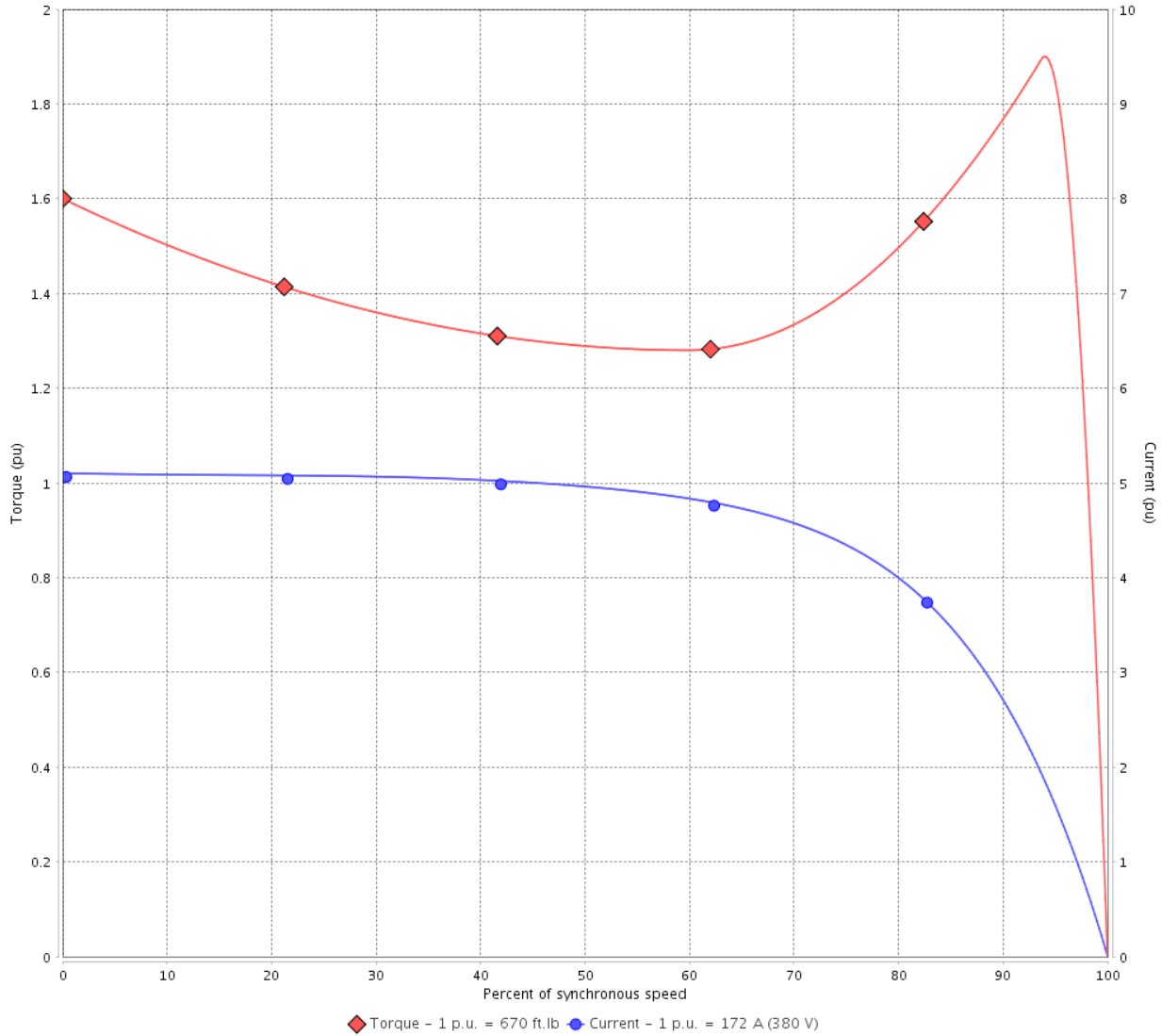
Customer :

Product line : NEMA Premium Efficiency Three-Phase

Product code : 11356033

Catalog # : 12512ET3G445T-W22

TORQUE AND CURRENT VS SPEED CURVE



Performance : 380 V 50 Hz 6P IE1

Rated current	: 172 A	Moment of inertia (J)	: 104 sq.ft.lb
LRC	: 5.1	Duty cycle	: Cont.(S1)
Rated torque	: 670 ft.lb	Insulation class	: F
Locked rotor torque	: 160 %	Service factor	: 1.00
Breakdown torque	: 190 %	Temperature rise	: 105 K
Rated speed	: 980 rpm	Design	: B

Locked rotor time : 27s (cold) 15s (hot)

Rev.	Changes Summary	Performed	Checked	Date
Performed by			Page 6 / 36	Revision
Checked by				
Date	13/04/2022			

TORQUE AND CURRENT VS SPEED CURVE



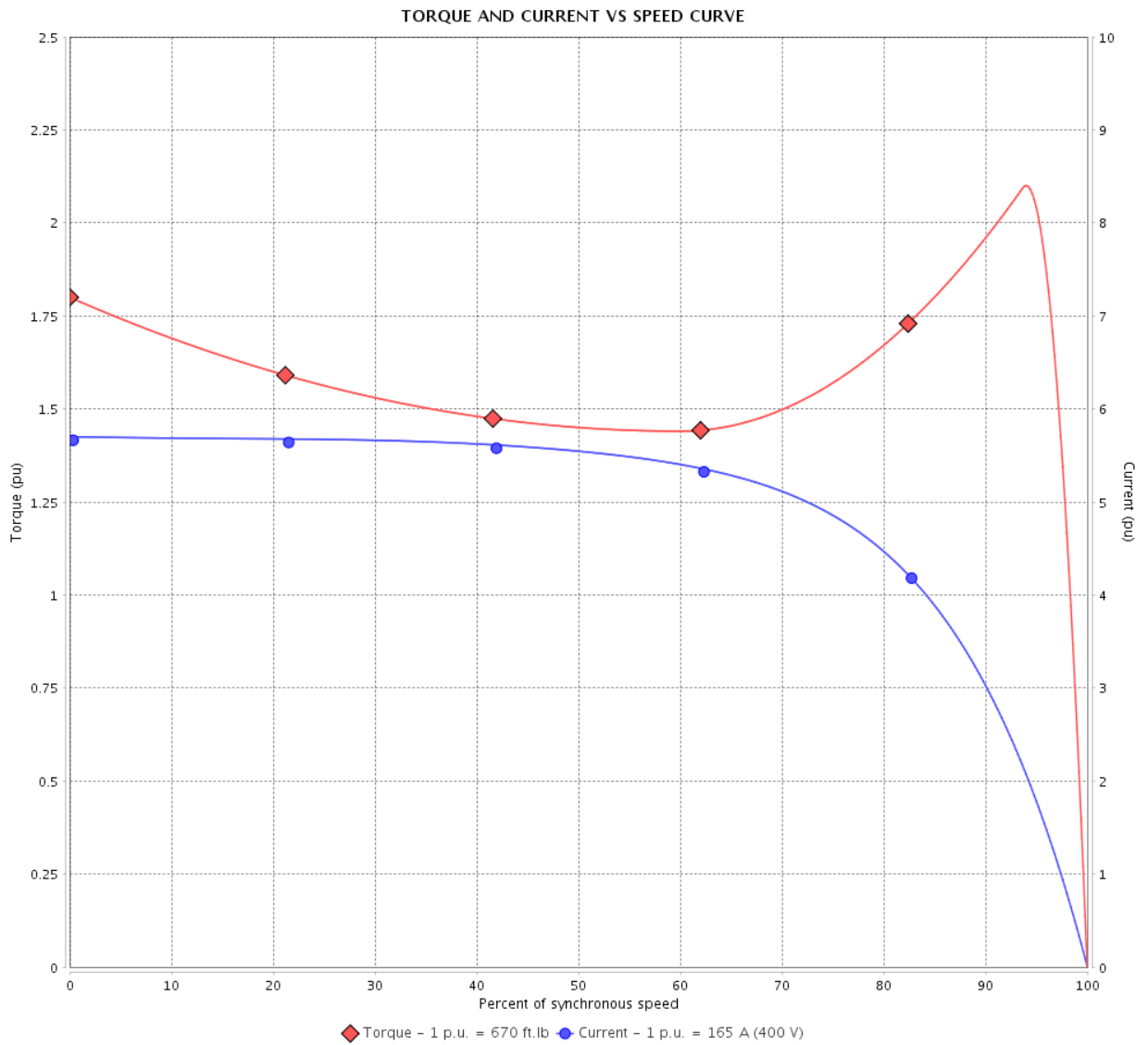
Three Phase Induction Motor - Squirrel Cage

Customer :

Product line : NEMA Premium Efficiency Three-Phase

Product code : 11356033

Catalog # : 12512ET3G445T-W22



Performance : 400 V 50 Hz 6P IE1

Rated current	: 165 A	Moment of inertia (J)	: 104 sq.ft.lb
LRC	: 5.7	Duty cycle	: Cont.(S1)
Rated torque	: 670 ft.lb	Insulation class	: F
Locked rotor torque	: 180 %	Service factor	: 1.00
Breakdown torque	: 210 %	Temperature rise	: 105 K
Rated speed	: 980 rpm	Design	: B

Locked rotor time : 27s (cold) 15s (hot)

Rev.	Changes Summary	Performed	Checked	Date
Performed by			Page 7 / 36	Revision
Checked by				
Date	13/04/2022			

TORQUE AND CURRENT VS SPEED CURVE

Three Phase Induction Motor - Squirrel Cage



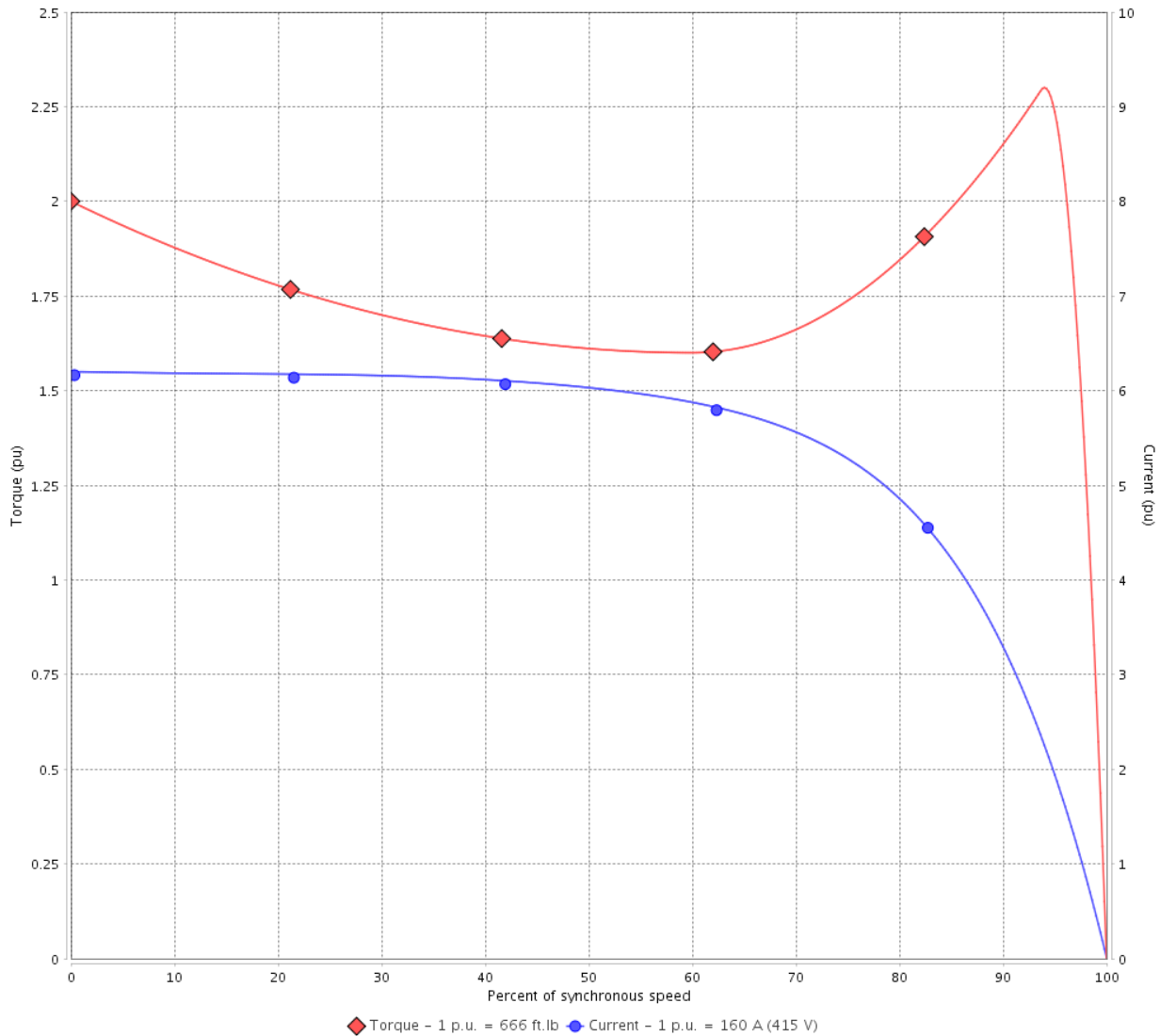
Customer :

Product line : NEMA Premium Efficiency Three-Phase

Product code : 11356033

Catalog # : 12512ET3G445T-W22

TORQUE AND CURRENT VS SPEED CURVE



Performance : 415 V 50 Hz 6P IE2

Rated current	: 160 A	Moment of inertia (J)	: 104 sq.ft.lb
LRC	: 6.2	Duty cycle	: Cont.(S1)
Rated torque	: 666 ft.lb	Insulation class	: F
Locked rotor torque	: 200 %	Service factor	: 1.00
Breakdown torque	: 229 %	Temperature rise	: 105 K
Rated speed	: 985 rpm	Design	: B

Locked rotor time : 27s (cold) 15s (hot)

Rev.	Changes Summary	Performed	Checked	Date
Performed by			Page 8 / 36	Revision
Checked by				
Date	13/04/2022			

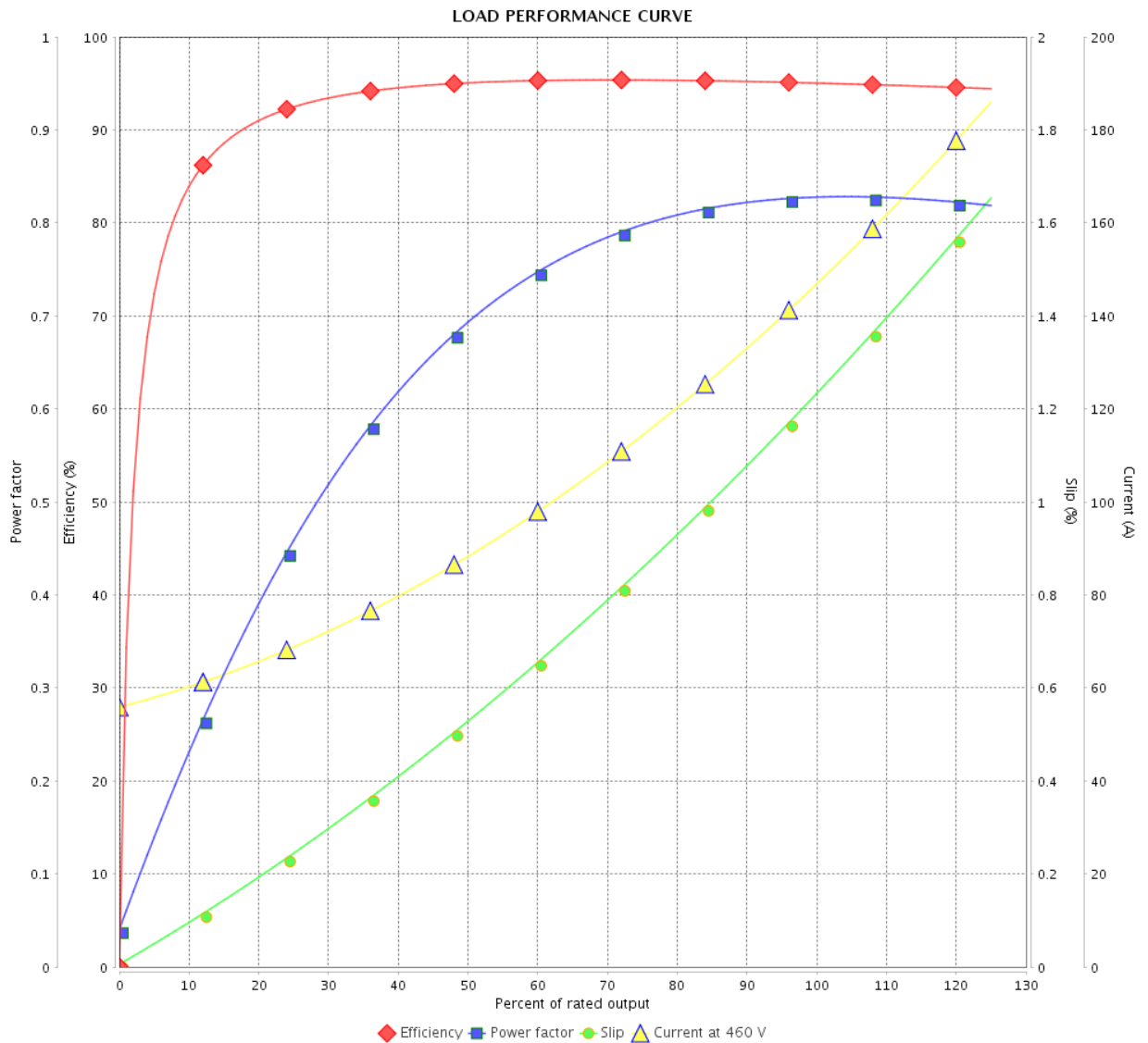
LOAD PERFORMANCE CURVE

Three Phase Induction Motor - Squirrel Cage



Customer :

Product line : NEMA Premium Efficiency Three-Phase
 Product code : 11356033
 Catalog # : 12512ET3G445T-W22



Performance : 460 V 60 Hz 6P

Rated current : 143 A
 LRC : 6.4
 Rated torque : 554 ft.lb
 Locked rotor torque : 210 %
 Breakdown torque : 240 %
 Rated speed : 1185 rpm

Moment of inertia (J) : 104 sq.ft.lb
 Duty cycle : Cont.(S1)
 Insulation class : F
 Service factor : 1.15
 Temperature rise : 80 K
 Design : B

Rev.	Changes Summary	Performed	Checked	Date
Performed by		Page		Revision
Checked by		9 / 36		
Date	13/04/2022			

LOAD PERFORMANCE CURVE

Three Phase Induction Motor - Squirrel Cage

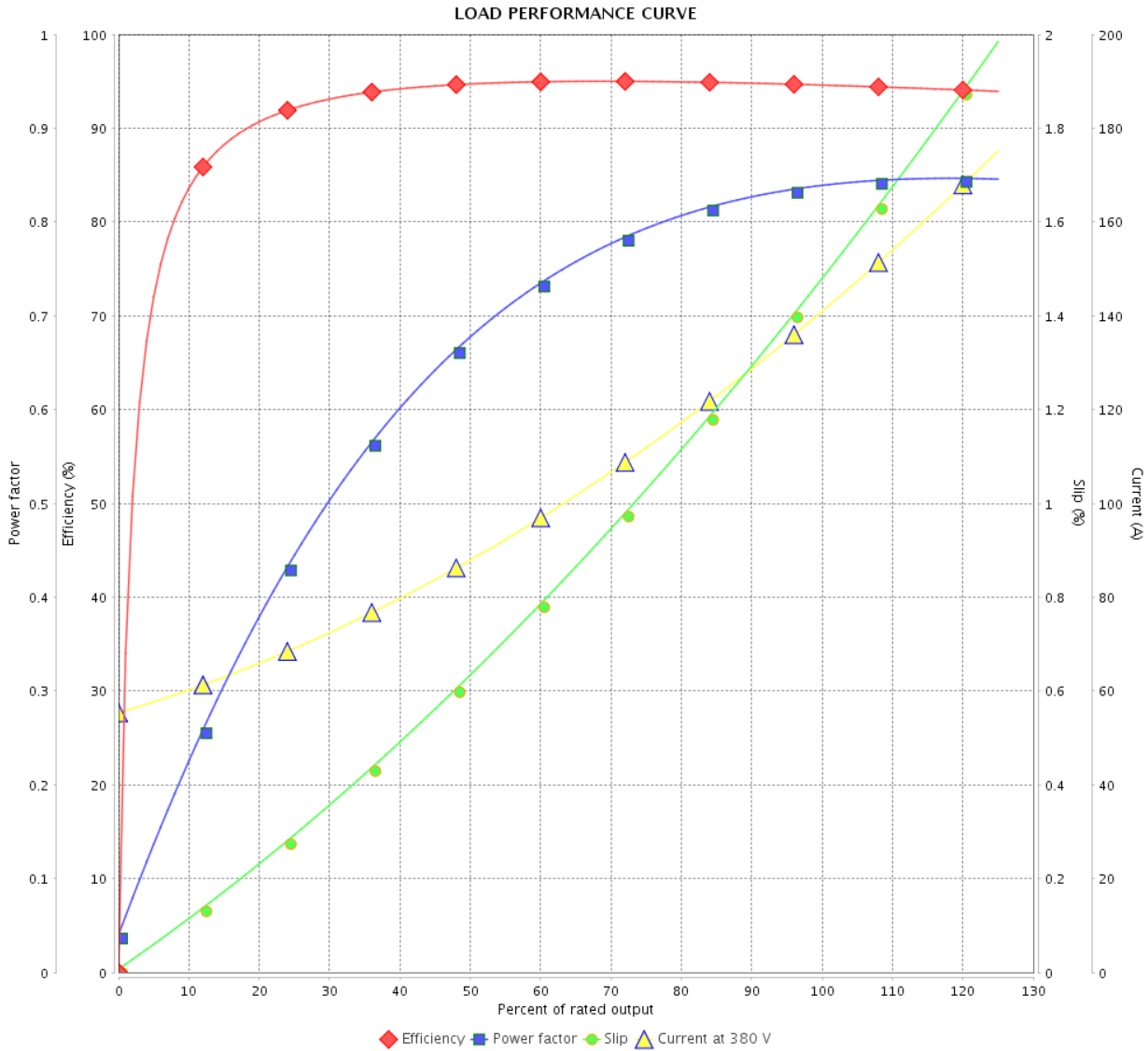


Customer :

Product line : NEMA Premium Efficiency Three-Phase

Product code : 11356033

Catalog # : 12512ET3G445T-W22



Performance : 380 V 50 Hz 6P IE3

Rated current	: 143 A	Moment of inertia (J)	: 104 sq.ft.lb
LRC	: 6.4	Duty cycle	: Cont.(S1)
Rated torque	: 533 ft.lb	Insulation class	: F
Locked rotor torque	: 200 %	Service factor	: 1.00
Breakdown torque	: 240 %	Temperature rise	: 80 K
Rated speed	: 985 rpm	Design	: B

Rev.	Changes Summary	Performed	Checked	Date
Performed by			Page	Revision
Checked by			10 / 36	
Date	13/04/2022			

LOAD PERFORMANCE CURVE

Three Phase Induction Motor - Squirrel Cage

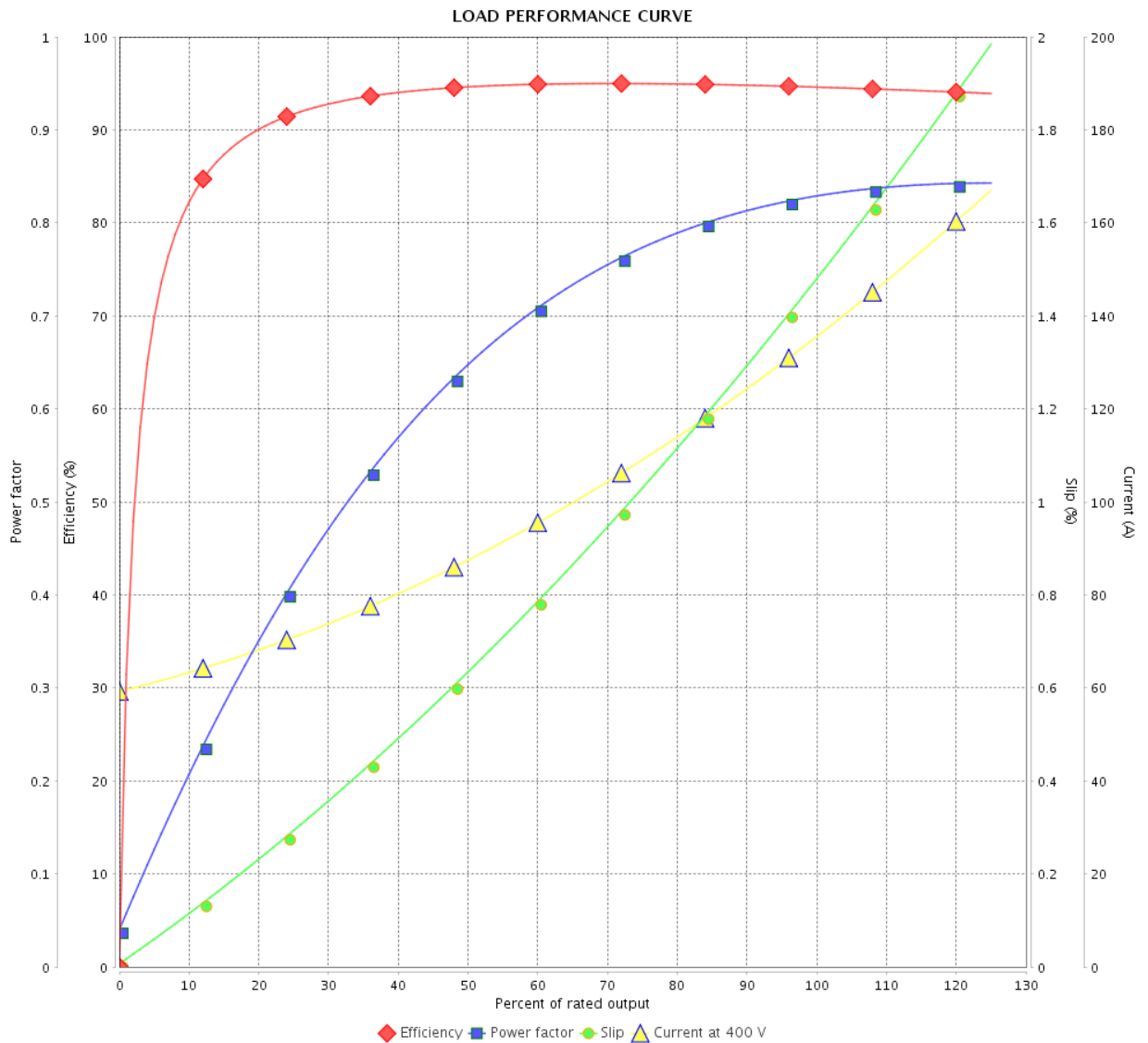


Customer : _____

Product line : NEMA Premium Efficiency Three-Phase

Product code : 11356033

Catalog # : 12512ET3G445T-W22



Performance : 400 V 50 Hz 6P IE3

Rated current : 138 A
 LRC : 7.1
 Rated torque : 533 ft.lb
 Locked rotor torque : 229 %
 Breakdown torque : 260 %
 Rated speed : 985 rpm

Moment of inertia (J) : 104 sq.ft.lb
 Duty cycle : Cont.(S1)
 Insulation class : F
 Service factor : 1.00
 Temperature rise : 80 K
 Design : B

Rev.	Changes Summary	Performed	Checked	Date
Performed by		Page		Revision
Checked by		11 / 36		
Date		13/04/2022		

LOAD PERFORMANCE CURVE

Three Phase Induction Motor - Squirrel Cage

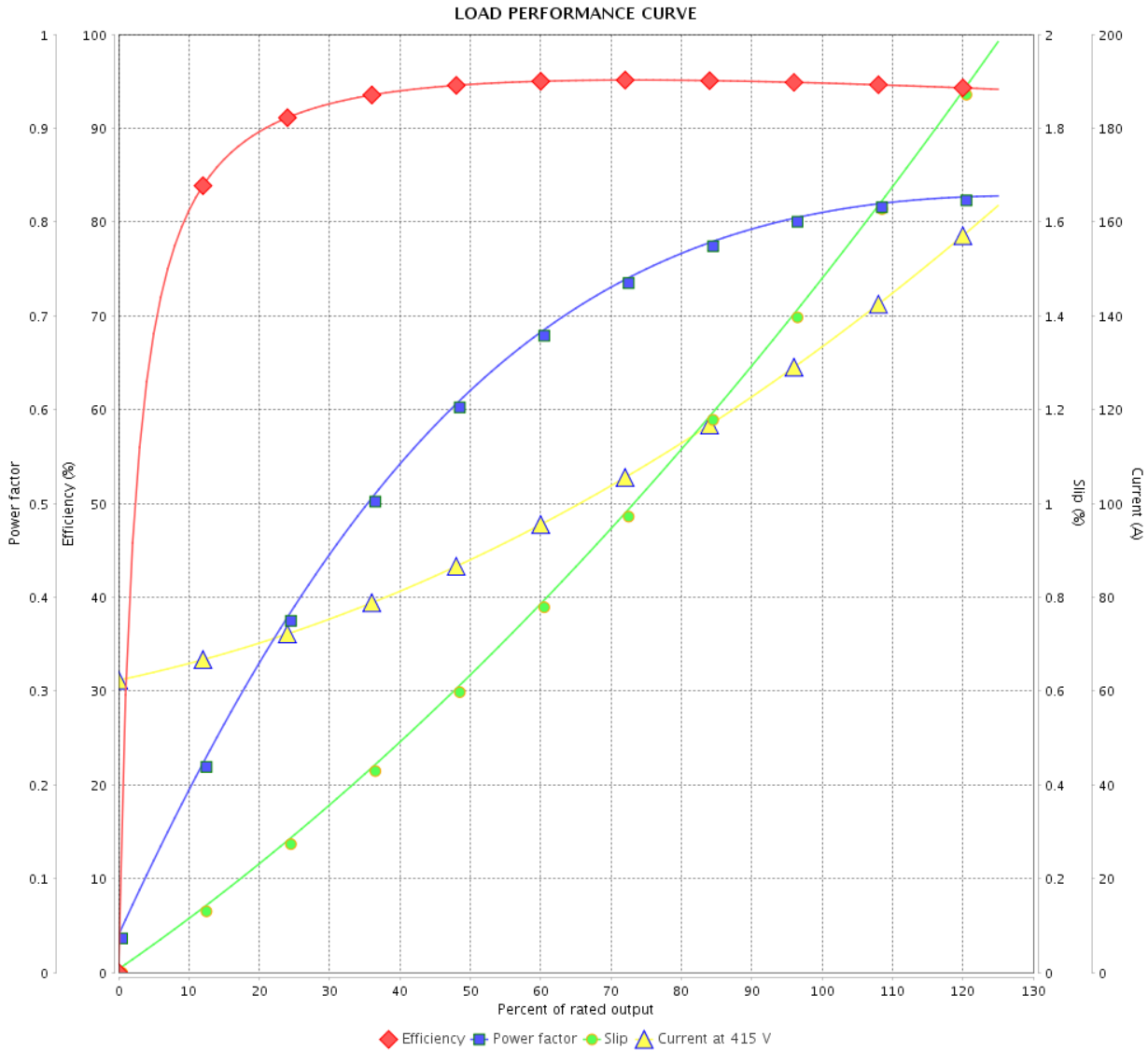


Customer :

Product line : NEMA Premium Efficiency Three-Phase

Product code : 11356033

Catalog # : 12512ET3G445T-W22



Performance : 415 V 50 Hz 6P IE3

Rated current	: 130 A	Moment of inertia (J)	: 104 sq.ft.lb
LRC	: 7.6	Duty cycle	: Cont.(S1)
Rated torque	: 533 ft.lb	Insulation class	: F
Locked rotor torque	: 250 %	Service factor	: 1.00
Breakdown torque	: 290 %	Temperature rise	: 80 K
Rated speed	: 985 rpm	Design	: B

Rev.	Changes Summary	Performed	Checked	Date
Performed by			Page	Revision
Checked by			12 / 36	
Date	13/04/2022			

LOAD PERFORMANCE CURVE

Three Phase Induction Motor - Squirrel Cage

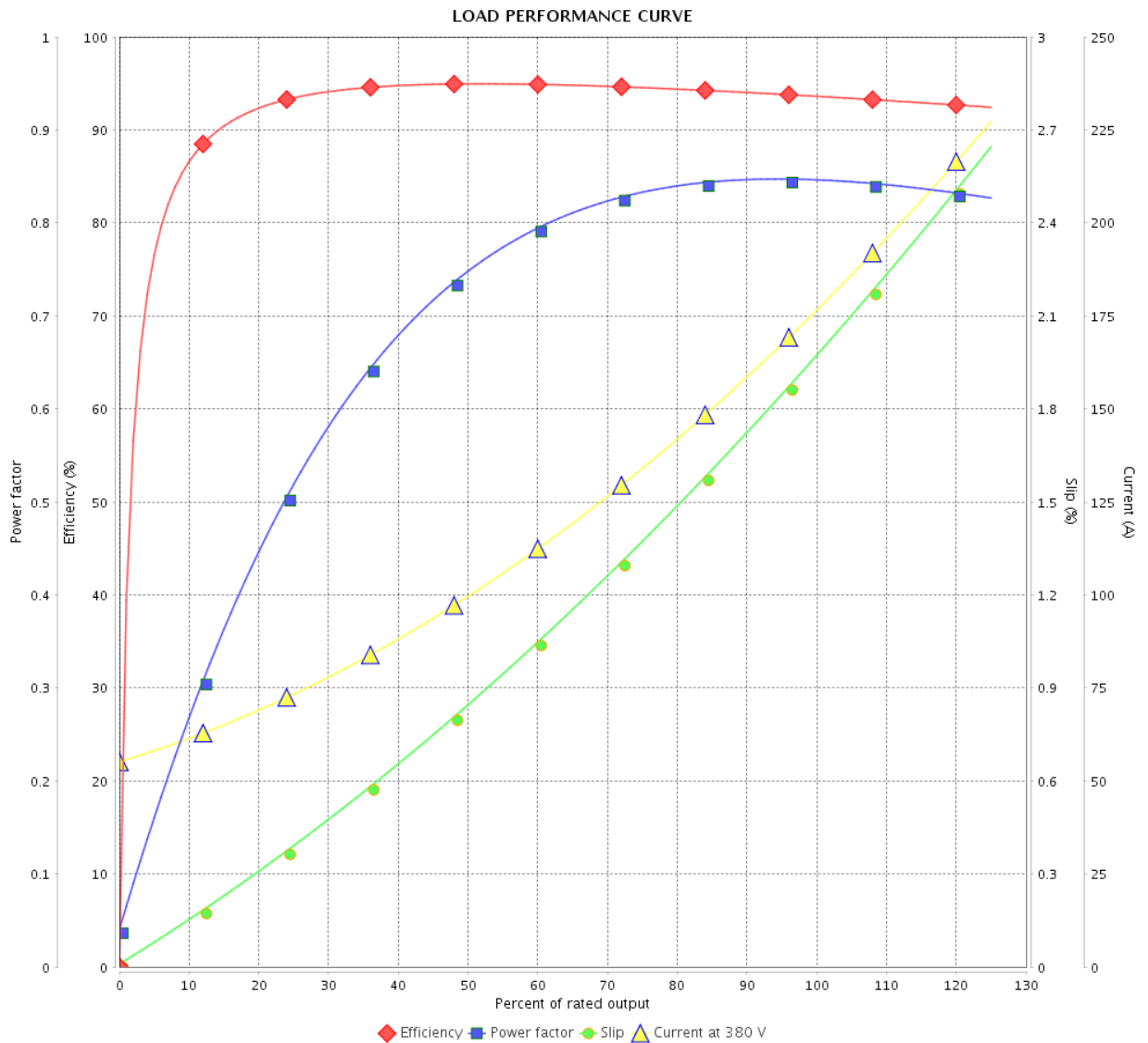


Customer :

Product line : NEMA Premium Efficiency Three-Phase

Product code : 11356033

Catalog # : 12512ET3G445T-W22



Performance : 380 V 50 Hz 6P IE1

Rated current : 172 A
 LRC : 5.1
 Rated torque : 670 ft.lb
 Locked rotor torque : 160 %
 Breakdown torque : 190 %
 Rated speed : 980 rpm

Moment of inertia (J) : 104 sq.ft.lb
 Duty cycle : Cont.(S1)
 Insulation class : F
 Service factor : 1.00
 Temperature rise : 105 K
 Design : B

Rev.	Changes Summary	Performed	Checked	Date
Performed by		Page		Revision
Checked by		13 / 36		
Date		13/04/2022		

LOAD PERFORMANCE CURVE

Three Phase Induction Motor - Squirrel Cage

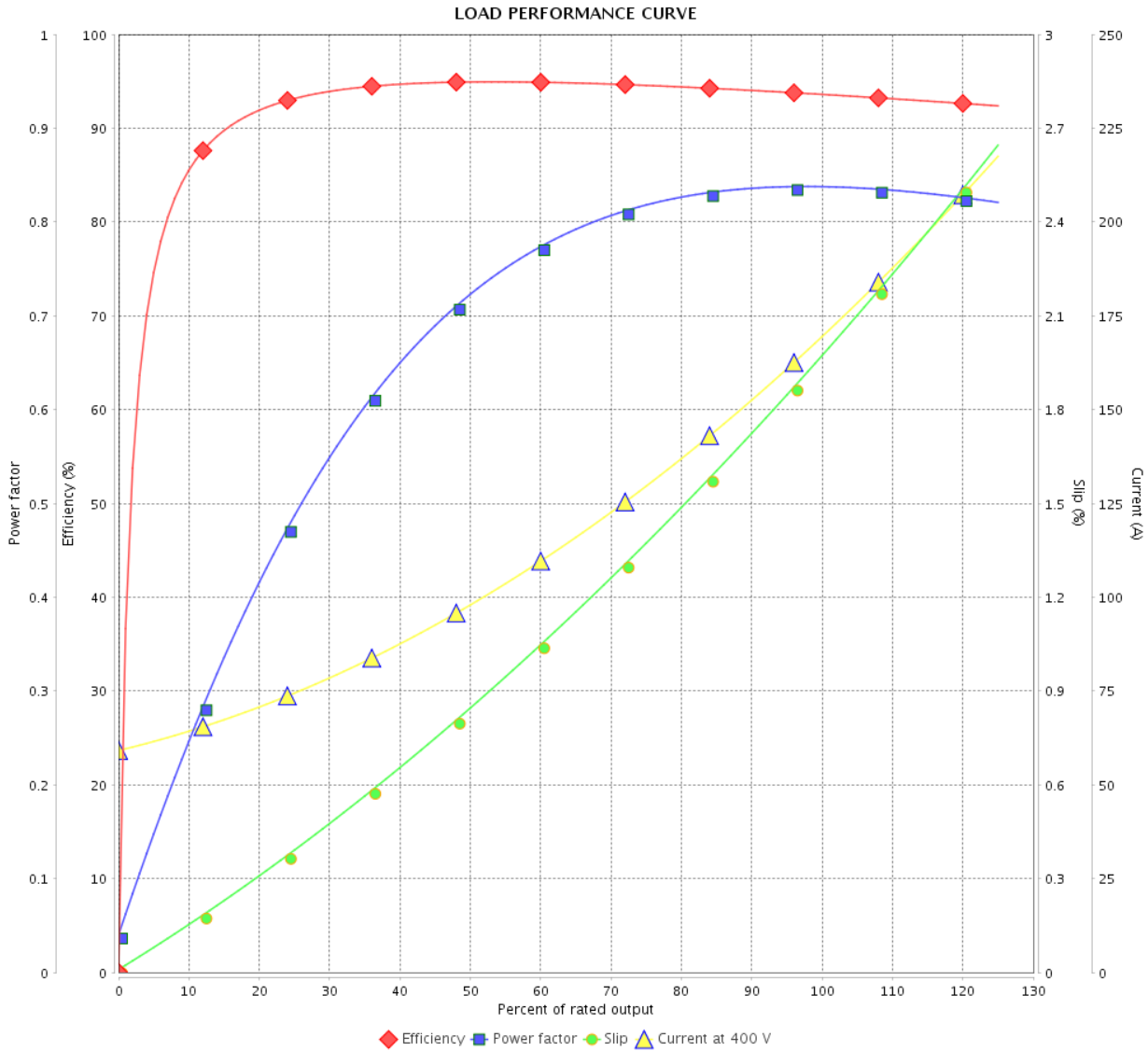


Customer :

Product line : NEMA Premium Efficiency Three-Phase

Product code : 11356033

Catalog # : 12512ET3G445T-W22



Performance : 400 V 50 Hz 6P IE1

Rated current : 165 A	Moment of inertia (J) : 104 sq.ft.lb
LRC : 5.7	Duty cycle : Cont.(S1)
Rated torque : 670 ft.lb	Insulation class : F
Locked rotor torque : 180 %	Service factor : 1.00
Breakdown torque : 210 %	Temperature rise : 105 K
Rated speed : 980 rpm	Design : B

Rev.	Changes Summary	Performed	Checked	Date
Performed by			Page 14 / 36	Revision
Checked by				
Date	13/04/2022			

LOAD PERFORMANCE CURVE

Three Phase Induction Motor - Squirrel Cage

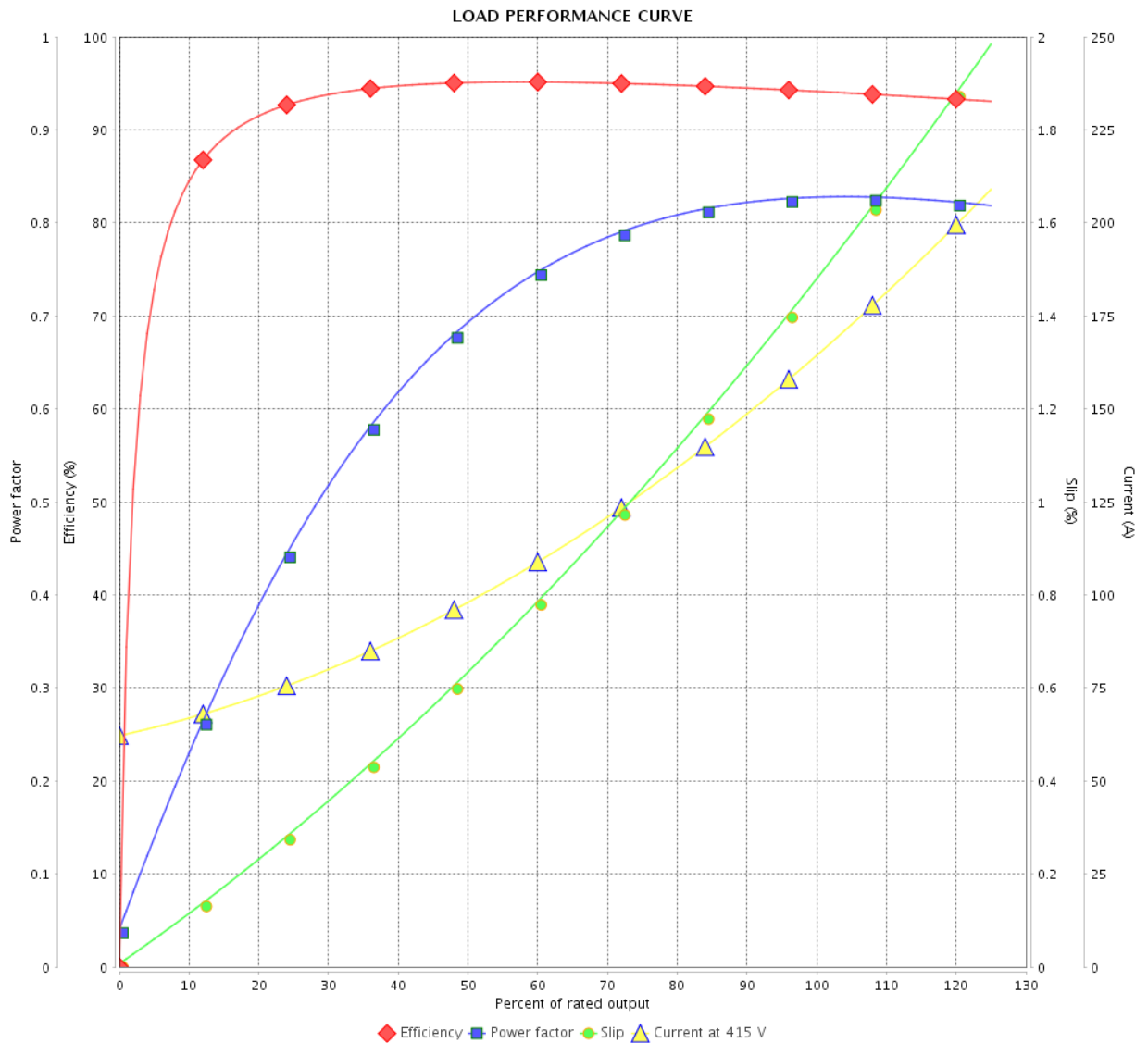


Customer :

Product line : NEMA Premium Efficiency Three-Phase

Product code : 11356033

Catalog # : 12512ET3G445T-W22



Performance : 415 V 50 Hz 6P IE2

Rated current : 160 A
 LRC : 6.2
 Rated torque : 666 ft.lb
 Locked rotor torque : 200 %
 Breakdown torque : 229 %
 Rated speed : 985 rpm

Moment of inertia (J) : 104 sq.ft.lb
 Duty cycle : Cont.(S1)
 Insulation class : F
 Service factor : 1.00
 Temperature rise : 105 K
 Design : B

Rev.	Changes Summary	Performed	Checked	Date
Performed by			Page	Revision
Checked by				
Date				
			15 / 36	

THERMAL LIMIT CURVE

Three Phase Induction Motor - Squirrel Cage



Customer :

Product line : NEMA Premium Efficiency Three-Phase
Product code : 11356033
Catalog # : 12512ET3G445T-W22

Performance : 460 V 60 Hz 6P

Rated current	: 143 A	Moment of inertia (J)	: 104 sq.ft.lb
LRC	: 6.4	Duty cycle	: Cont.(S1)
Rated torque	: 554 ft.lb	Insulation class	: F
Locked rotor torque	: 210 %	Service factor	: 1.15
Breakdown torque	: 240 %	Temperature rise	: 80 K
Rated speed	: 1185 rpm	Design	: B

Heating constant

Cooling constant

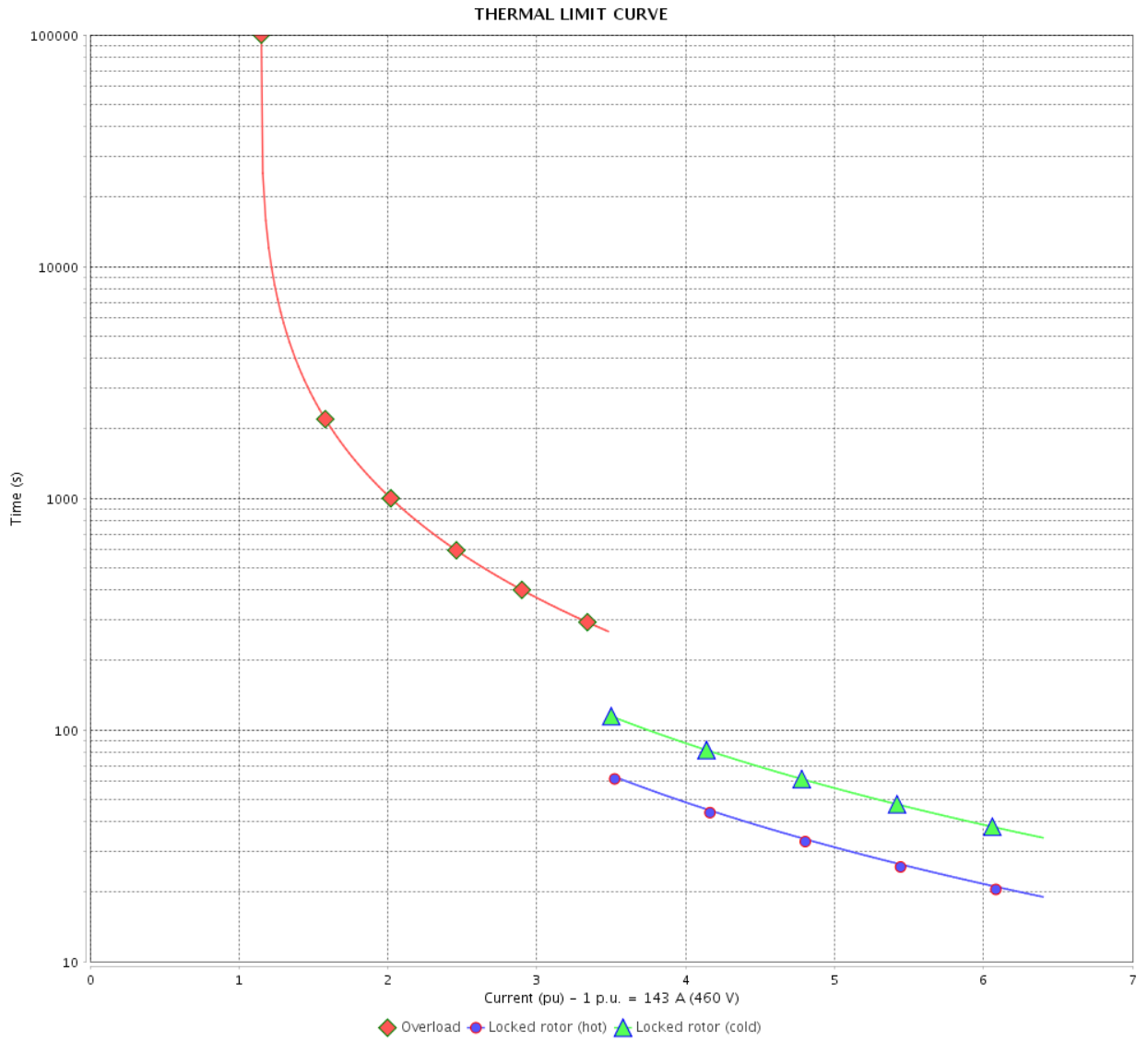
Rev.	Changes Summary	Performed	Checked	Date
Performed by				
Checked by			Page	Revision
Date	13/04/2022		16 / 36	

THERMAL LIMIT CURVE

Three Phase Induction Motor - Squirrel Cage



Customer : _____



Rev.	Changes Summary	Performed	Checked	Date
Performed by		Page 17 / 36		Revision
Checked by				
Date				

THERMAL LIMIT CURVE

Three Phase Induction Motor - Squirrel Cage



Customer :

Product line : NEMA Premium Efficiency Three-Phase
Product code : 11356033
Catalog # : 12512ET3G445T-W22

Performance : 380 V 50 Hz 6P IE3

Rated current	: 143 A	Moment of inertia (J)	: 104 sq.ft.lb
LRC	: 6.4	Duty cycle	: Cont.(S1)
Rated torque	: 533 ft.lb	Insulation class	: F
Locked rotor torque	: 200 %	Service factor	: 1.00
Breakdown torque	: 240 %	Temperature rise	: 80 K
Rated speed	: 985 rpm	Design	: B

Heating constant

Cooling constant

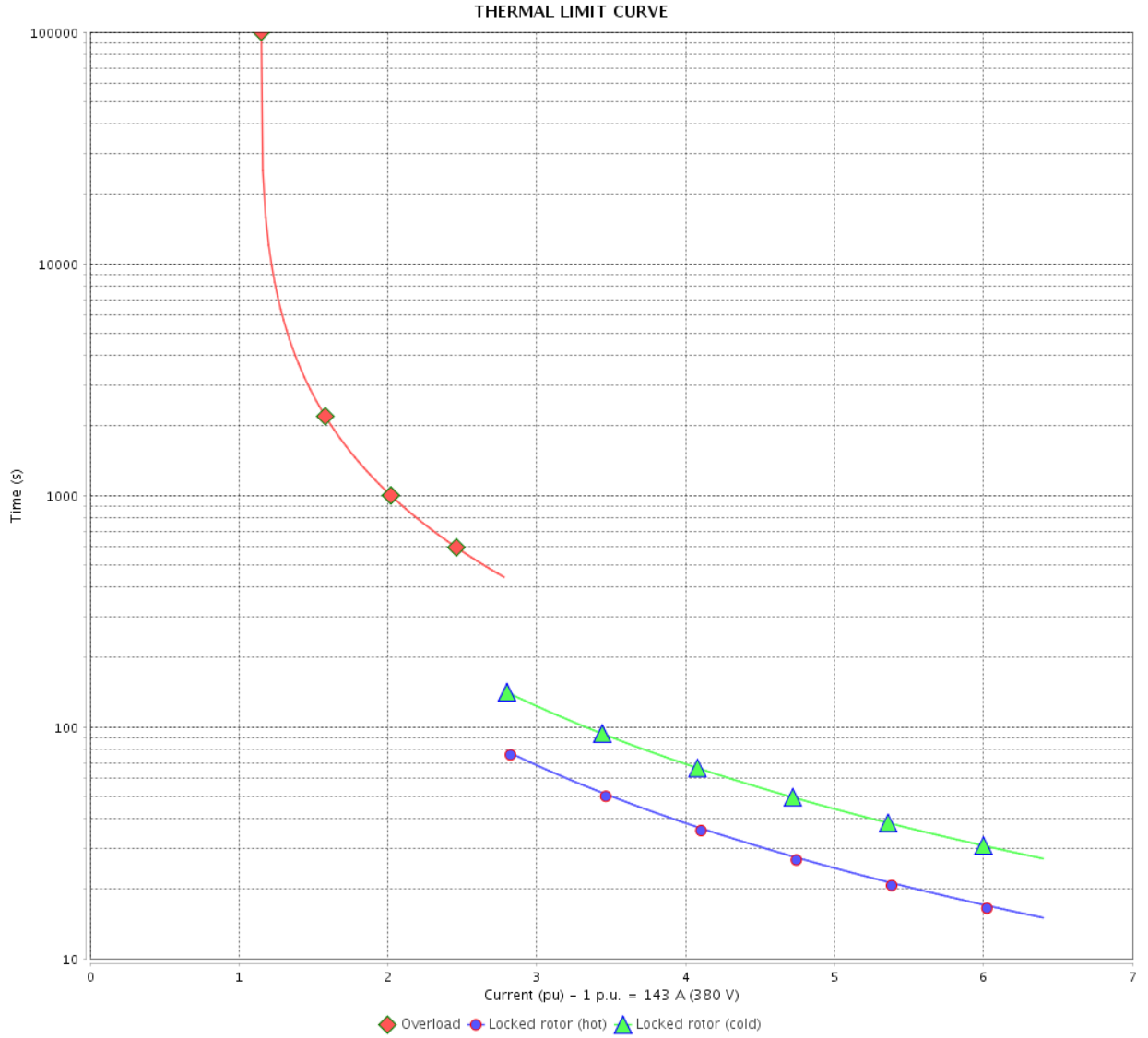
Rev.	Changes Summary	Performed	Checked	Date
Performed by				
Checked by			Page	Revision
Date	13/04/2022		18 / 36	

THERMAL LIMIT CURVE

Three Phase Induction Motor - Squirrel Cage



Customer : _____



Rev.	Changes Summary	Performed	Checked	Date
Performed by		Page 19 / 36		Revision
Checked by				
Date				

THERMAL LIMIT CURVE



Three Phase Induction Motor - Squirrel Cage

Customer :

Product line : NEMA Premium Efficiency Three-Phase
Product code : 11356033
Catalog # : 12512ET3G445T-W22

Performance : 400 V 50 Hz 6P IE3

Rated current	: 138 A	Moment of inertia (J)	: 104 sq.ft.lb
LRC	: 7.1	Duty cycle	: Cont.(S1)
Rated torque	: 533 ft.lb	Insulation class	: F
Locked rotor torque	: 229 %	Service factor	: 1.00
Breakdown torque	: 260 %	Temperature rise	: 80 K
Rated speed	: 985 rpm	Design	: B

Heating constant

Cooling constant

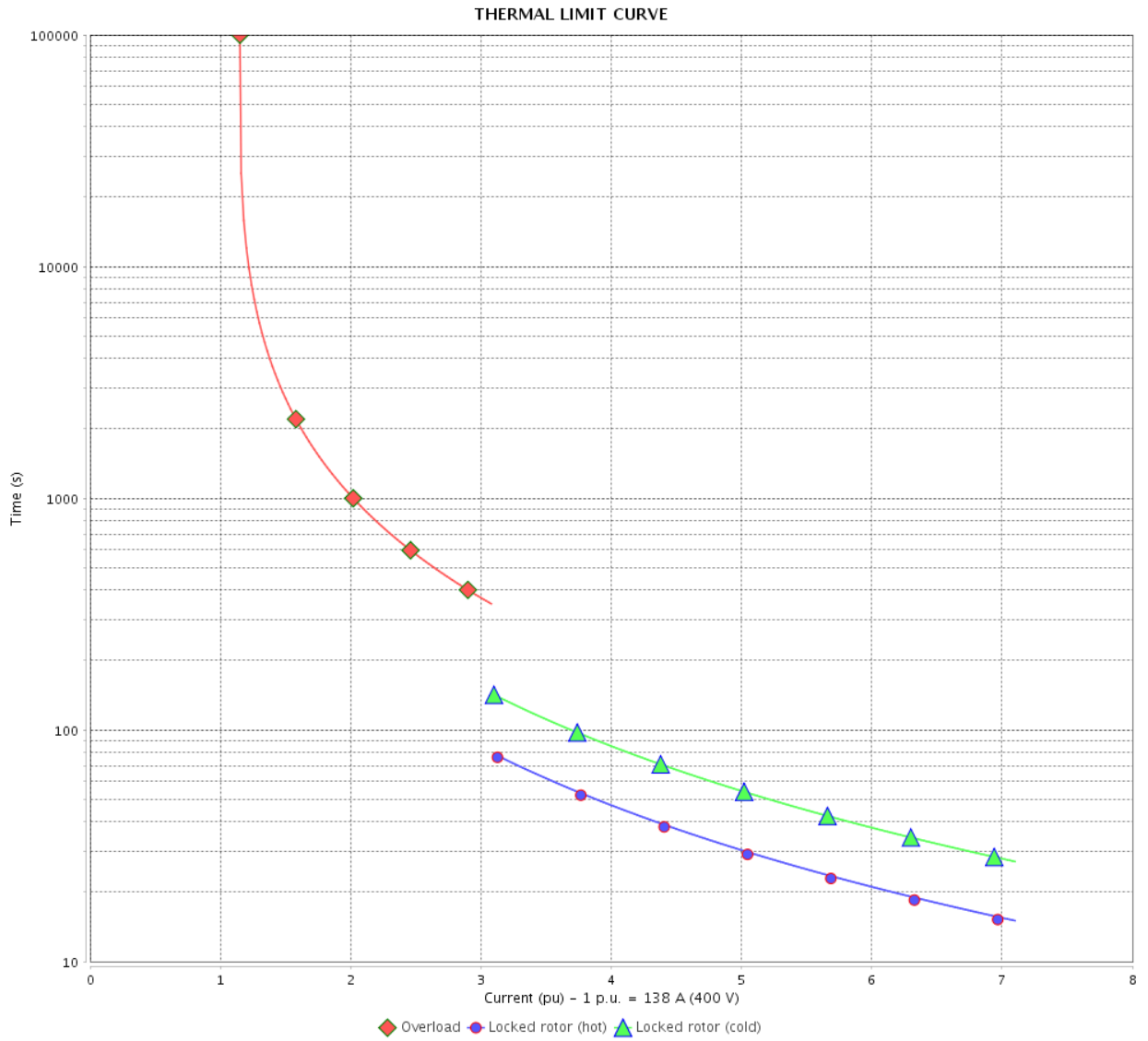
Rev.	Changes Summary	Performed	Checked	Date
Performed by				
Checked by			Page	Revision
Date	13/04/2022		20 / 36	

THERMAL LIMIT CURVE

Three Phase Induction Motor - Squirrel Cage



Customer : _____



Rev.	Changes Summary	Performed	Checked	Date
Performed by			Page	Revision
Checked by				
Date				
			21 / 36	

THERMAL LIMIT CURVE



Three Phase Induction Motor - Squirrel Cage

Customer :

Product line : NEMA Premium Efficiency Three-Phase
 Product code : 11356033
 Catalog # : 12512ET3G445T-W22

Performance : 415 V 50 Hz 6P IE3

Rated current : 130 A	Moment of inertia (J) : 104 sq.ft.lb
LRC : 7.6	Duty cycle : Cont.(S1)
Rated torque : 533 ft.lb	Insulation class : F
Locked rotor torque : 250 %	Service factor : 1.00
Breakdown torque : 290 %	Temperature rise : 80 K
Rated speed : 985 rpm	Design : B

Heating constant

Cooling constant

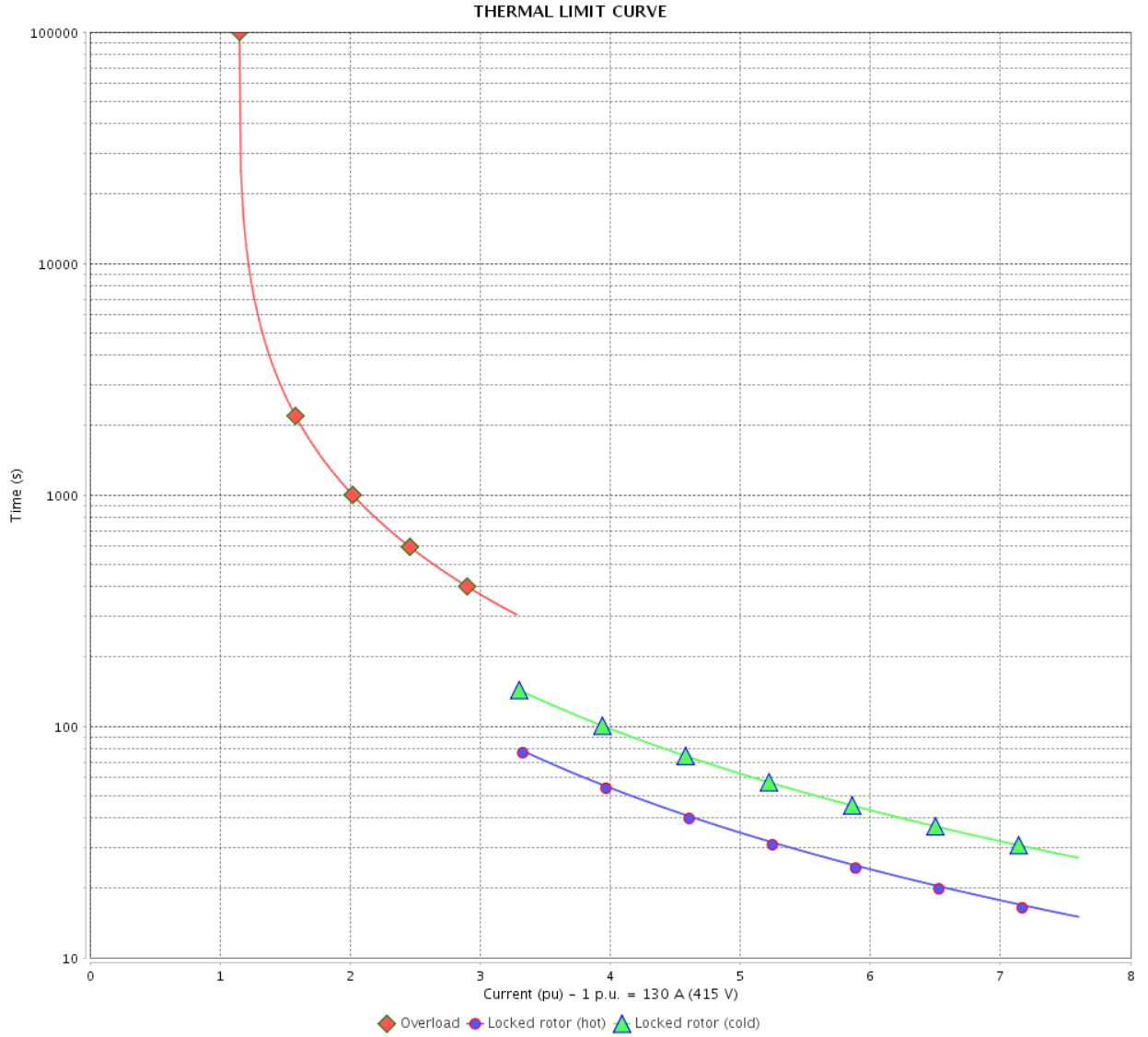
Rev.	Changes Summary	Performed	Checked	Date
Performed by			Page	Revision
Checked by				
Date				

THERMAL LIMIT CURVE

Three Phase Induction Motor - Squirrel Cage



Customer : _____



Rev.	Changes Summary	Performed	Checked	Date
Performed by		Page 23 / 36		Revision
Checked by				
Date				

THERMAL LIMIT CURVE



Three Phase Induction Motor - Squirrel Cage

Customer :

Product line : NEMA Premium Efficiency Three-Phase
Product code : 11356033
Catalog # : 12512ET3G445T-W22

Performance : 380 V 50 Hz 6P IE1

Rated current	: 172 A	Moment of inertia (J)	: 104 sq.ft.lb
LRC	: 5.1	Duty cycle	: Cont.(S1)
Rated torque	: 670 ft.lb	Insulation class	: F
Locked rotor torque	: 160 %	Service factor	: 1.00
Breakdown torque	: 190 %	Temperature rise	: 105 K
Rated speed	: 980 rpm	Design	: B

Heating constant

Cooling constant

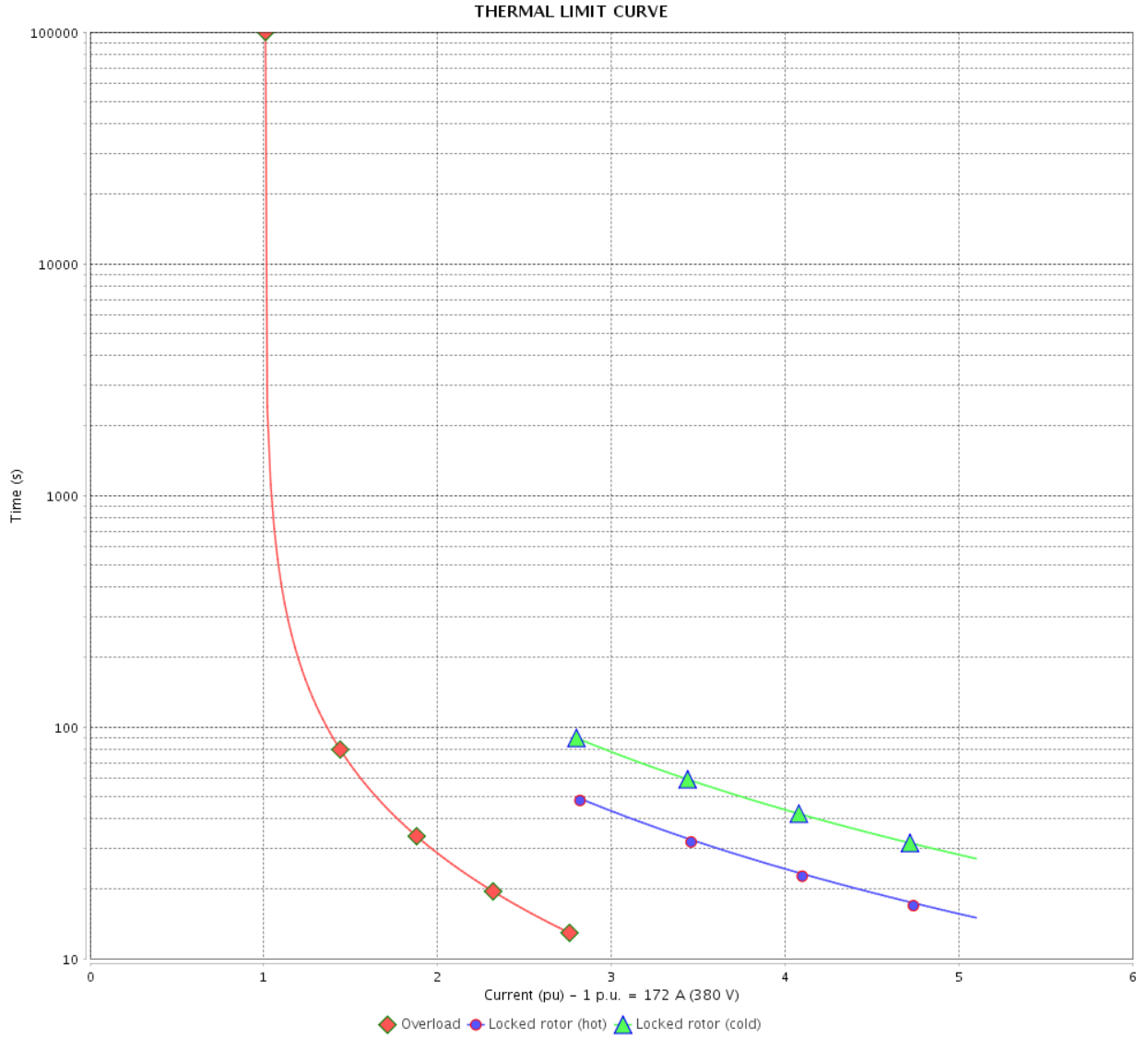
Rev.	Changes Summary	Performed	Checked	Date
Performed by				
Checked by			Page	Revision
Date	13/04/2022		24 / 36	

THERMAL LIMIT CURVE

Three Phase Induction Motor - Squirrel Cage



Customer : _____



Rev.	Changes Summary	Performed	Checked	Date
Performed by		Page 25 / 36		Revision
Checked by				
Date				

THERMAL LIMIT CURVE

Three Phase Induction Motor - Squirrel Cage



Customer :

Product line : NEMA Premium Efficiency Three-Phase
Product code : 11356033
Catalog # : 12512ET3G445T-W22

Performance : 400 V 50 Hz 6P IE1

Rated current	: 165 A	Moment of inertia (J)	: 104 sq.ft.lb
LRC	: 5.7	Duty cycle	: Cont.(S1)
Rated torque	: 670 ft.lb	Insulation class	: F
Locked rotor torque	: 180 %	Service factor	: 1.00
Breakdown torque	: 210 %	Temperature rise	: 105 K
Rated speed	: 980 rpm	Design	: B

Heating constant

Cooling constant

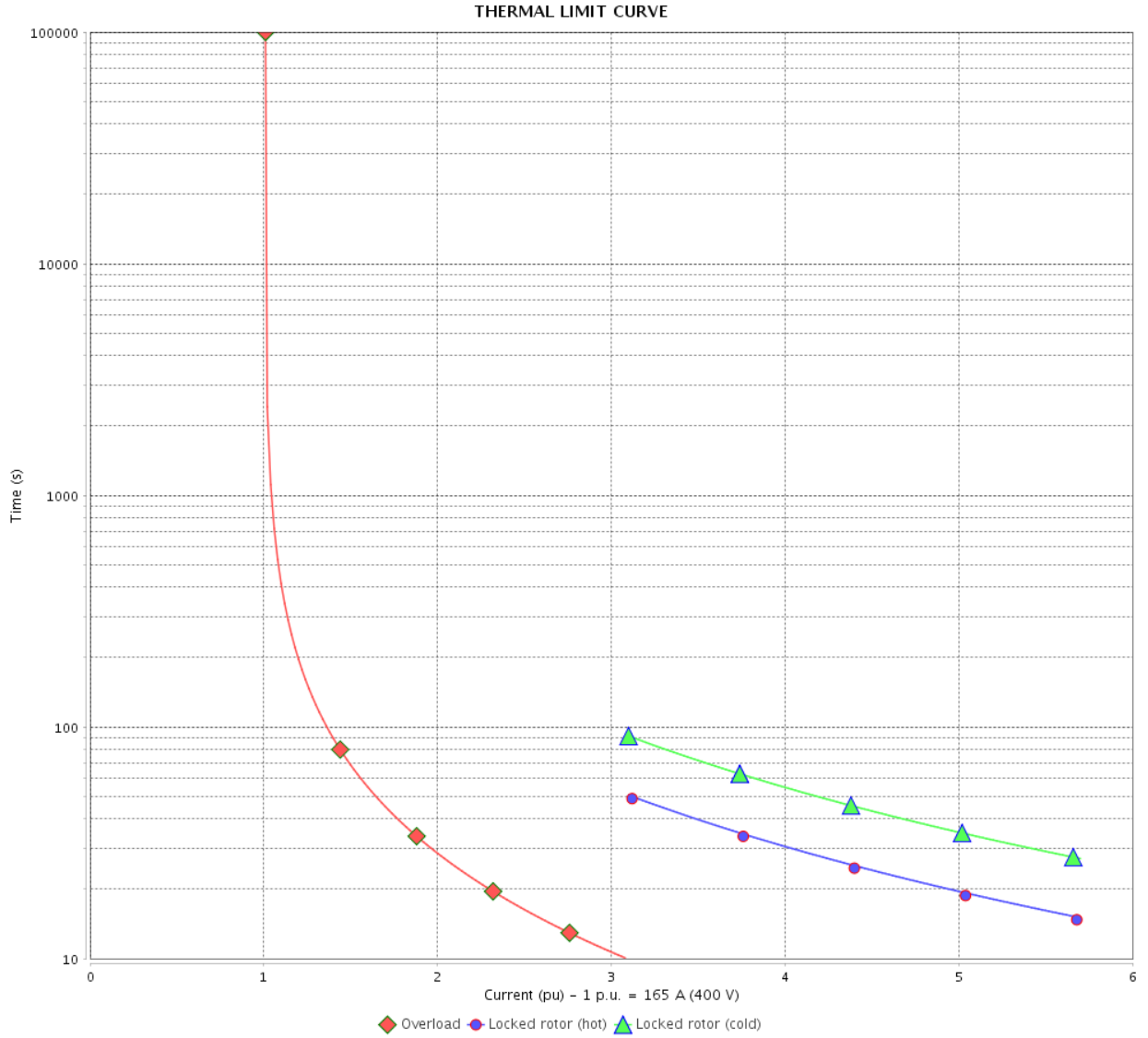
Rev.	Changes Summary	Performed	Checked	Date
Performed by				
Checked by			Page	Revision
Date	13/04/2022		26 / 36	

THERMAL LIMIT CURVE

Three Phase Induction Motor - Squirrel Cage



Customer : _____



Rev.	Changes Summary	Performed	Checked	Date
Performed by		Page 27 / 36		Revision
Checked by				
Date				

THERMAL LIMIT CURVE



Three Phase Induction Motor - Squirrel Cage

Customer :

Product line : NEMA Premium Efficiency Three-Phase
Product code : 11356033
Catalog # : 12512ET3G445T-W22

Performance : 415 V 50 Hz 6P IE2

Rated current	: 160 A	Moment of inertia (J)	: 104 sq.ft.lb
LRC	: 6.2	Duty cycle	: Cont.(S1)
Rated torque	: 666 ft.lb	Insulation class	: F
Locked rotor torque	: 200 %	Service factor	: 1.00
Breakdown torque	: 229 %	Temperature rise	: 105 K
Rated speed	: 985 rpm	Design	: B

Heating constant

Cooling constant

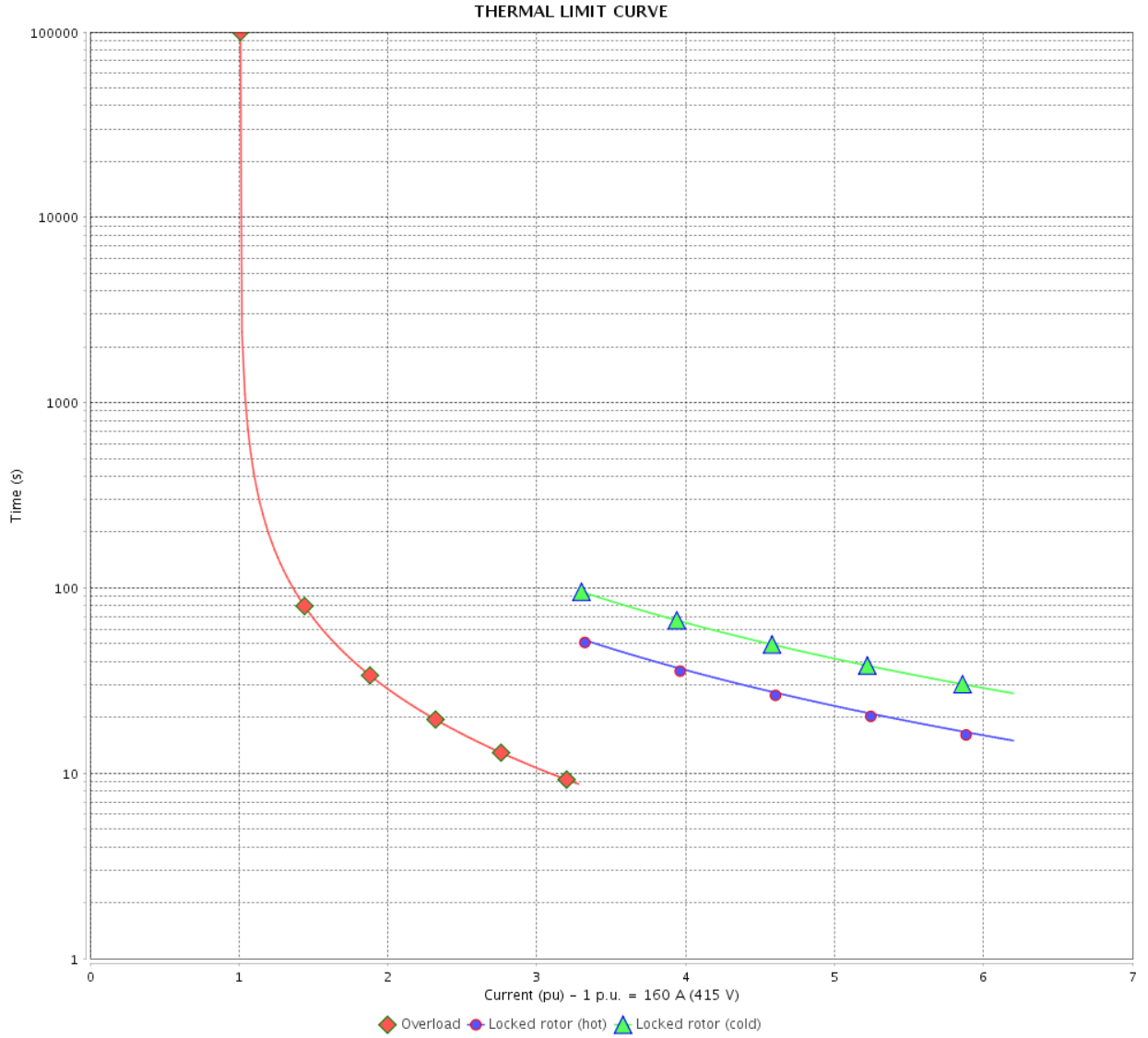
Rev.	Changes Summary	Performed	Checked	Date
Performed by				
Checked by			Page	Revision
Date	13/04/2022		28 / 36	

THERMAL LIMIT CURVE

Three Phase Induction Motor - Squirrel Cage



Customer : _____



Rev.	Changes Summary	Performed	Checked	Date
Performed by		Page 29 / 36		Revision
Checked by				
Date				

VFD OPERATION CURVE

Three Phase Induction Motor - Squirrel Cage



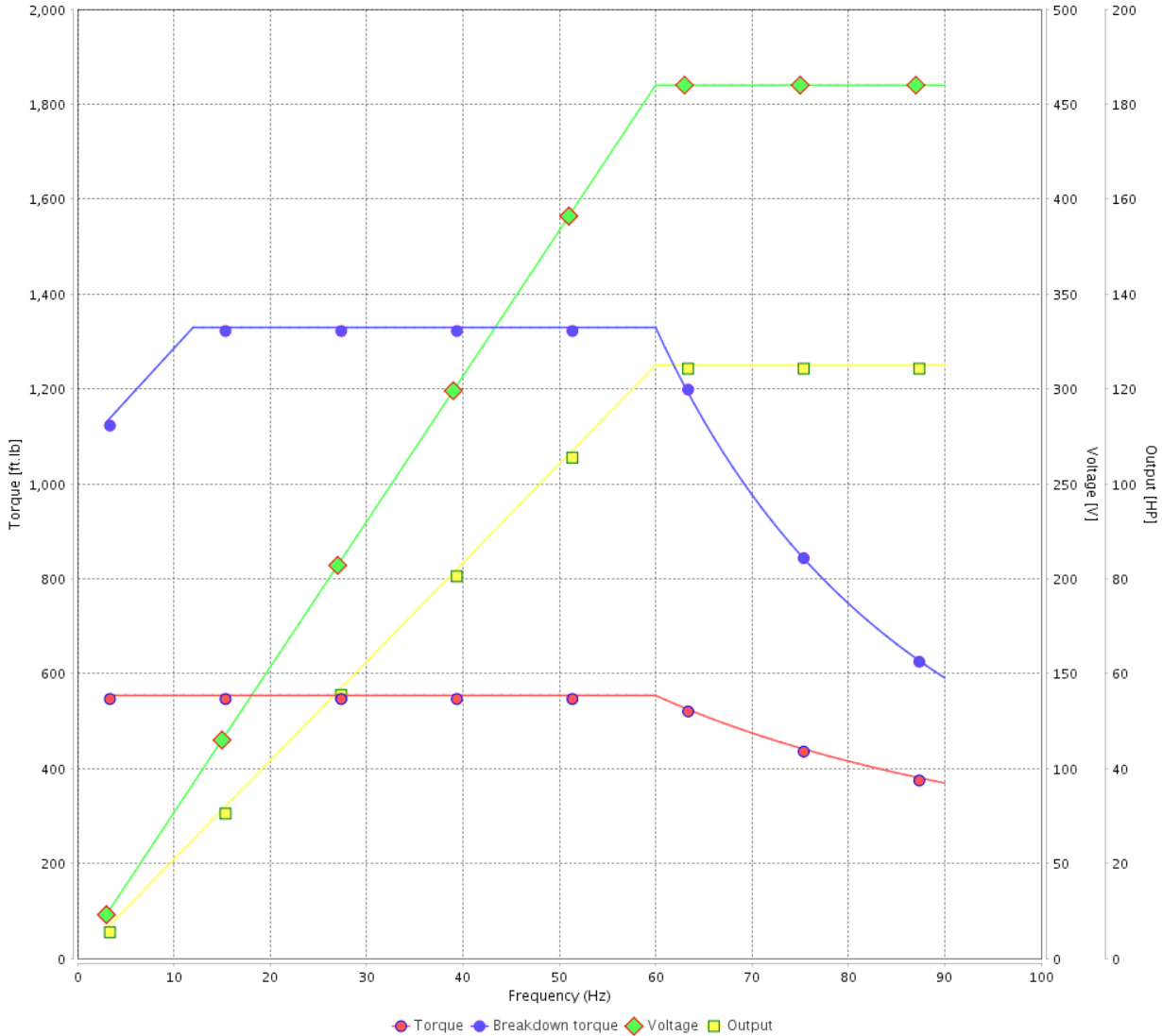
Customer :

Product line : NEMA Premium Efficiency Three-Phase

Product code : 11356033

Catalog # : 12512ET3G445T-W22

VFD OPERATION CURVE



Performance : 460 V 60 Hz 6P

Rated current : 143 A
 LRC : 6.4
 Rated torque : 554 ft.lb
 Locked rotor torque : 210 %
 Breakdown torque : 240 %
 Rated speed : 1185 rpm

Moment of inertia (J) : 104 sq.ft.lb
 Duty cycle : Cont.(S1)
 Insulation class : F
 Service factor : 1.15
 Temperature rise : 80 K
 Design : B

Rev.	Changes Summary	Performed	Checked	Date
Performed by			Page	Revision
Checked by				
Date				

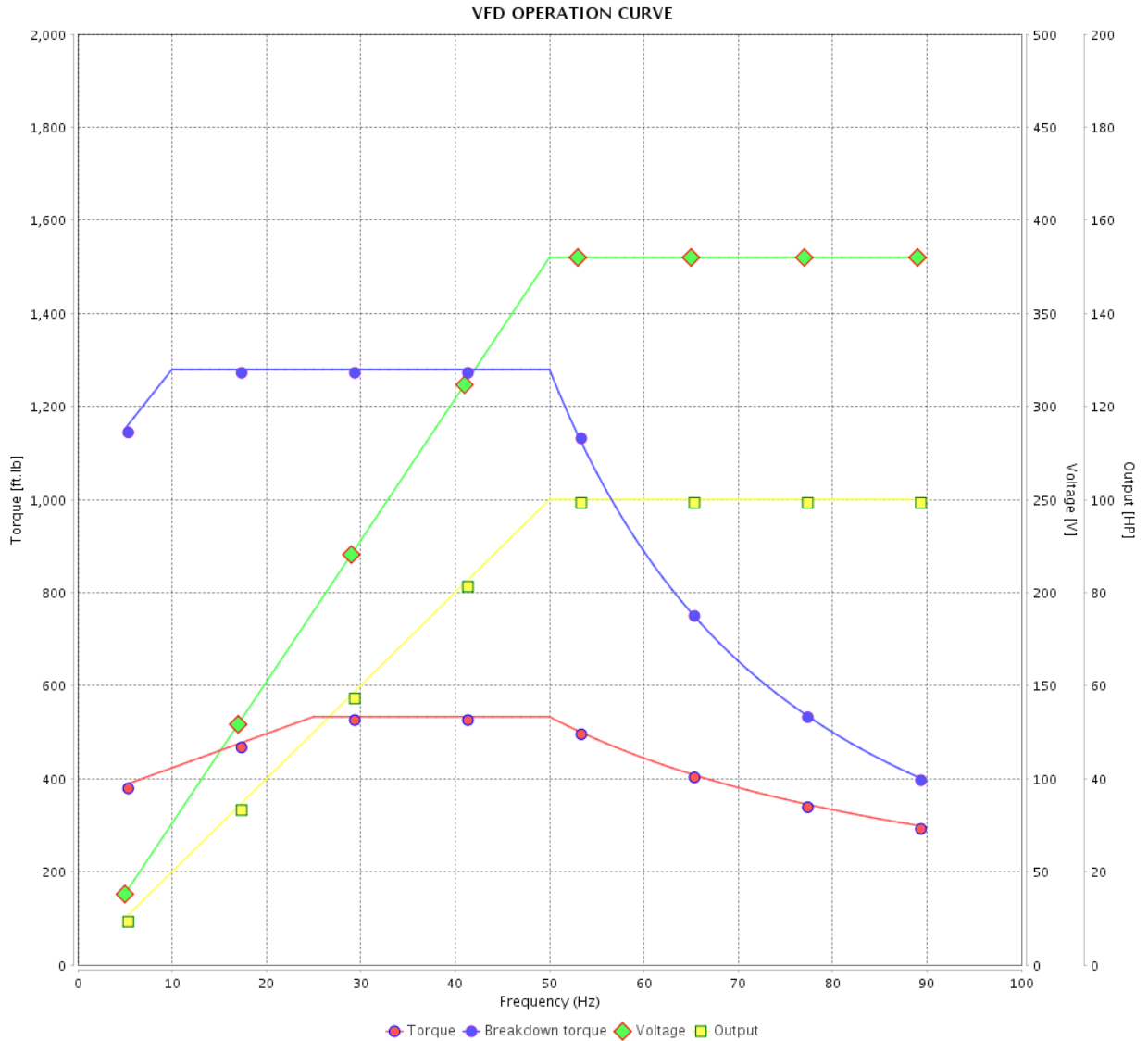
VFD OPERATION CURVE

Three Phase Induction Motor - Squirrel Cage



Customer :

Product line : NEMA Premium Efficiency Three-Phase
 Product code : 11356033
 Catalog # : 12512ET3G445T-W22



Performance : 380 V 50 Hz 6P IE3

Rated current	: 143 A	Moment of inertia (J)	: 104 sq.ft.lb
LRC	: 6.4	Duty cycle	: Cont.(S1)
Rated torque	: 533 ft.lb	Insulation class	: F
Locked rotor torque	: 200 %	Service factor	: 1.00
Breakdown torque	: 240 %	Temperature rise	: 80 K
Rated speed	: 985 rpm	Design	: B

Rev.	Changes Summary	Performed	Checked	Date
Performed by				Page 31 / 36
Checked by				
Date	13/04/2022			

VFD OPERATION CURVE

Three Phase Induction Motor - Squirrel Cage

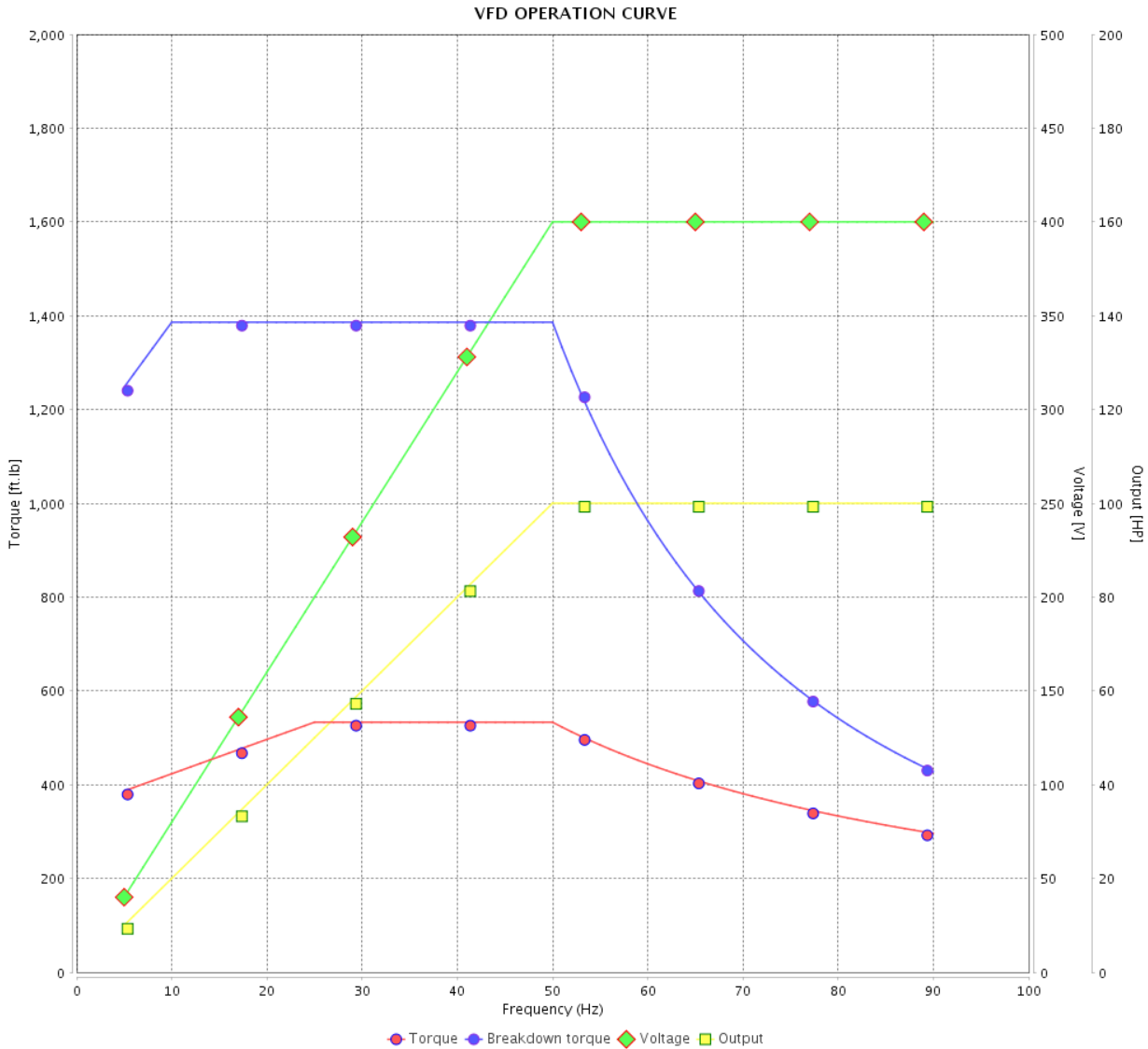


Customer : _____

Product line : NEMA Premium Efficiency Three-Phase

Product code : 11356033

Catalog # : 12512ET3G445T-W22



Performance : 400 V 50 Hz 6P IE3

Rated current : 138 A	Moment of inertia (J) : 104 sq.ft.lb
LRC : 7.1	Duty cycle : Cont.(S1)
Rated torque : 533 ft.lb	Insulation class : F
Locked rotor torque : 229 %	Service factor : 1.00
Breakdown torque : 260 %	Temperature rise : 80 K
Rated speed : 985 rpm	Design : B

Rev.	Changes Summary	Performed	Checked	Date
Performed by			Page 32 / 36	Revision
Checked by				
Date	13/04/2022			

VFD OPERATION CURVE

Three Phase Induction Motor - Squirrel Cage

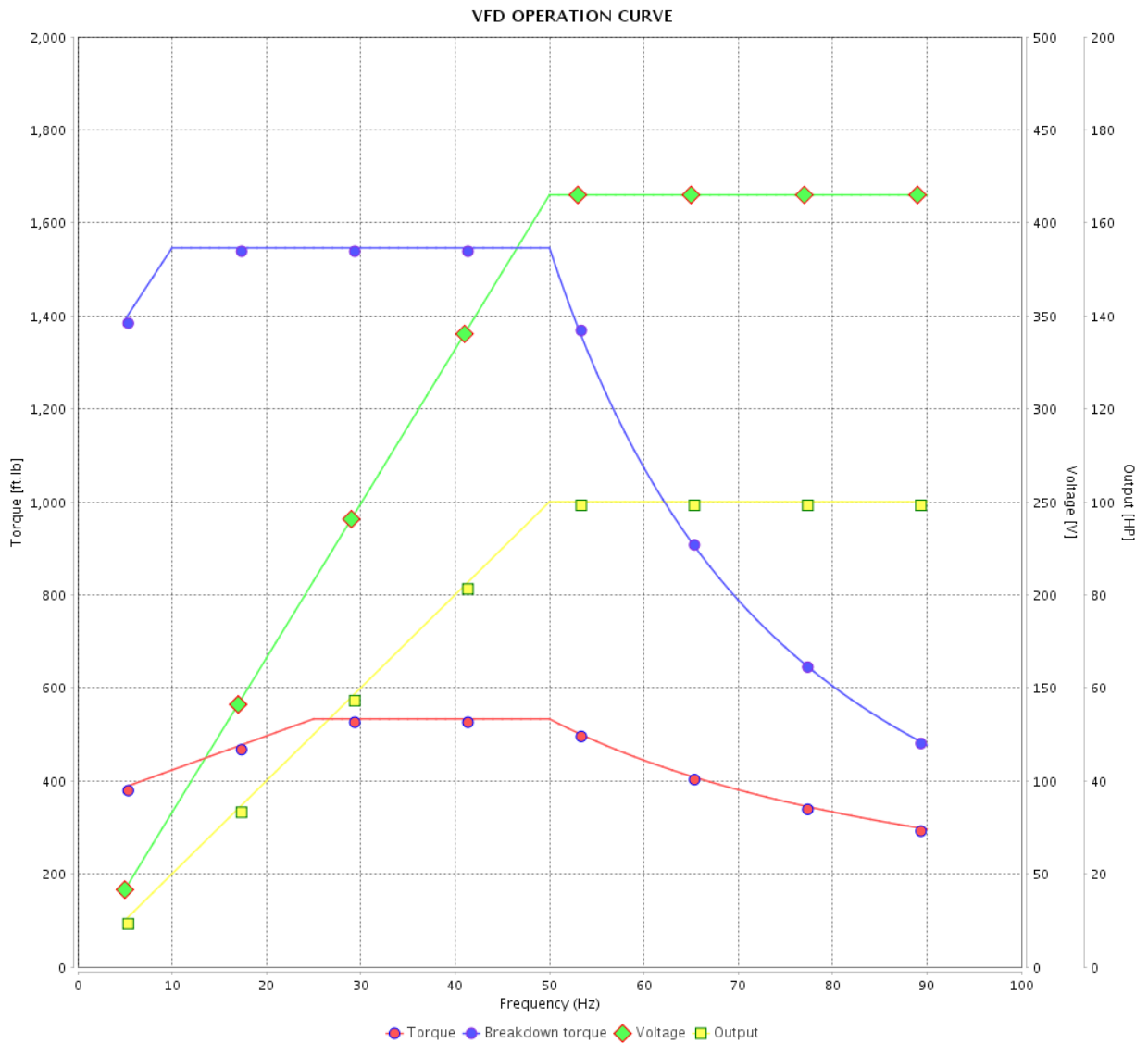


Customer :

Product line : NEMA Premium Efficiency Three-Phase

Product code : 11356033

Catalog # : 12512ET3G445T-W22



Performance : 415 V 50 Hz 6P IE3

Rated current : 130 A
 LRC : 7.6
 Rated torque : 533 ft.lb
 Locked rotor torque : 250 %
 Breakdown torque : 290 %
 Rated speed : 985 rpm

Moment of inertia (J) : 104 sq.ft.lb
 Duty cycle : Cont.(S1)
 Insulation class : F
 Service factor : 1.00
 Temperature rise : 80 K
 Design : B

Rev.	Changes Summary	Performed	Checked	Date
Performed by				Page 33 / 36
Checked by				
Date	13/04/2022			

VFD OPERATION CURVE

Three Phase Induction Motor - Squirrel Cage



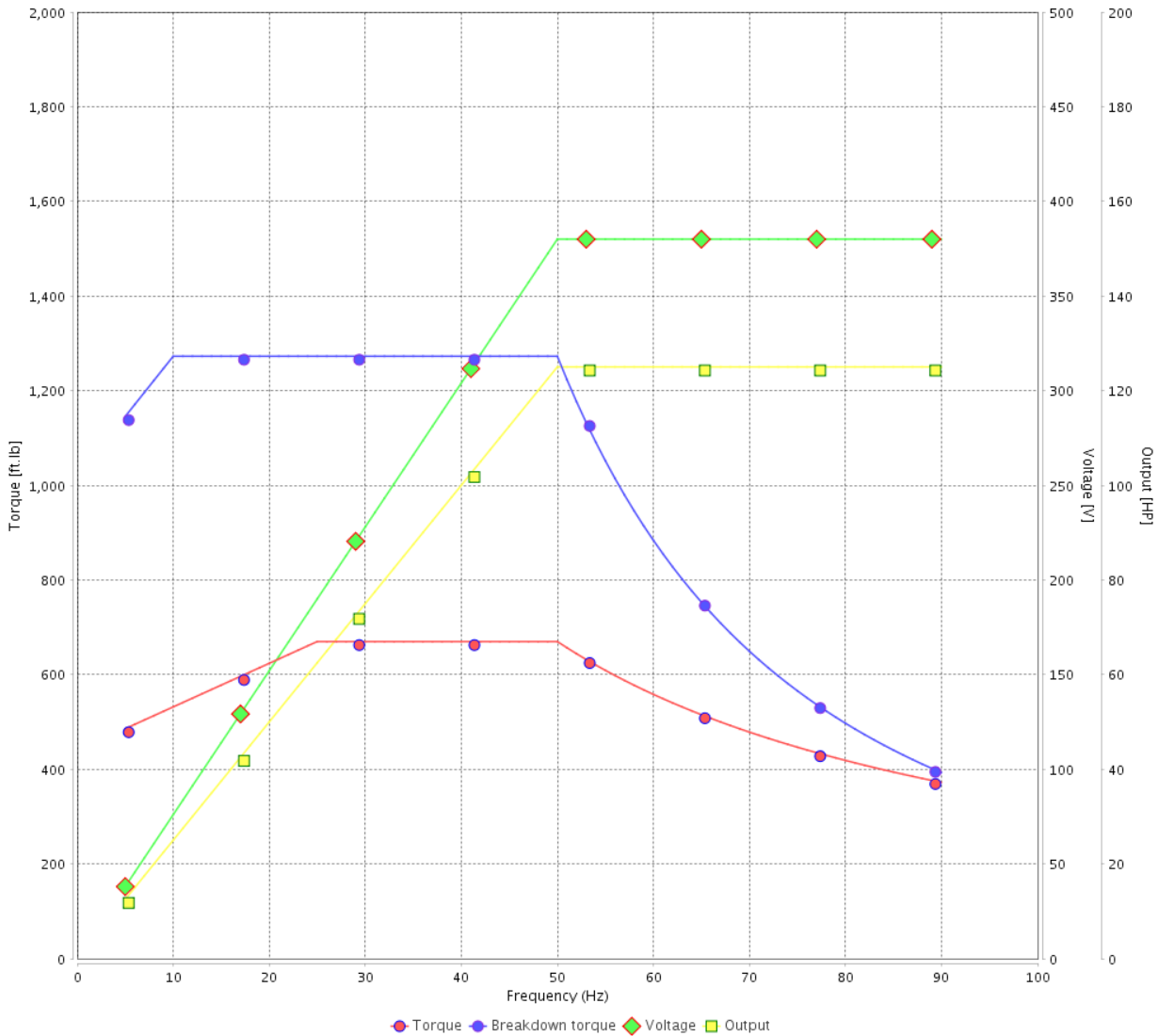
Customer :

Product line : NEMA Premium Efficiency Three-Phase

Product code : 11356033

Catalog # : 12512ET3G445T-W22

VFD OPERATION CURVE



Performance : 380 V 50 Hz 6P IE1

Rated current	: 172 A	Moment of inertia (J)	: 104 sq.ft.lb
LRC	: 5.1	Duty cycle	: Cont.(S1)
Rated torque	: 670 ft.lb	Insulation class	: F
Locked rotor torque	: 160 %	Service factor	: 1.00
Breakdown torque	: 190 %	Temperature rise	: 105 K
Rated speed	: 980 rpm	Design	: B

Rev.	Changes Summary	Performed	Checked	Date
Performed by		Page		Revision
Checked by		34 / 36		
Date	13/04/2022			

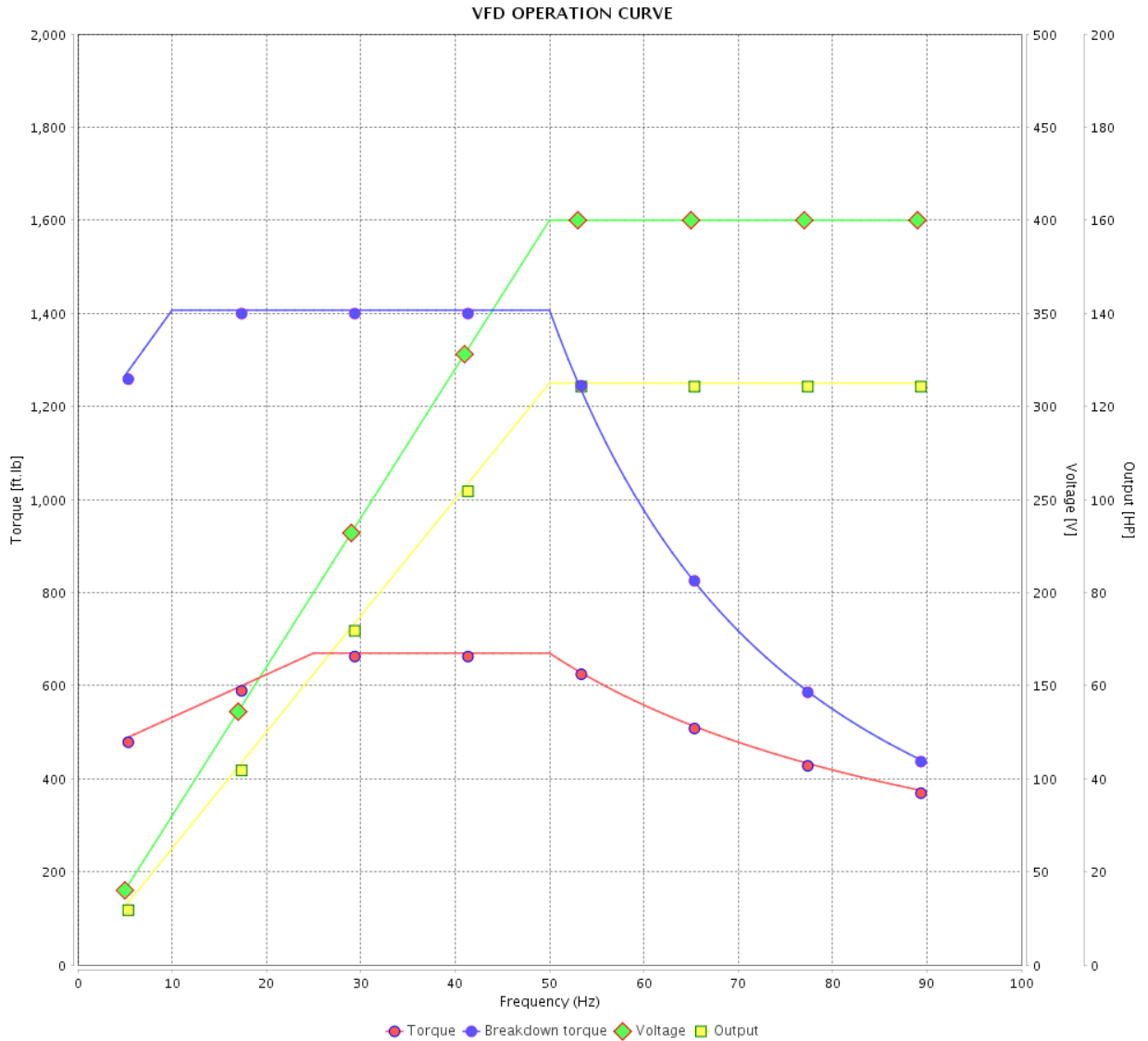
VFD OPERATION CURVE

Three Phase Induction Motor - Squirrel Cage



Customer :

Product line : NEMA Premium Efficiency Three-Phase
 Product code : 11356033
 Catalog # : 12512ET3G445T-W22



Performance : 400 V 50 Hz 6P IE1

Rated current	: 165 A	Moment of inertia (J)	: 104 sq.ft.lb
LRC	: 5.7	Duty cycle	: Cont.(S1)
Rated torque	: 670 ft.lb	Insulation class	: F
Locked rotor torque	: 180 %	Service factor	: 1.00
Breakdown torque	: 210 %	Temperature rise	: 105 K
Rated speed	: 980 rpm	Design	: B

Rev.	Changes Summary	Performed	Checked	Date
Performed by				Page 35 / 36
Checked by				
Date	13/04/2022			
				Revision

VFD OPERATION CURVE

Three Phase Induction Motor - Squirrel Cage

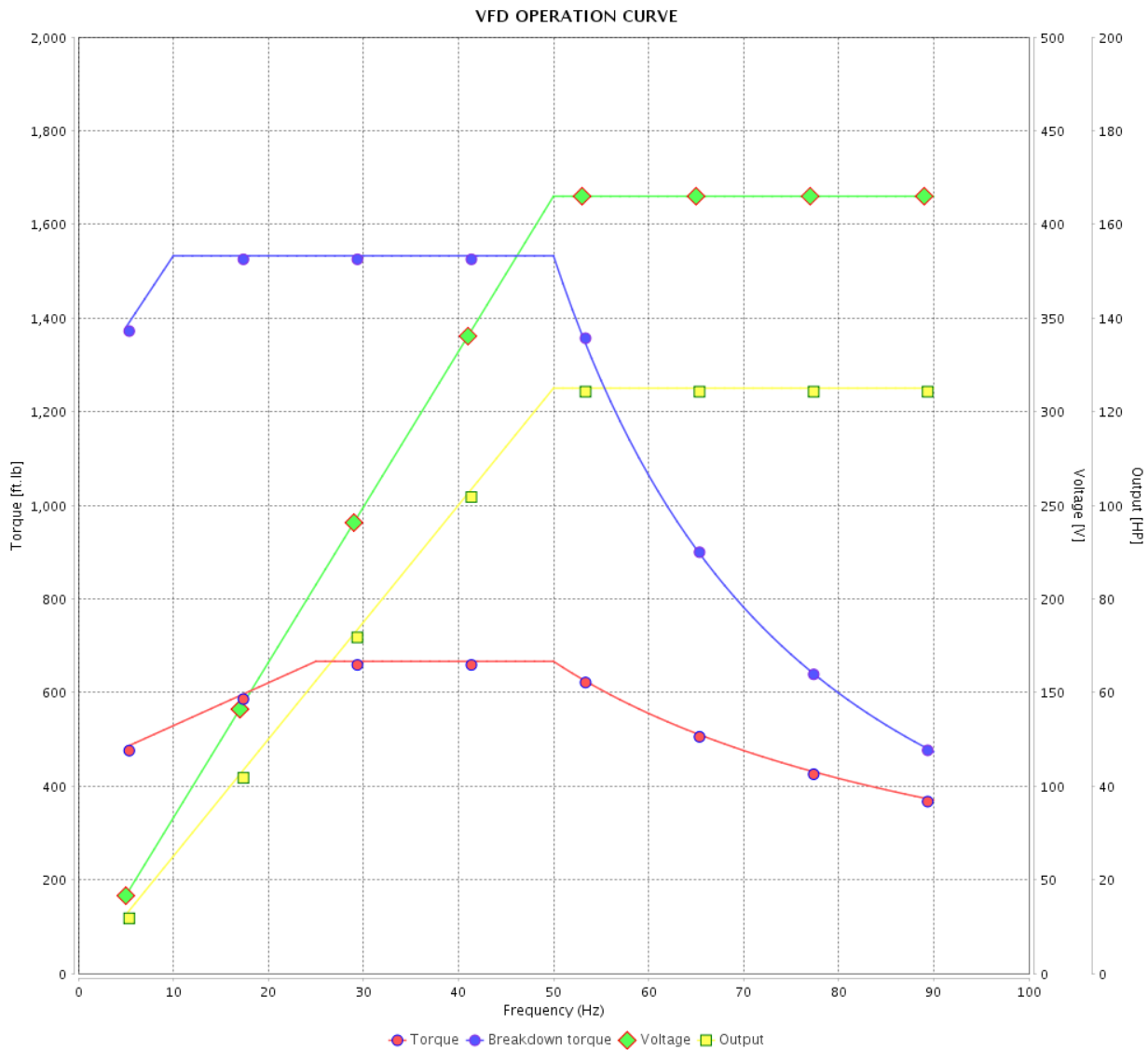


Customer :

Product line : NEMA Premium Efficiency Three-Phase

Product code : 11356033

Catalog # : 12512ET3G445T-W22



Performance : 415 V 50 Hz 6P IE2

Rated current	: 160 A	Moment of inertia (J)	: 104 sq.ft.lb
LRC	: 6.2	Duty cycle	: Cont.(S1)
Rated torque	: 666 ft.lb	Insulation class	: F
Locked rotor torque	: 200 %	Service factor	: 1.00
Breakdown torque	: 229 %	Temperature rise	: 105 K
Rated speed	: 985 rpm	Design	: B

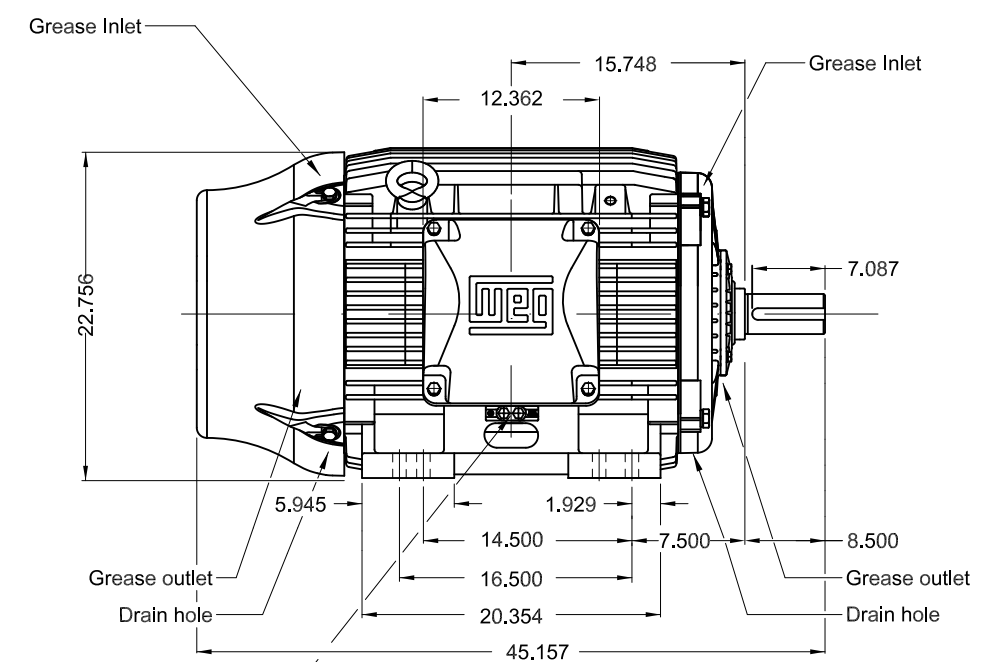
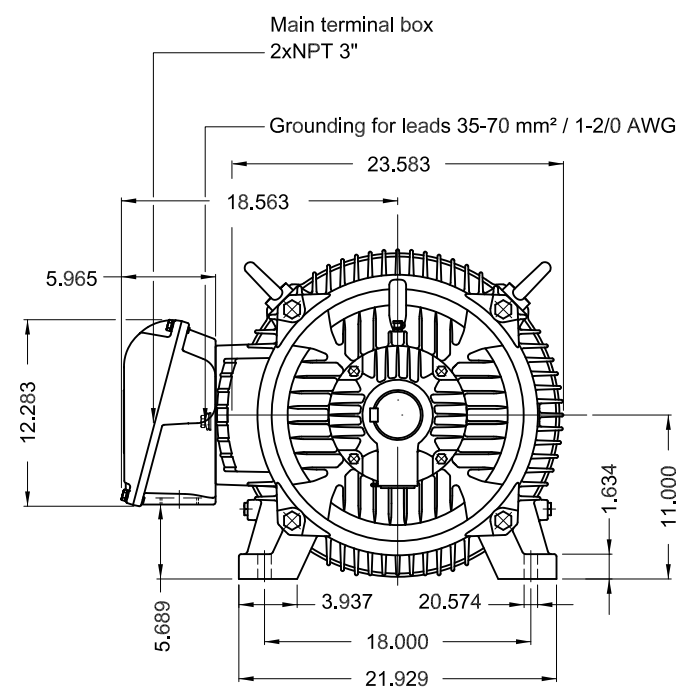
Rev.	Changes Summary	Performed	Checked	Date
Performed by			Page 36 / 36	Revision
Checked by				
Date	13/04/2022			

1 2 3 4 5 6

A

B

C

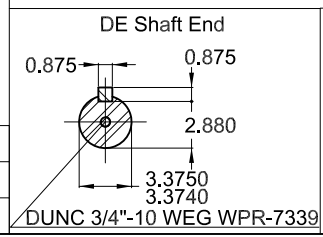


D

E

125 HP 06 Poles 60 Hz A

Color RAL 5009
 Painting plan 203A
 Mounting B3R(D)



ECM	LOC	SUMMARY OF MODIFICATIONS	EXECUTED	CHECKED	RELEASED	DATE	VER
EXECUTED	PIRWUSER	THREE PH. MOTOR W22 PREM. EFF.					
CHECKED		FRAME 444/5T IP55 TEFC					
RELEASED							
REL DT.	WMO	Jaragua do Sul	Product Engineering				

PREVIEW
 WDD



SHEET 1 / 1

MADE IN MEXICO
11356033



FOR SAFE AREA
Mod.TE1BFOXON
CC029A

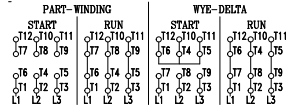


Class I, Div 2, Gr A, B, C and D - T3
Class I, Zone 2, IIC - T3
Class II, Div 2, Gr F and G - T3C
For use on PWM: Gr. A, B, C, D and F,
VT 1000:1, CT 20:1, 1.00SF - T3A

MODEL 12512ET3G445T-W22

Inverter Duty Motor
Severe Duty

PH3	60Hz	Fr. 444/5T	1000m.a.s.l.	IP55	TEFC	1798lb
V 460				A 143		
HP 125				kW 90		
SF 1.15				SFA 164		
RPM 1185				PF 0.83		
AMB 40°C				INS cl. F DT80K	NEMA NOM EFF 95.0%	
DUTY CONT.				DES B Code G		



- 6319-C3 (45g)
- 6316-C3 (34g)

MOBIL POLYREX EM (13000h)