

DATA SHEET

Three Phase Induction Motor - Squirrel Cage



Customer :					
Product line	: W40 NEMA Premium Efficiency Three-Phase	Product code :	14284894		
		Catalog # :	12518OT3E405TC-W40		
Frame	: 404/5TC	Cooling method	: IC01 - ODP		
Insulation class	: F	Mounting	: F-1		
Duty cycle	: Cont.(S1)	Rotation ¹	: Both (CW and CCW)		
Ambient temperature	: -20°C to +40°C	Starting method	: Direct On Line		
Altitude	: 1000 m.a.s.l.	Approx. weight ²	: 1054 lb		
Protection degree	: IP23	Moment of inertia (J)	: 25.5 sq.ft.lb		
Design	: B				
Output [HP]	125	100	100	100	
Poles	4	4	4	4	
Frequency [Hz]	60	50	50	50	
Rated voltage [V]	230/460	380	400	415	
Rated current [A]	276/138	138	133	129	
L. R. Amperes [A]	1904/952	994	1024	1032	
LRC [A]	6.9x(Code G)	7.2x(Code H)	7.7x(Code H)	8.0x(Code J)	
No load current [A]	94.0/47.0	46.3	50.2	53.7	
Rated speed [RPM]	1780	1480	1480	1480	
Slip [%]	1.11	1.33	1.33	1.33	
Rated torque [ft.lb]	369	355	355	355	
Locked rotor torque [%]	270	240	270	290	
Breakdown torque [%]	260	260	300	320	
Service factor	1.25	1.00	1.00	1.00	
Temperature rise	80 K	80 K	80 K	80 K	
Locked rotor time	18s (cold) 10s (hot)	16s (cold) 9s (hot)	16s (cold) 9s (hot)	14s (cold) 8s (hot)	
Noise level ²	69.0 dB(A)				
Efficiency (%)	25%	94.9	94.5	94.5	94.8
	50%	95.0	94.6	94.6	94.9
	75%	95.4	95.0	95.0	95.0
	100%	95.4	95.0	95.0	95.0
Power Factor	25%	0.50	0.50	0.46	0.43
	50%	0.75	0.76	0.72	0.69
	75%	0.83	0.84	0.82	0.80
	100%	0.86	0.87	0.86	0.85
Bearing type	: <u>Drive end</u> 6316 C3 <u>Non drive end</u> 6212 Z C3	Foundation loads			
Sealing	: Without Without	Max. traction	: 2878 lb		
	: Bearing Seal Bearing Seal	Max. compression	: 3932 lb		
Lubrication interval	: 20000 h 20000 h				
Lubricant amount	: 34 g 13 g				
Lubricant type	: Mobil Polyrex EM				
Notes USABLE @208V 305A SF 1.15 SFA 351A					
This revision replaces and cancel the previous one, which must be eliminated. (1) Looking the motor from the shaft end. (2) Measured at 1m and with tolerance of +3dB(A). (3) Approximate weight subject to changes after manufacturing process. (4) At 100% of full load.			These are average values based on tests with sinusoidal power supply, subject to the tolerances stipulated in NEMA MG-1.		
Rev.	Changes Summary		Performed	Checked	Date
Performed by					
Checked by				Page	Revision
Date	13/04/2022			1 / 21	

TORQUE AND CURRENT VS SPEED CURVE

Three Phase Induction Motor - Squirrel Cage



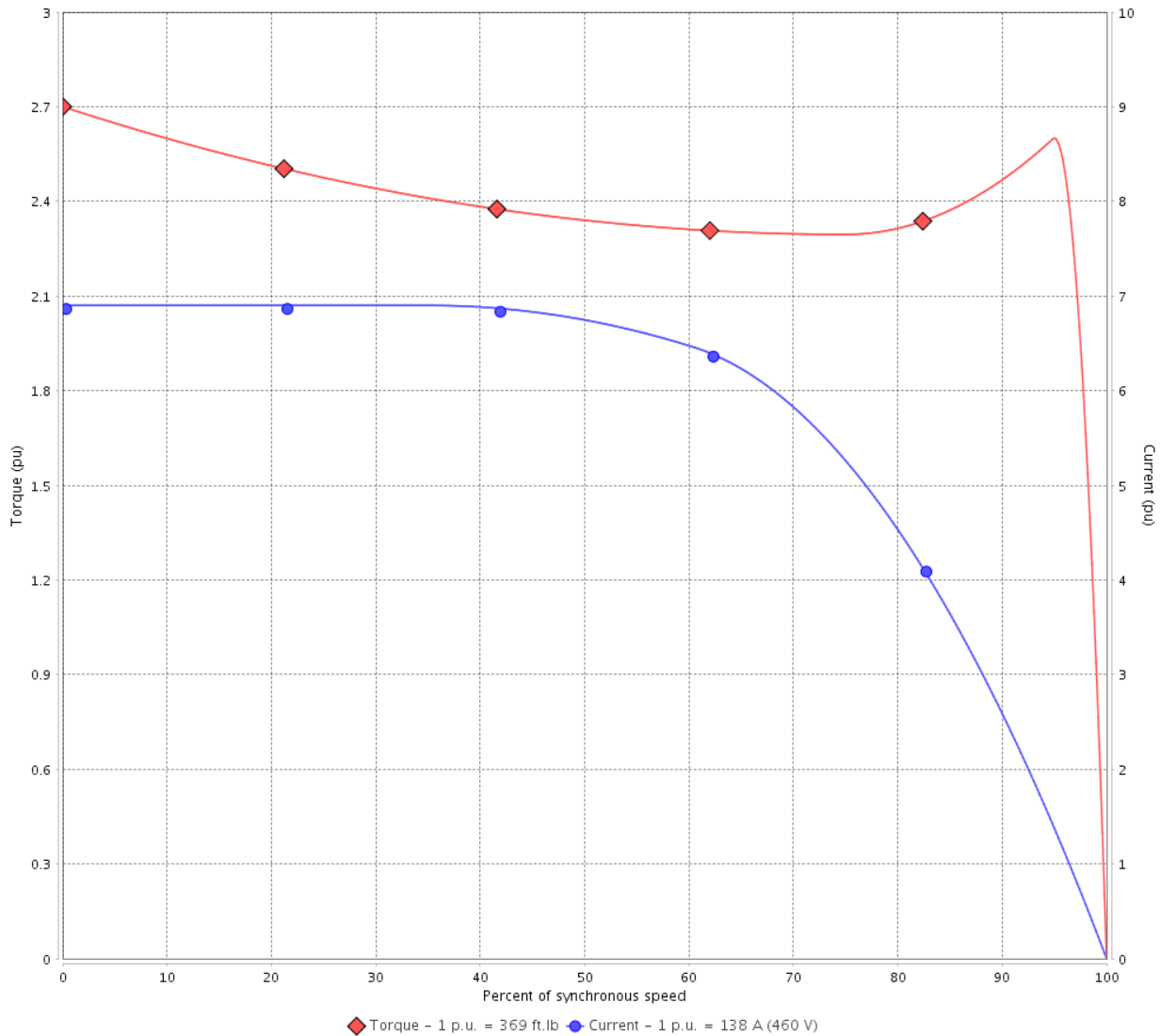
Customer :

Product line : W40 NEMA Premium Efficiency
Three-Phase

Product code : 14284894

Catalog # : 12518OT3E405TC-W40

TORQUE AND CURRENT VS SPEED CURVE



Performance : 230/460 V 60 Hz 4P

Rated current	: 276/138 A	Moment of inertia (J)	: 25.5 sq.ft.lb
LRC	: 6.9	Duty cycle	: Cont.(S1)
Rated torque	: 369 ft.lb	Insulation class	: F
Locked rotor torque	: 270 %	Service factor	: 1.25
Breakdown torque	: 260 %	Temperature rise	: 80 K
Rated speed	: 1780 rpm	Design	: B

Locked rotor time : 18s (cold) 10s (hot)

Rev.	Changes Summary	Performed	Checked	Date
Performed by			Page 2 / 21	Revision
Checked by				
Date	13/04/2022			

TORQUE AND CURRENT VS SPEED CURVE



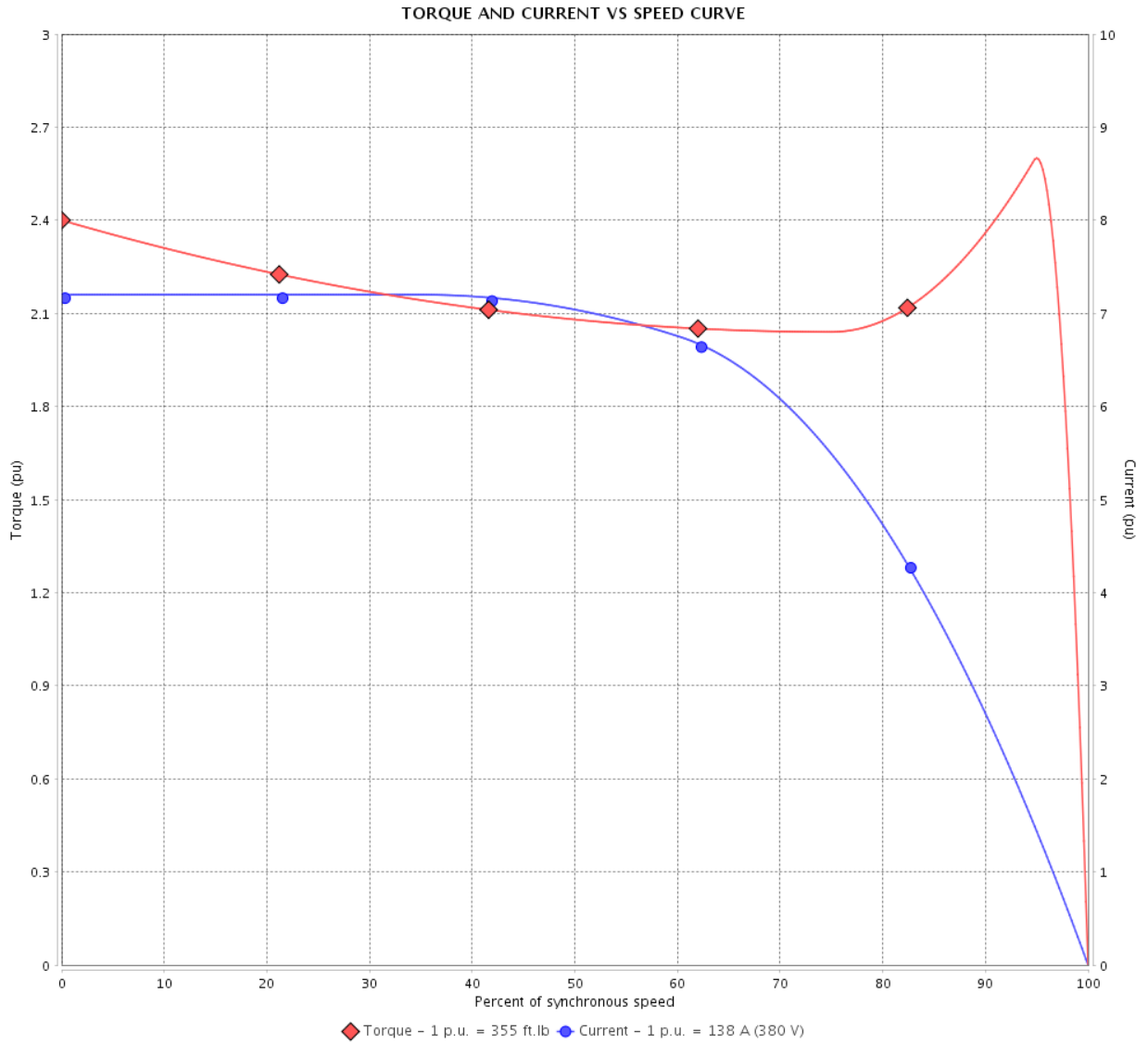
Three Phase Induction Motor - Squirrel Cage

Customer :

Product line : W40 NEMA Premium Efficiency
Three-Phase

Product code : 14284894

Catalog # : 12518OT3E405TC-W40



Performance : 380 V 50 Hz 4P IE3

Rated current	: 138 A	Moment of inertia (J)	: 25.5 sq.ft.lb
LRC	: 7.2	Duty cycle	: Cont.(S1)
Rated torque	: 355 ft.lb	Insulation class	: F
Locked rotor torque	: 240 %	Service factor	: 1.00
Breakdown torque	: 260 %	Temperature rise	: 80 K
Rated speed	: 1480 rpm	Design	: B

Locked rotor time : 16s (cold) 9s (hot)

Rev.	Changes Summary	Performed	Checked	Date
Performed by			Page 3 / 21	Revision
Checked by				
Date	13/04/2022			

TORQUE AND CURRENT VS SPEED CURVE

Three Phase Induction Motor - Squirrel Cage



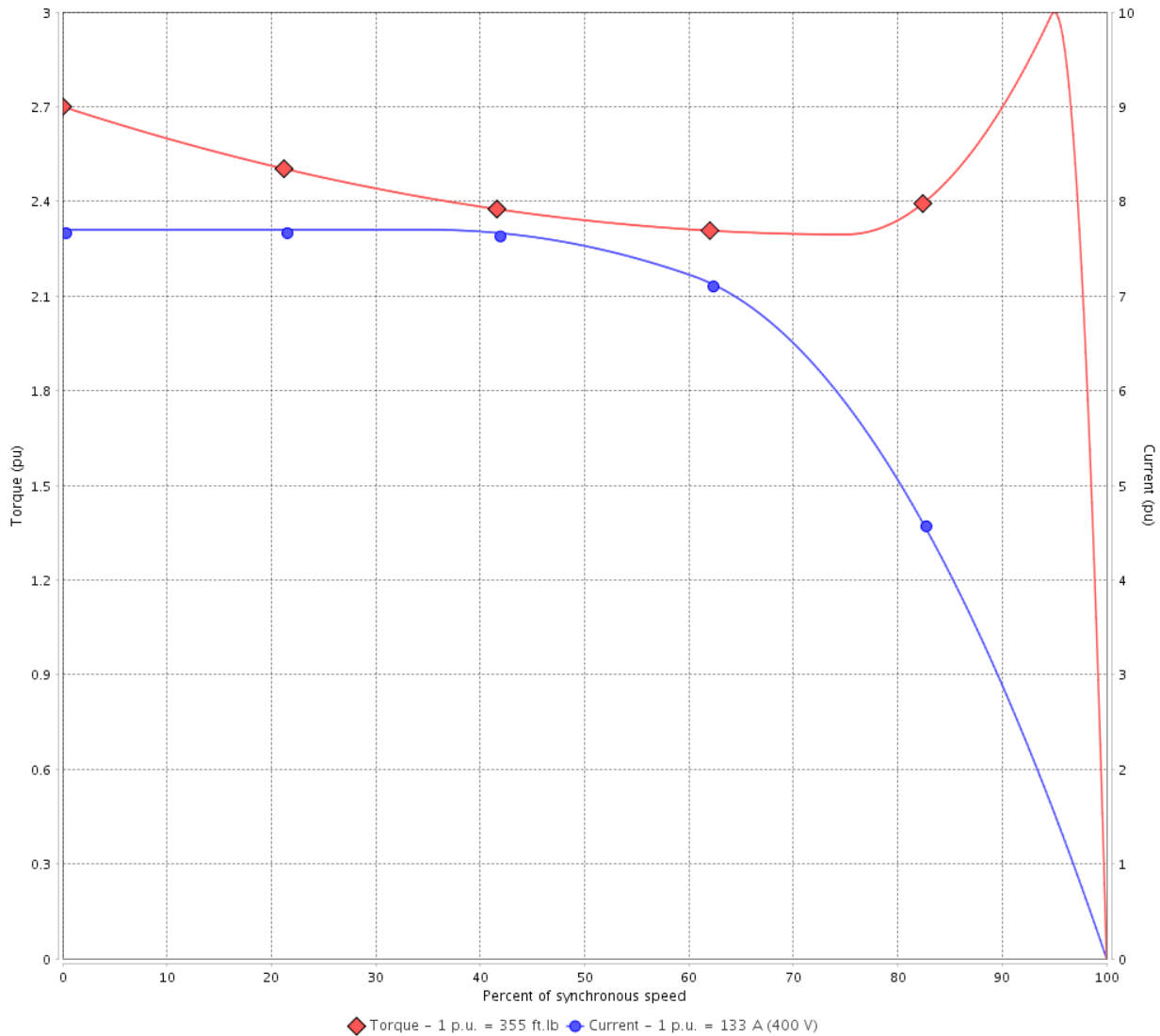
Customer :

Product line : W40 NEMA Premium Efficiency
Three-Phase

Product code : 14284894

Catalog # : 12518OT3E405TC-W40

TORQUE AND CURRENT VS SPEED CURVE



Performance : 400 V 50 Hz 4P IE3

Rated current	: 133 A	Moment of inertia (J)	: 25.5 sq.ft.lb
LRC	: 7.7	Duty cycle	: Cont.(S1)
Rated torque	: 355 ft.lb	Insulation class	: F
Locked rotor torque	: 270 %	Service factor	: 1.00
Breakdown torque	: 300 %	Temperature rise	: 80 K
Rated speed	: 1480 rpm	Design	: B

Locked rotor time : 16s (cold) 9s (hot)

Rev.	Changes Summary	Performed	Checked	Date
Performed by			Page 4 / 21	Revision
Checked by				
Date	13/04/2022			

TORQUE AND CURRENT VS SPEED CURVE



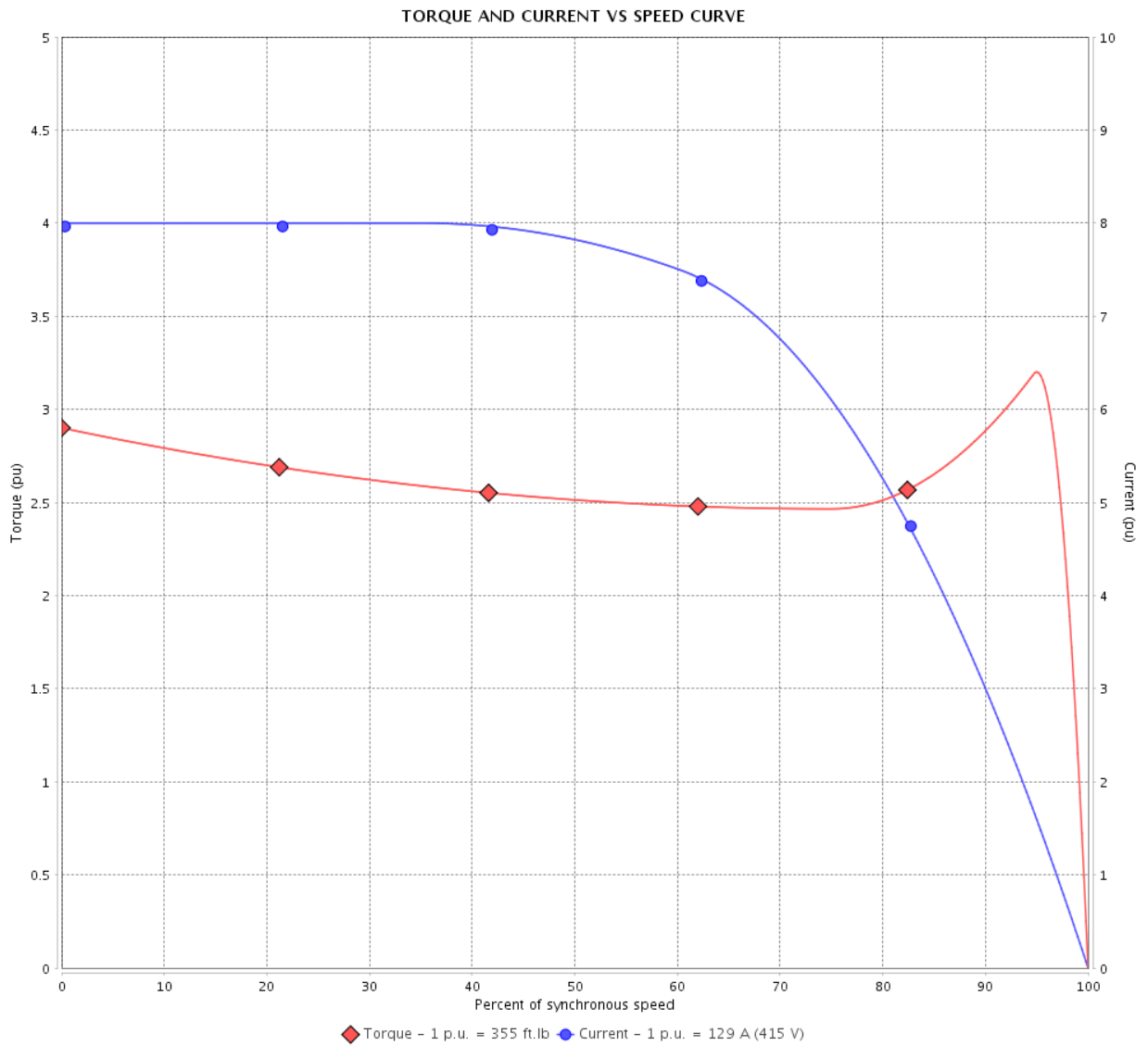
Three Phase Induction Motor - Squirrel Cage

Customer :

Product line : W40 NEMA Premium Efficiency
Three-Phase

Product code : 14284894

Catalog # : 12518OT3E405TC-W40



Performance : 415 V 50 Hz 4P IE3

Rated current	: 129 A	Moment of inertia (J)	: 25.5 sq.ft.lb
LRC	: 8.0	Duty cycle	: Cont.(S1)
Rated torque	: 355 ft.lb	Insulation class	: F
Locked rotor torque	: 290 %	Service factor	: 1.00
Breakdown torque	: 320 %	Temperature rise	: 80 K
Rated speed	: 1480 rpm	Design	: B

Locked rotor time : 14s (cold) 8s (hot)

Rev.	Changes Summary	Performed	Checked	Date
Performed by			Page 5 / 21	Revision
Checked by				
Date	13/04/2022			

LOAD PERFORMANCE CURVE

Three Phase Induction Motor - Squirrel Cage



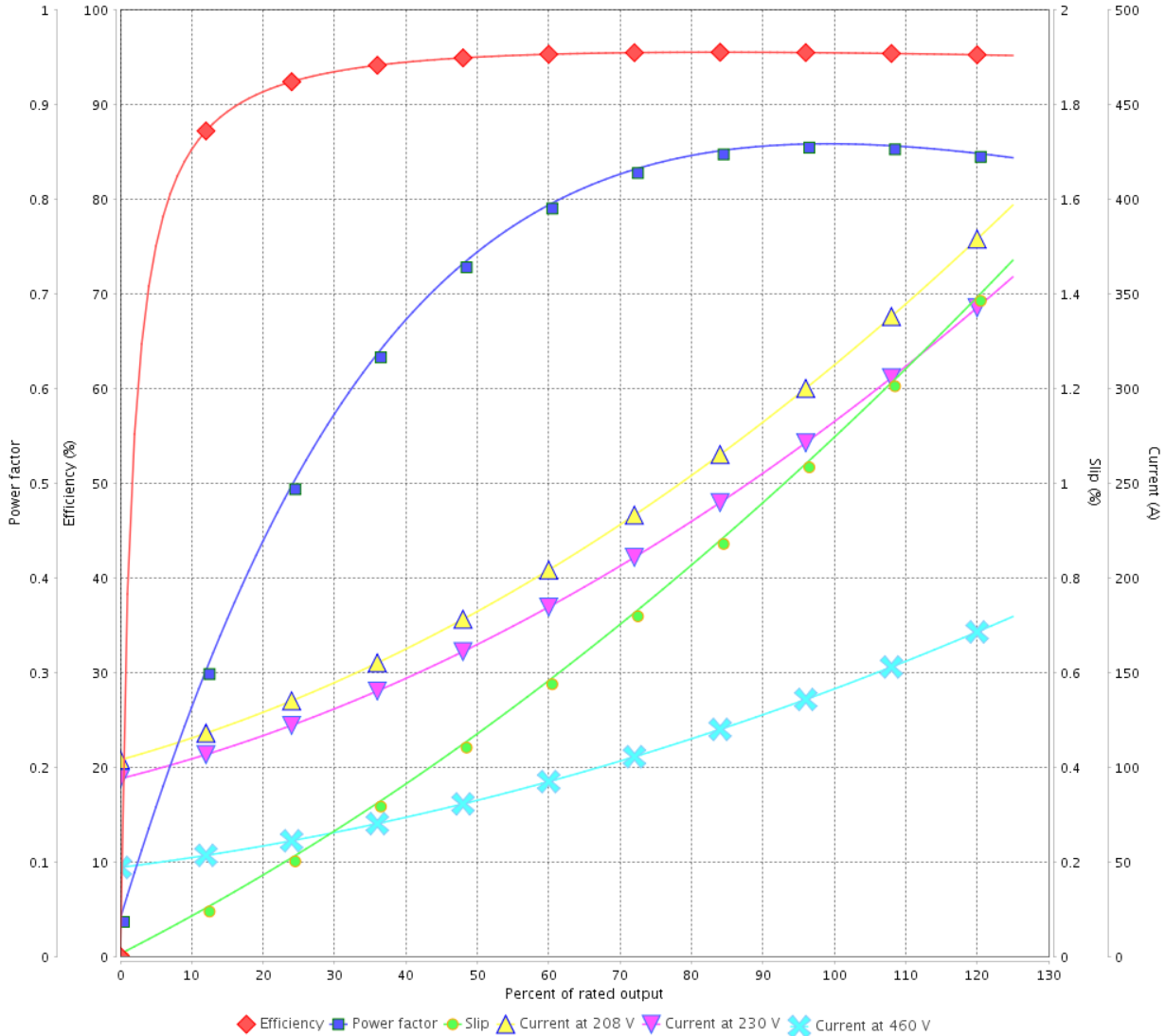
Customer :

Product line : W40 NEMA Premium Efficiency
Three-Phase

Product code : 14284894

Catalog # : 12518OT3E405TC-W40

LOAD PERFORMANCE CURVE



Performance : 230/460 V 60 Hz 4P

Rated current : 276/138 A
 LRC : 6.9
 Rated torque : 369 ft.lb
 Locked rotor torque : 270 %
 Breakdown torque : 260 %
 Rated speed : 1780 rpm

Moment of inertia (J) : 25.5 sq.ft.lb
 Duty cycle : Cont.(S1)
 Insulation class : F
 Service factor : 1.25
 Temperature rise : 80 K
 Design : B

Rev.	Changes Summary	Performed	Checked	Date
Performed by			Page 6 / 21	Revision
Checked by				
Date	13/04/2022			

LOAD PERFORMANCE CURVE

Three Phase Induction Motor - Squirrel Cage

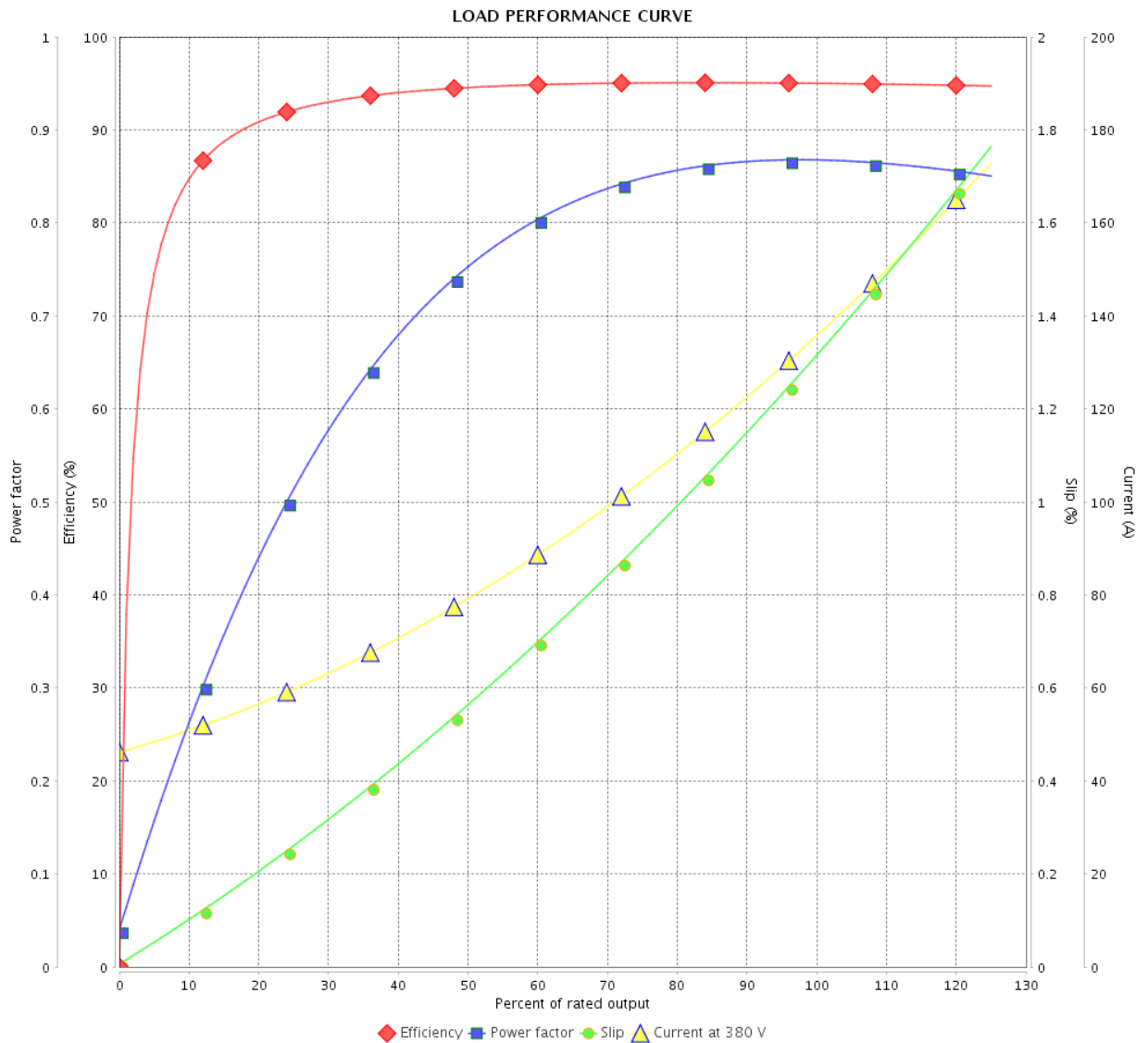


Customer : _____

Product line : W40 NEMA Premium Efficiency
Three-Phase

Product code : 14284894

Catalog # : 12518OT3E405TC-W40



Performance : 380 V 50 Hz 4P IE3

Rated current : 138 A
 LRC : 7.2
 Rated torque : 355 ft.lb
 Locked rotor torque : 240 %
 Breakdown torque : 260 %
 Rated speed : 1480 rpm

Moment of inertia (J) : 25.5 sq.ft.lb
 Duty cycle : Cont.(S1)
 Insulation class : F
 Service factor : 1.00
 Temperature rise : 80 K
 Design : B

Rev.	Changes Summary	Performed	Checked	Date	
Performed by					
Checked by					
Date					13/04/2022
		Page	Revision		
		7 / 21			

LOAD PERFORMANCE CURVE

Three Phase Induction Motor - Squirrel Cage



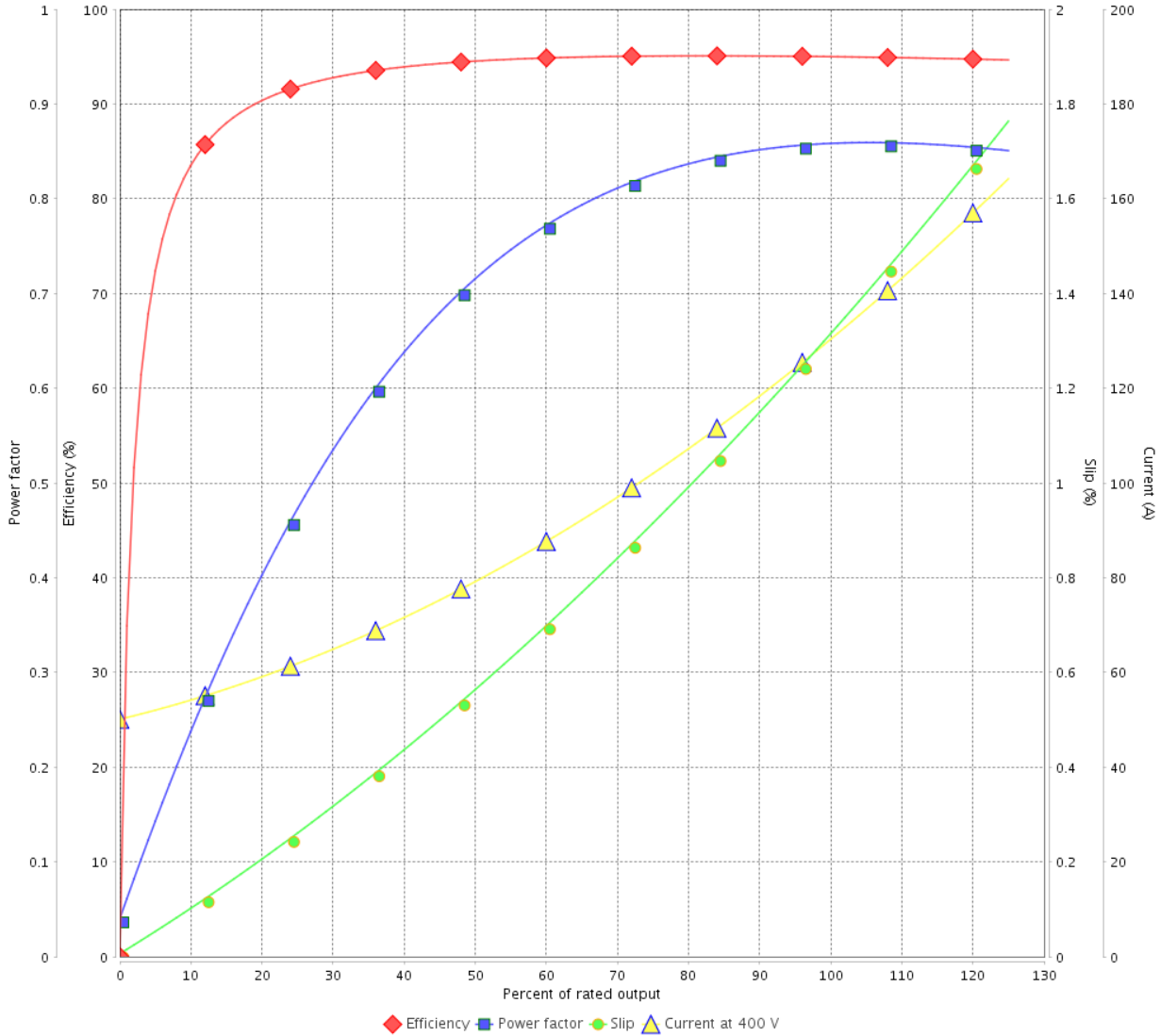
Customer :

Product line : W40 NEMA Premium Efficiency Three-Phase

Product code : 14284894

Catalog # : 12518OT3E405TC-W40

LOAD PERFORMANCE CURVE



Performance : 400 V 50 Hz 4P IE3

Rated current : 133 A
 LRC : 7.7
 Rated torque : 355 ft.lb
 Locked rotor torque : 270 %
 Breakdown torque : 300 %
 Rated speed : 1480 rpm

Moment of inertia (J) : 25.5 sq.ft.lb
 Duty cycle : Cont.(S1)
 Insulation class : F
 Service factor : 1.00
 Temperature rise : 80 K
 Design : B

Rev.	Changes Summary	Performed	Checked	Date
Performed by			Page 8 / 21	Revision
Checked by				
Date	13/04/2022			

LOAD PERFORMANCE CURVE

Three Phase Induction Motor - Squirrel Cage

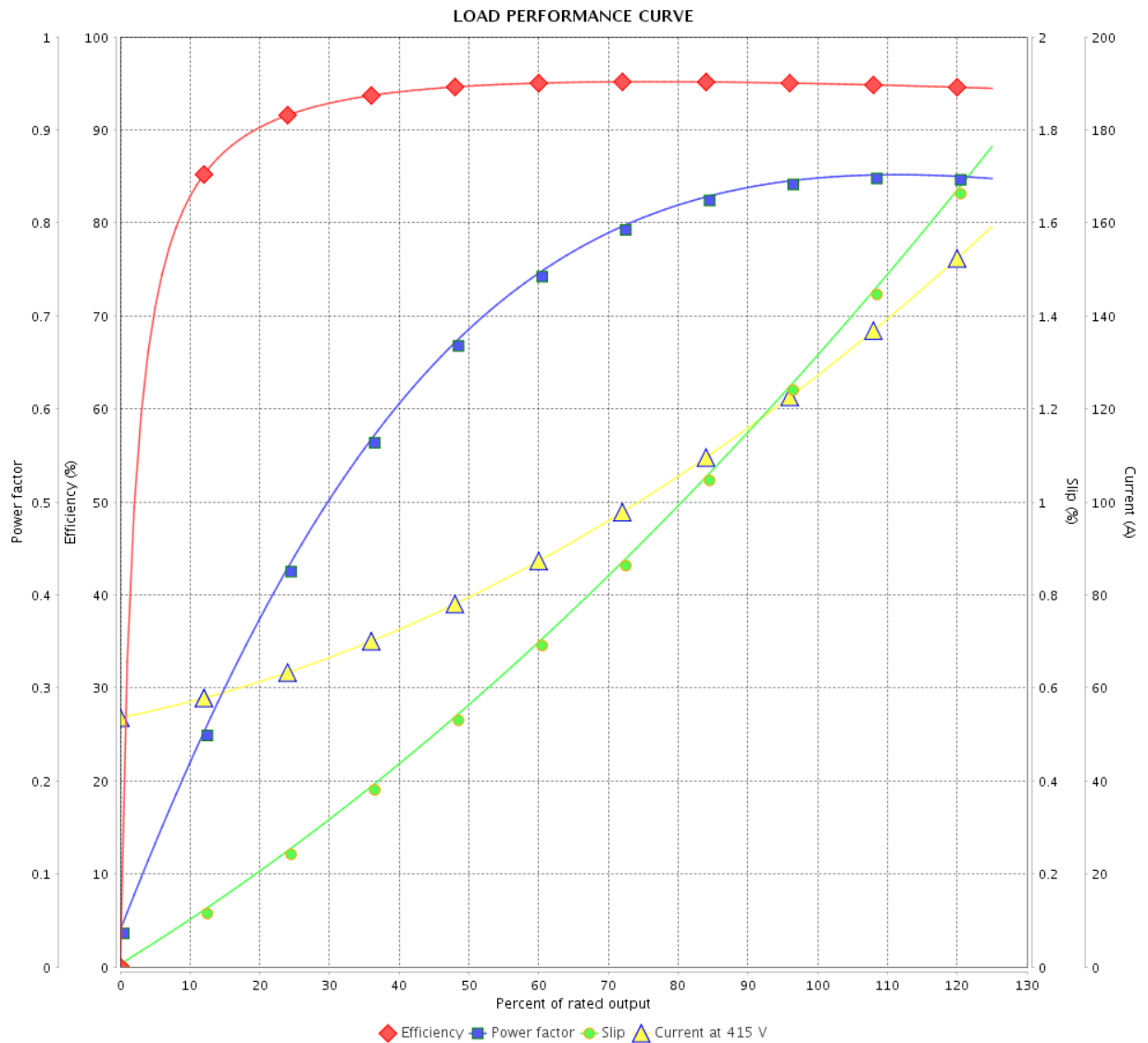


Customer : _____

Product line : W40 NEMA Premium Efficiency
Three-Phase

Product code : 14284894

Catalog # : 12518OT3E405TC-W40



Performance : 415 V 50 Hz 4P IE3

Rated current : 129 A
 LRC : 8.0
 Rated torque : 355 ft.lb
 Locked rotor torque : 290 %
 Breakdown torque : 320 %
 Rated speed : 1480 rpm

Moment of inertia (J) : 25.5 sq.ft.lb
 Duty cycle : Cont.(S1)
 Insulation class : F
 Service factor : 1.00
 Temperature rise : 80 K
 Design : B

Rev.	Changes Summary	Performed	Checked	Date
Performed by		Page		Revision
Checked by		9 / 21		
Date		13/04/2022		

THERMAL LIMIT CURVE



Three Phase Induction Motor - Squirrel Cage

Customer :

Product line : W40 NEMA Premium Efficiency
Three-Phase

Product code : 14284894

Catalog # : 12518OT3E405TC-W40

Performance : 230/460 V 60 Hz 4P

Rated current : 276/138 A
LRC : 6.9
Rated torque : 369 ft.lb
Locked rotor torque : 270 %
Breakdown torque : 260 %
Rated speed : 1780 rpm

Moment of inertia (J) : 25.5 sq.ft.lb
Duty cycle : Cont.(S1)
Insulation class : F
Service factor : 1.25
Temperature rise : 80 K
Design : B

Heating constant

Cooling constant

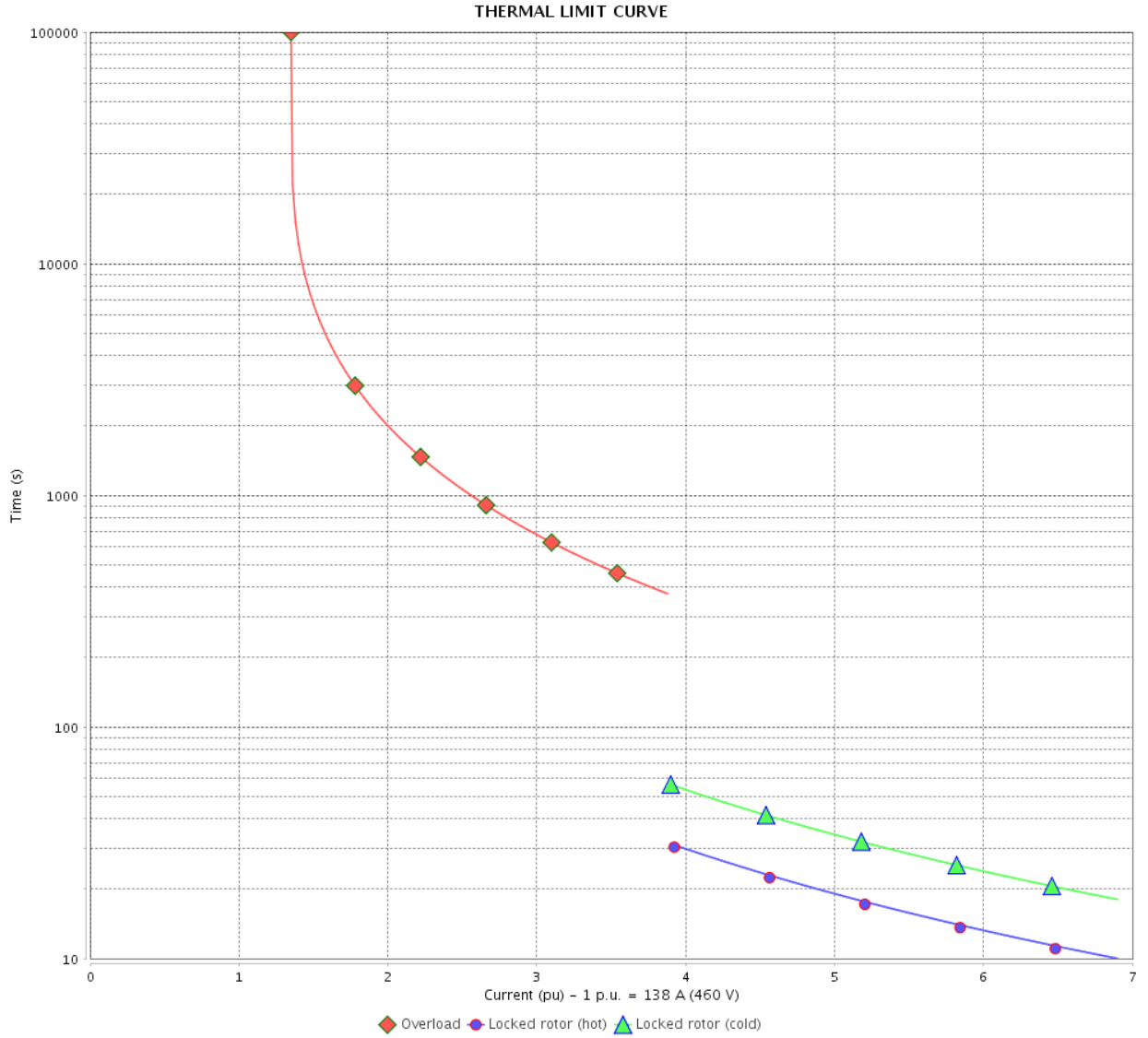
Rev.	Changes Summary	Performed	Checked	Date
Performed by				
Checked by			Page	Revision
Date	13/04/2022		10 / 21	

THERMAL LIMIT CURVE

Three Phase Induction Motor - Squirrel Cage



Customer : _____



Rev.	Changes Summary	Performed	Checked	Date
Performed by		Page		Revision
Checked by		11 / 21		
Date		13/04/2022		

THERMAL LIMIT CURVE



Three Phase Induction Motor - Squirrel Cage

Customer :

Product line : W40 NEMA Premium Efficiency
Three-Phase

Product code : 14284894

Catalog # : 12518OT3E405TC-W40

Performance : 380 V 50 Hz 4P IE3

Rated current : 138 A
LRC : 7.2
Rated torque : 355 ft.lb
Locked rotor torque : 240 %
Breakdown torque : 260 %
Rated speed : 1480 rpm

Moment of inertia (J) : 25.5 sq.ft.lb
Duty cycle : Cont.(S1)
Insulation class : F
Service factor : 1.00
Temperature rise : 80 K
Design : B

Heating constant

Cooling constant

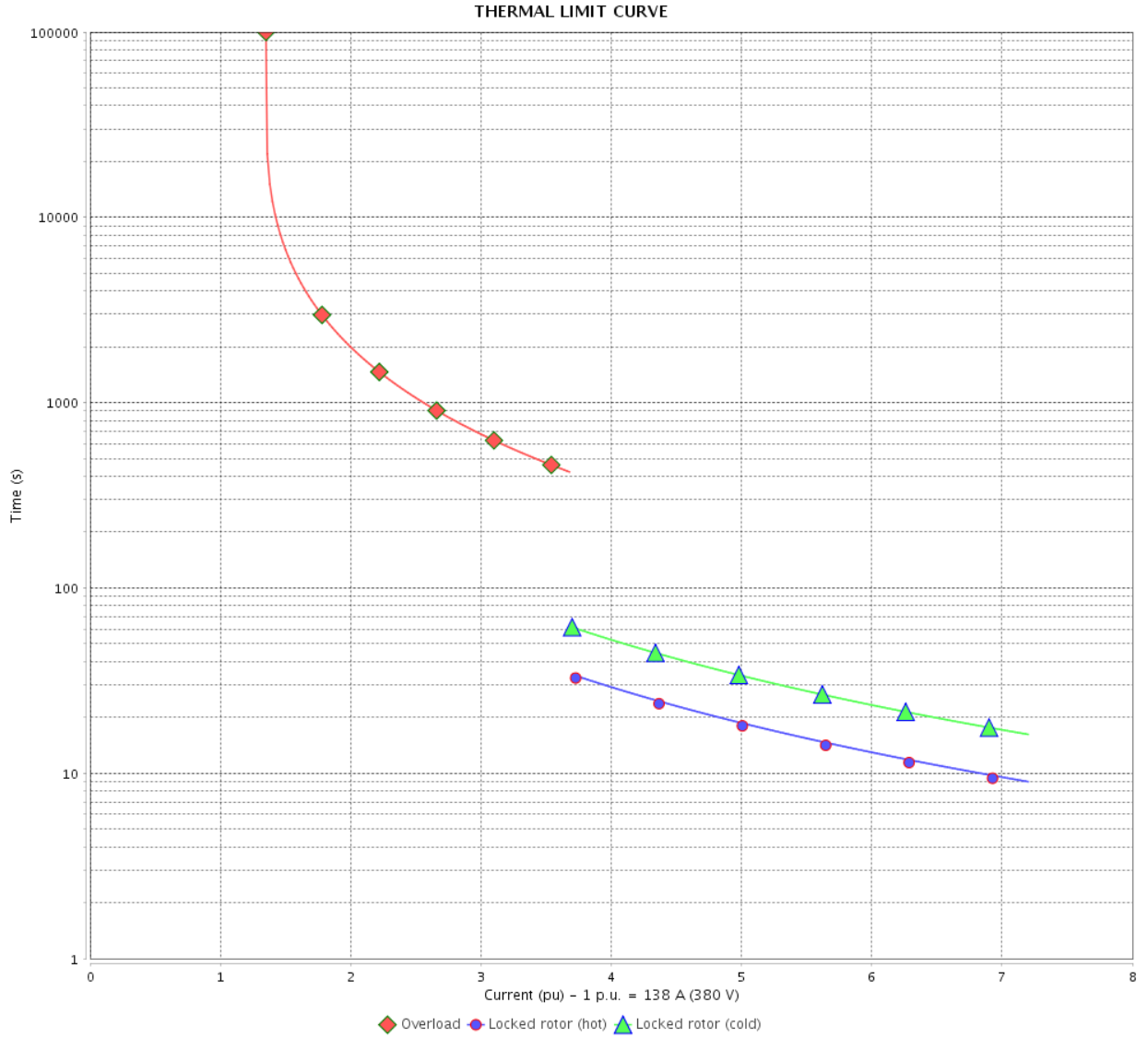
Rev.	Changes Summary	Performed	Checked	Date
Performed by				
Checked by			Page	Revision
Date	13/04/2022		12 / 21	

THERMAL LIMIT CURVE

Three Phase Induction Motor - Squirrel Cage



Customer : _____



Rev.	Changes Summary	Performed	Checked	Date
Performed by		Page 13 / 21		Revision
Checked by				
Date				

THERMAL LIMIT CURVE



Three Phase Induction Motor - Squirrel Cage

Customer :

Product line : W40 NEMA Premium Efficiency
Three-Phase

Product code : 14284894

Catalog # : 12518OT3E405TC-W40

Performance : 400 V 50 Hz 4P IE3

Rated current : 133 A	Moment of inertia (J) : 25.5 sq.ft.lb
LRC : 7.7	Duty cycle : Cont.(S1)
Rated torque : 355 ft.lb	Insulation class : F
Locked rotor torque : 270 %	Service factor : 1.00
Breakdown torque : 300 %	Temperature rise : 80 K
Rated speed : 1480 rpm	Design : B

Heating constant

Cooling constant

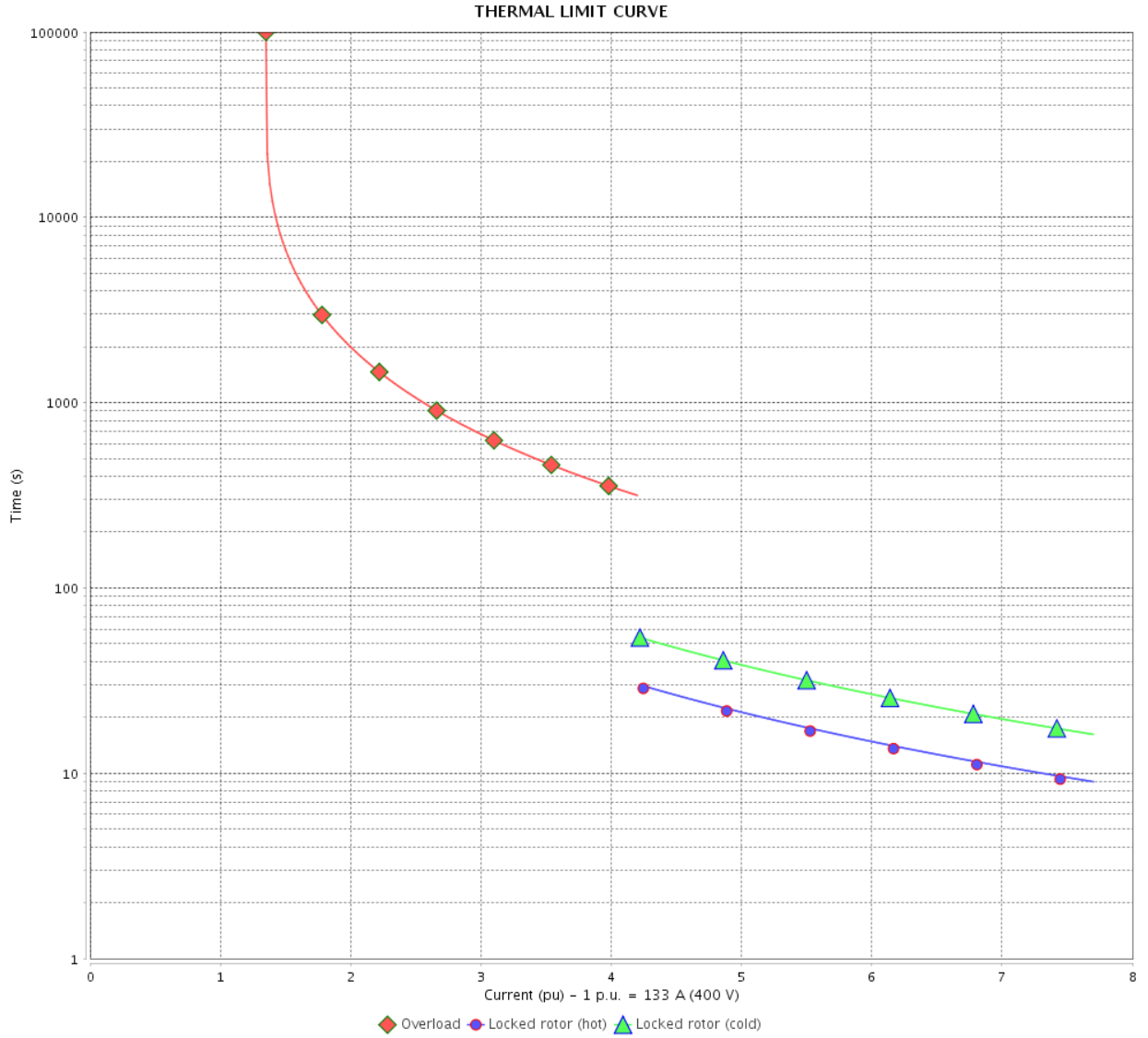
Rev.	Changes Summary	Performed	Checked	Date
Performed by			Page 14 / 21	Revision
Checked by				
Date	13/04/2022			

THERMAL LIMIT CURVE

Three Phase Induction Motor - Squirrel Cage



Customer : _____



Rev.	Changes Summary	Performed	Checked	Date
Performed by				
Checked by				
Date				
			Page	Revision
			15 / 21	

THERMAL LIMIT CURVE

Three Phase Induction Motor - Squirrel Cage



Customer :

Product line : W40 NEMA Premium Efficiency
Three-Phase

Product code : 14284894

Catalog # : 12518OT3E405TC-W40

Performance : 415 V 50 Hz 4P IE3

Rated current	: 129 A	Moment of inertia (J)	: 25.5 sq.ft.lb
LRC	: 8.0	Duty cycle	: Cont.(S1)
Rated torque	: 355 ft.lb	Insulation class	: F
Locked rotor torque	: 290 %	Service factor	: 1.00
Breakdown torque	: 320 %	Temperature rise	: 80 K
Rated speed	: 1480 rpm	Design	: B

Heating constant

Cooling constant

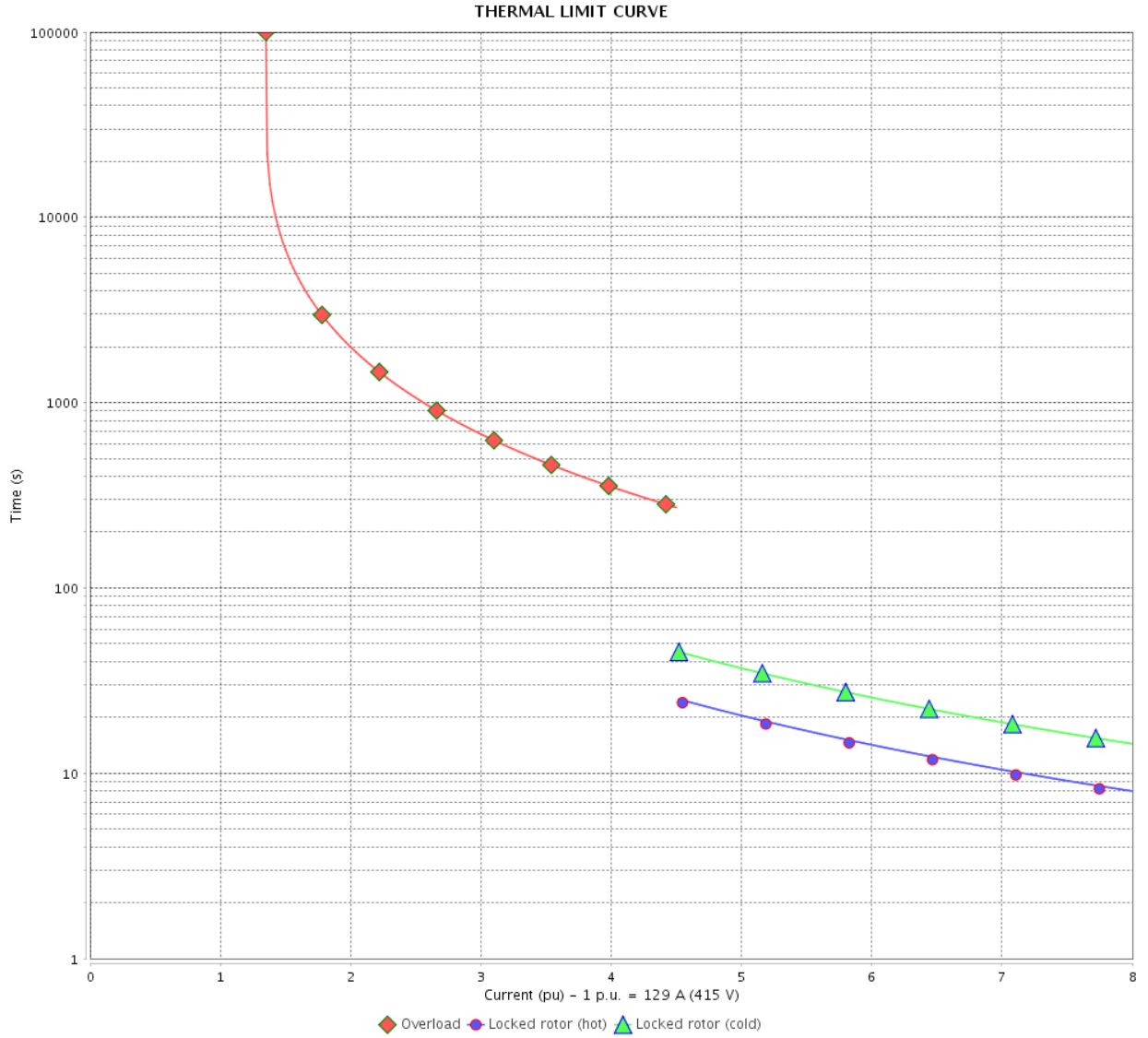
Rev.	Changes Summary	Performed	Checked	Date
Performed by				
Checked by			Page	Revision
Date	13/04/2022		16 / 21	

THERMAL LIMIT CURVE

Three Phase Induction Motor - Squirrel Cage



Customer : _____



Rev.	Changes Summary	Performed	Checked	Date
Performed by				
Checked by				
Date				
		Page	Revision	
		17 / 21		

VFD OPERATION CURVE

Three Phase Induction Motor - Squirrel Cage

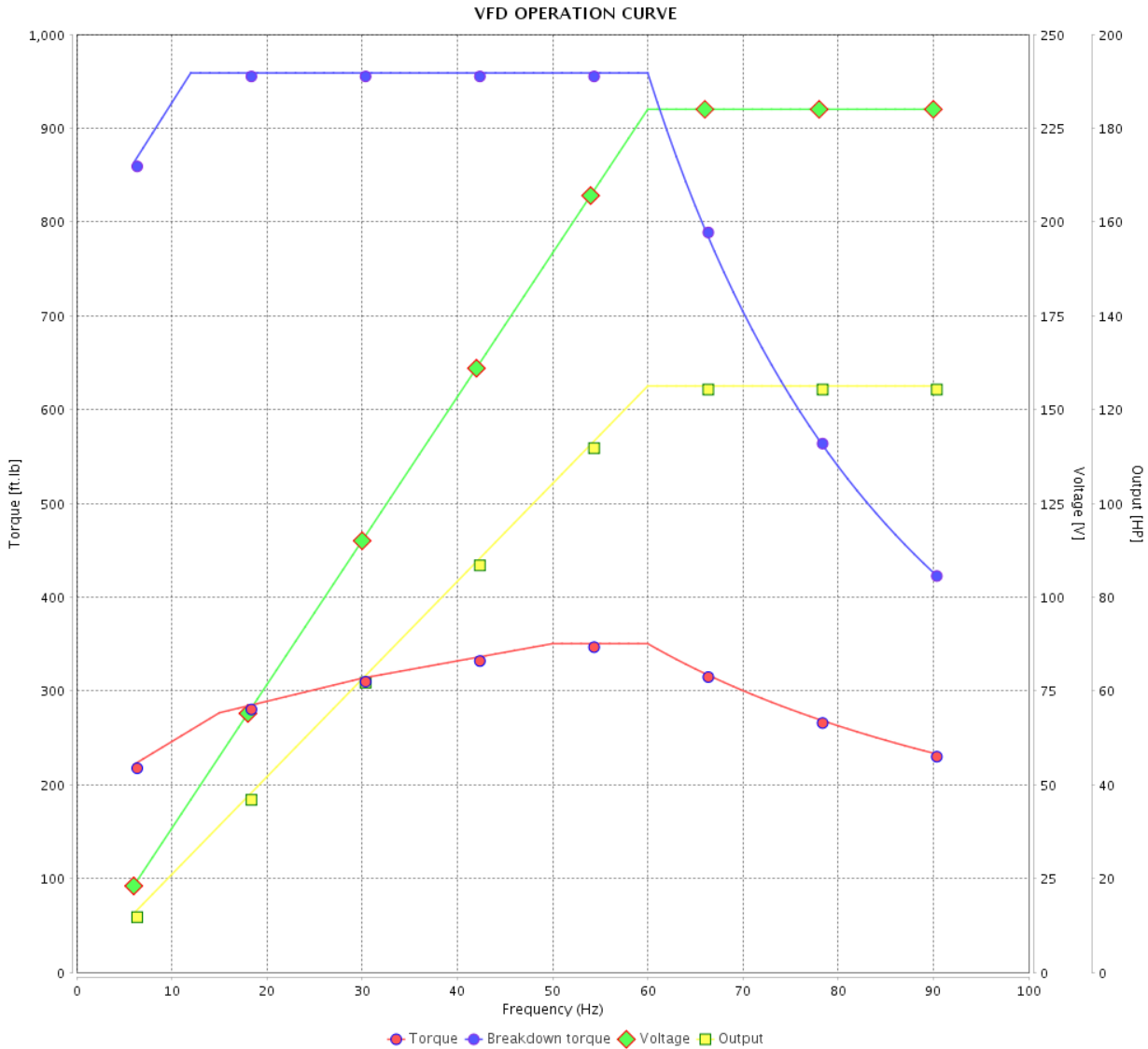


Customer :

Product line : W40 NEMA Premium Efficiency Three-Phase

Product code : 14284894

Catalog # : 12518OT3E405TC-W40



Performance : 230/460 V 60 Hz 4P

Rated current : 276/138 A
 LRC : 6.9
 Rated torque : 369 ft.lb
 Locked rotor torque : 270 %
 Breakdown torque : 260 %
 Rated speed : 1780 rpm

Moment of inertia (J) : 25.5 sq.ft.lb
 Duty cycle : Cont.(S1)
 Insulation class : F
 Service factor : 1.25
 Temperature rise : 80 K
 Design : B

Rev.	Changes Summary	Performed	Checked	Date
Performed by			Page 18 / 21	Revision
Checked by				
Date	13/04/2022			

VFD OPERATION CURVE

Three Phase Induction Motor - Squirrel Cage

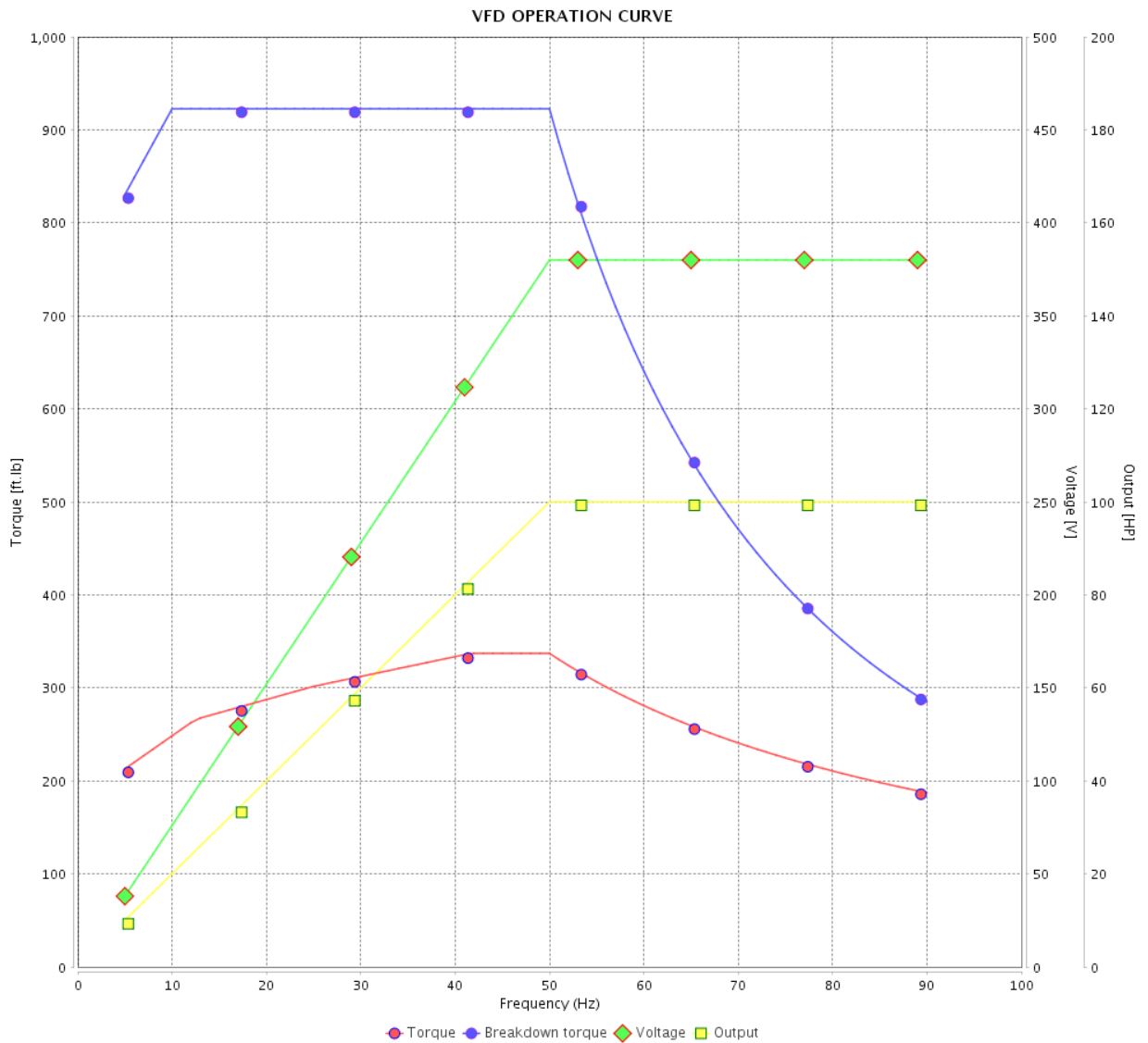


Customer :

Product line : W40 NEMA Premium Efficiency
Three-Phase

Product code : 14284894

Catalog # : 12518OT3E405TC-W40



Performance : 380 V 50 Hz 4P IE3

Rated current : 138 A
LRC : 7.2
Rated torque : 355 ft.lb
Locked rotor torque : 240 %
Breakdown torque : 260 %
Rated speed : 1480 rpm

Moment of inertia (J) : 25.5 sq.ft.lb
Duty cycle : Cont.(S1)
Insulation class : F
Service factor : 1.00
Temperature rise : 80 K
Design : B

Rev.	Changes Summary	Performed	Checked	Date
Performed by			Page 19 / 21	Revision
Checked by				
Date	13/04/2022			

VFD OPERATION CURVE

Three Phase Induction Motor - Squirrel Cage



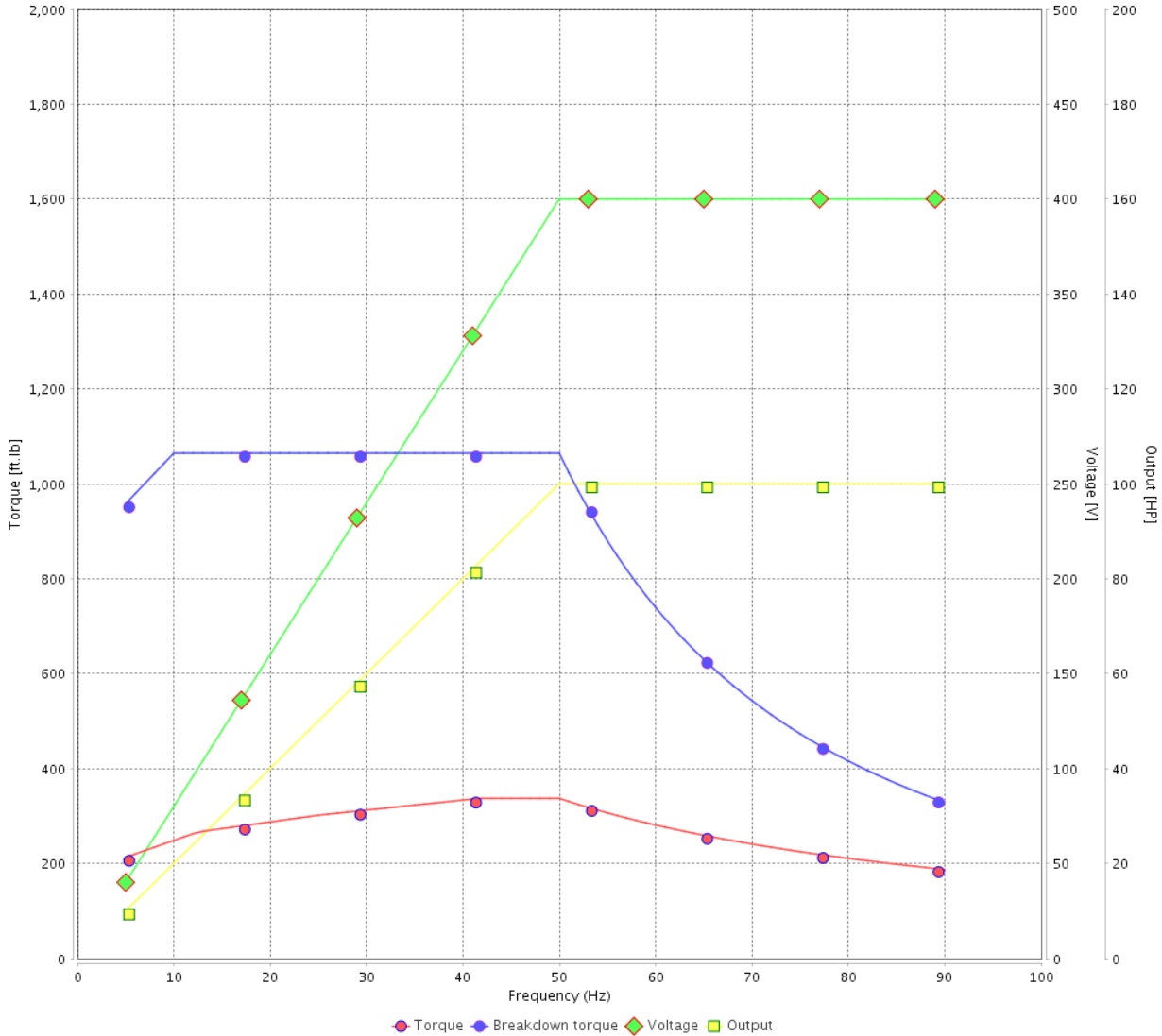
Customer :

Product line : W40 NEMA Premium Efficiency Three-Phase

Product code : 14284894

Catalog # : 12518OT3E405TC-W40

VFD OPERATION CURVE



Performance : 400 V 50 Hz 4P IE3

Rated current	: 133 A	Moment of inertia (J)	: 25.5 sq.ft.lb
LRC	: 7.7	Duty cycle	: Cont.(S1)
Rated torque	: 355 ft.lb	Insulation class	: F
Locked rotor torque	: 270 %	Service factor	: 1.00
Breakdown torque	: 300 %	Temperature rise	: 80 K
Rated speed	: 1480 rpm	Design	: B

Rev.	Changes Summary	Performed	Checked	Date
Performed by			Page 20 / 21	Revision
Checked by				
Date	13/04/2022			

VFD OPERATION CURVE

Three Phase Induction Motor - Squirrel Cage

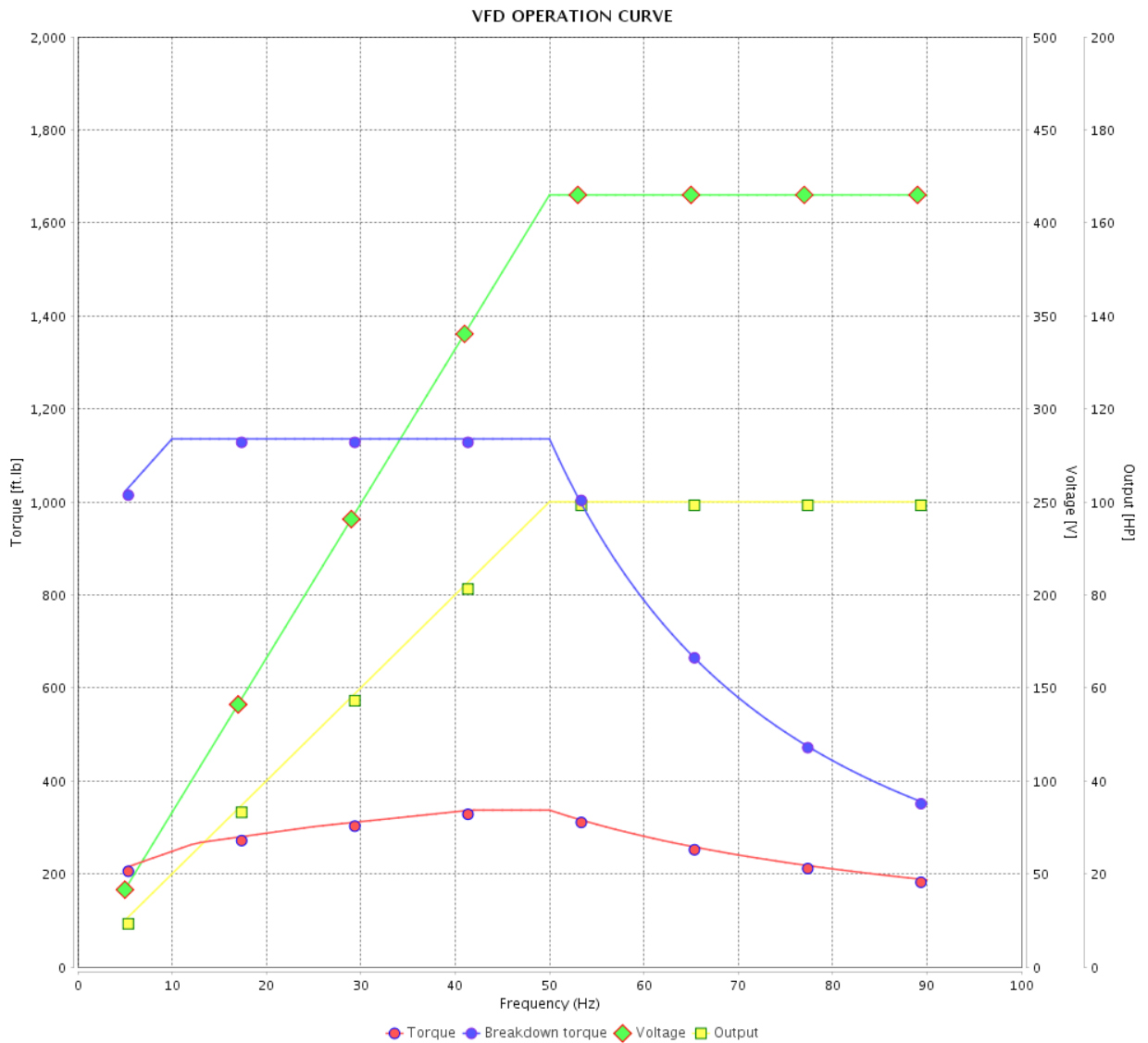


Customer :

Product line : W40 NEMA Premium Efficiency
Three-Phase

Product code : 14284894

Catalog # : 12518OT3E405TC-W40

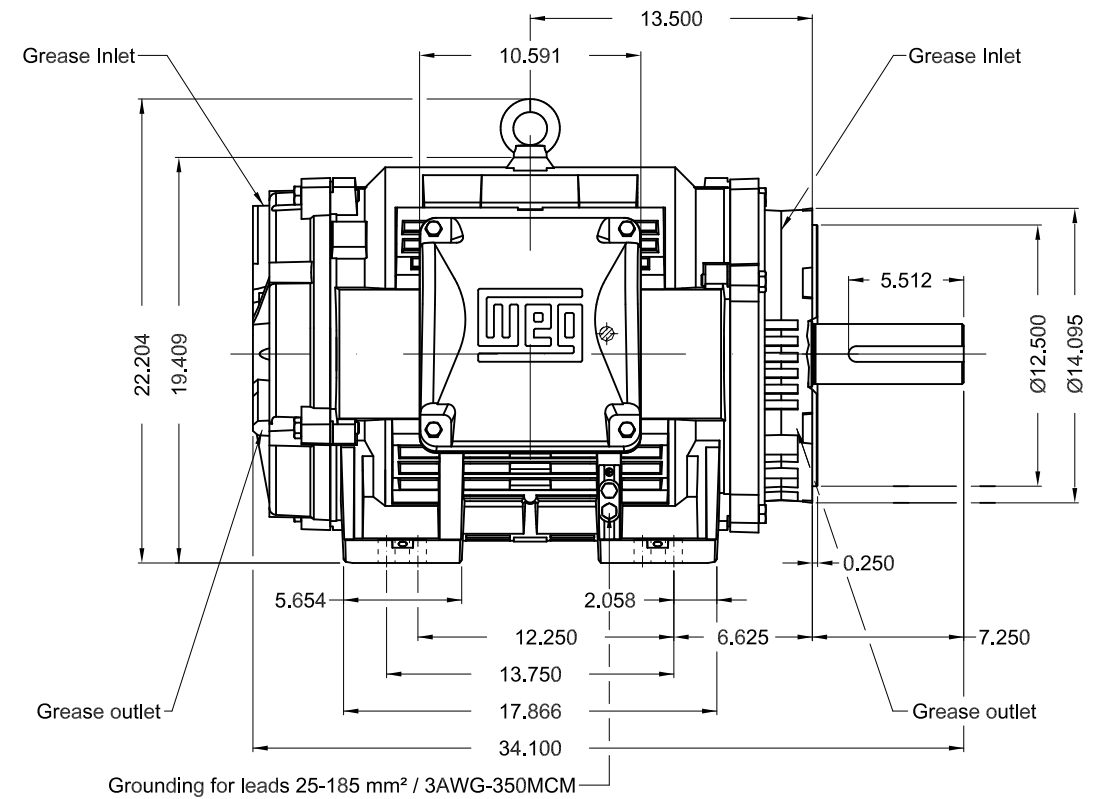
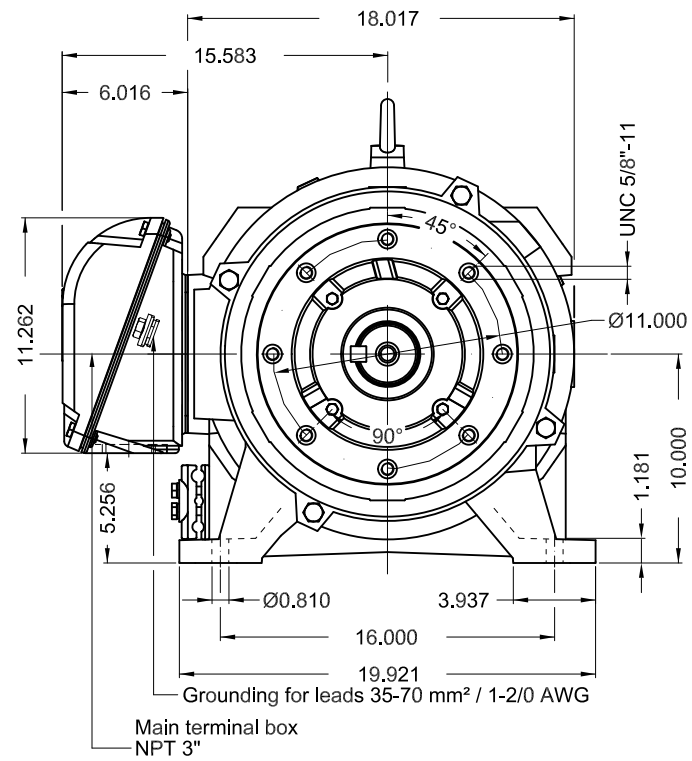


Performance : 415 V 50 Hz 4P IE3

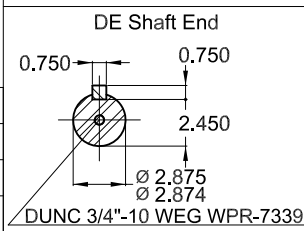
Rated current : 129 A
LRC : 8.0
Rated torque : 355 ft.lb
Locked rotor torque : 290 %
Breakdown torque : 320 %
Rated speed : 1480 rpm

Moment of inertia (J) : 25.5 sq.ft.lb
Duty cycle : Cont.(S1)
Insulation class : F
Service factor : 1.00
Temperature rise : 80 K
Design : B

Rev.	Changes Summary	Performed	Checked	Date
Performed by			Page 21 / 21	Revision
Checked by				
Date	13/04/2022			



Color RAL 5009
 Painting plan 203A
 Mounting NEMA F-1
 Mounting B34R(D)



125 HP 04 Poles 60 Hz

A

1:9

ECM	LOC	SUMMARY OF MODIFICATIONS	EXECUTED	CHECKED	RELEASED	DATE	VER
EXECUTED	PIRWBUSER	THREE PH. MOTOR W40 PREM. EFF.					
CHECKED		FRAME 404/5TC IP23 ODP					
RELEASED							
REL DT.	WMO	Jaragua do Sul	Product Engineering	SHEET	1 / 1		

PREVIEW
 WDD



WEG **W40 NEMA**
CC029A Premium
Inverter Duty Motor



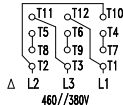
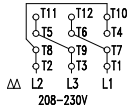
IEC 60034-1
 MOD.T01#FOXON



For 60Hz use on PWM, VT 1000:1, CT 2:1, 1.0SF

CP125404NPBBW40
 MADE IN BRAZIL
 14284894

PH 3	FR 404/5TC	HP(kW) 125.0(90.0)	Hz 60
V 230/460	A 276/138	RPM 1780	DES B
NEMA NOM EFF 95.4 %	INS. CL. F ΔT 80 K	IP23	
ENCL ODP	DUTY CONT.	AMB. 40°C	
CODE G	PF 0.86	SF 1.25	SFA 345/173
USABLE @208V 305 A	SF 1.15	SFA 351	
100HP 75kW 50Hz 380V 138A 1480RPM SF1.00 EFF 95.0% (IE3)	ALT 1000 m.a.s.l.	1054 Lbs	



→ 6316-C3(34g)
 → 6212-Z-C3(13g)

MOBIL POLYREX EM
 20000 h