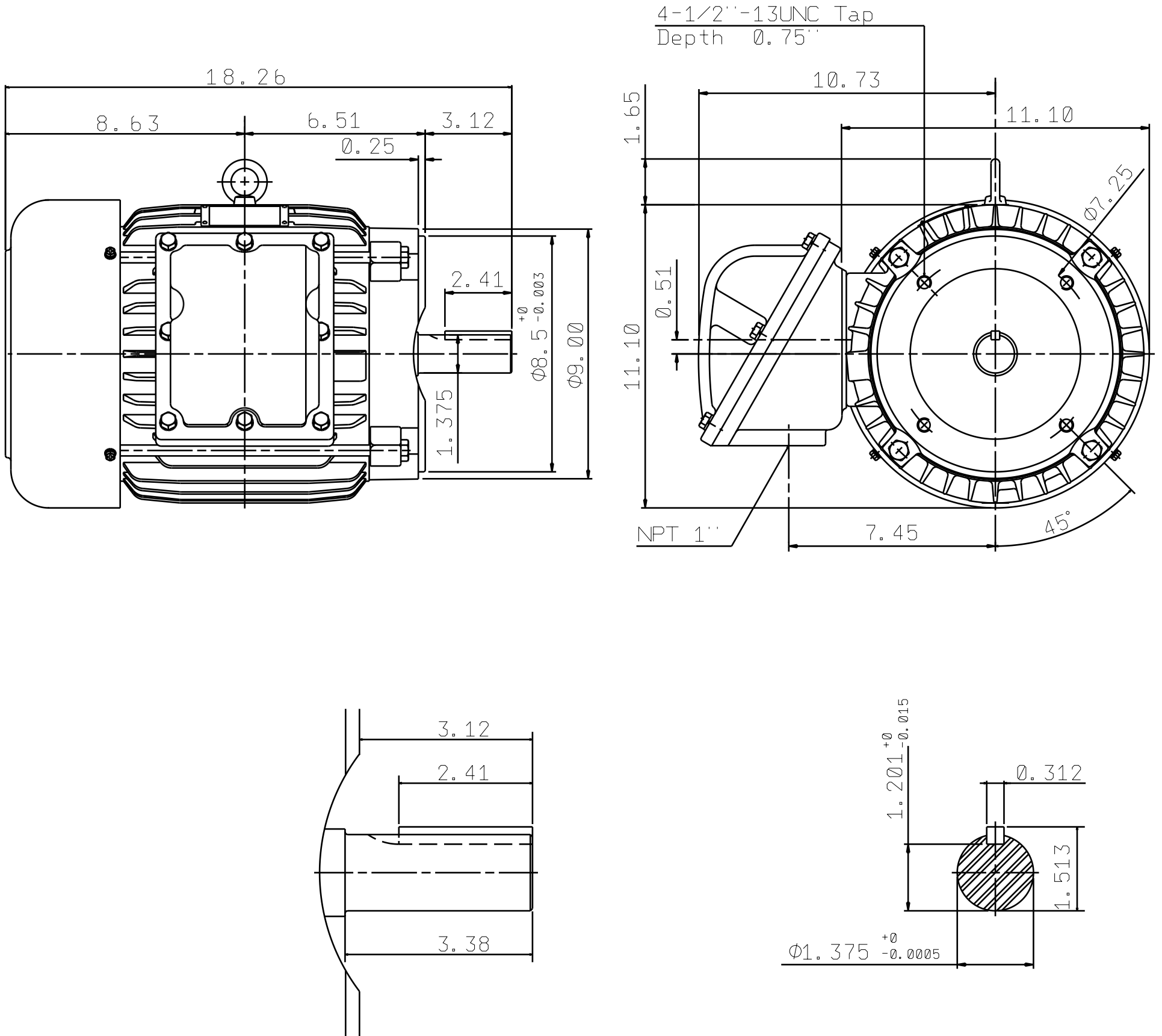


DATE MAY 11. 2015	OUTLINE DIMENSIONS 3-PHASE INDUCTION MOTOR	MOTOR TYPE: AEUHXG
CATALOG NO. XPV7/54C		FRAME NO. 213TC

Pole	HP	KW	Hz	VOLT	Syn. Speed r/min(rpm)
4	7.5	5.6	60	230/460	1800

Ins	Rating	Dimension in	Approx Weight	Bearings
F	CONT.	inches	217 lbs.	DE: 6308ZZ NDE: 6306ZZ

Totally Enclosed Fan-Cooled Type. Squirrel-Cage Rotor.



NOTE:
1. EXPLOSION PROOF:
 CLASS I, DIV 1, GROUP C+D,
 CLASS II, DIV 1 and 2, GROUP
 E,F,G.

	DWN.	J. H. LIANG	11.28.00		DWG NO.
	CHKD.	C. S. LO	03.22.01		
	APPD.	Y. B. HUANG	03.22.01		

TECO Westinghouse

ISSUED April 6, 2011	PERFORMANCE DATA 3-PHASE INDUCTION MOTOR	ENCLOSURE EXPLOSION PROOF
TYPE AEUHXG		CATALOG# XPV7/54C

NAMEPLATE INFORMATION

OUTPUT		POLE	FRAME SIZE	VOLTAGE	HZ	RATED AMBIENT	INS. CLASS	NEMA DESIGN	TIME RATING	SERVICE FACTOR
HP	KW									
7.5	5.6	4	213TC	230/460	60	40°C	F	B	CONT.	1.15

TYPICAL PERFORMANCE

FULL LOAD RPM	EFFICIENCY				POWER FACTOR			MAXIMUM POWER FACTOR CORRECTION
	FULL LOAD		3/4 LOAD %	1/2 LOAD %	F. L. %	3/4 LOAD %	1/2 LOAD %	
	MIN. %	NOM. %						
1750	90.2	91.7	92	91	86.5	83	75	2.3 KVAR

CURRENTS

NO LOAD			FULL LOAD			LOCKED ROTOR			NEMA KVA CODE LETTER
AT	AT	AT	AT	AT	AT	AT	AT	AT	
208 VOLT	230 VOLT	460 VOLT	208 VOLT	230 VOLT	460 VOLT	208 VOLT	230 VOLT	460 VOLT	
6.44	5.82	2.91	19.57	17.70	8.85	140.43	127.00	63.50	H

TORQUE

INERTIA

ACCEL TIME

FULL LOAD lb-ft	LOCKED ROTOR %FLT	PULL UP %FLT	BREAK DOWN %FLT	ROTOR WR ² lb-ft ²	NEMA LOAD WK ² lb-ft ²	MAX ALLOWABLE WK ² lb-ft ²	NEMA LOAD WK ² Sec	MAX ALLOWABLE WK ² Sec
22.5	280	230	310	0.731	39	91.00	3.79	8.74

SAFE STALL TIME IN SECONDS

ALLOWABLE STARTS PER HOUR

SOUND PRESSURE LEVEL @ 3 FT dB(A)

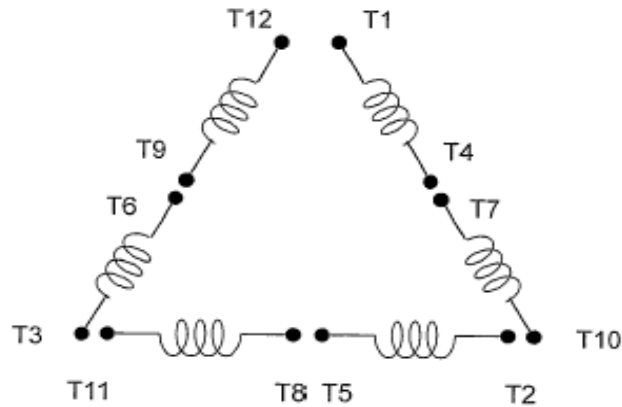
COLD	HOT	COLD	HOT	60
17	12	2	1	

APPROVED:	M. PRATER	DRAWING NO.	31057XPV7/54C	REVISION 0
-----------	------------------	-------------	----------------------	-------------------

DATE:
July 14, 2011


CONNECTION DIAGRAM

CATALOG NO.:
XPV7/54C

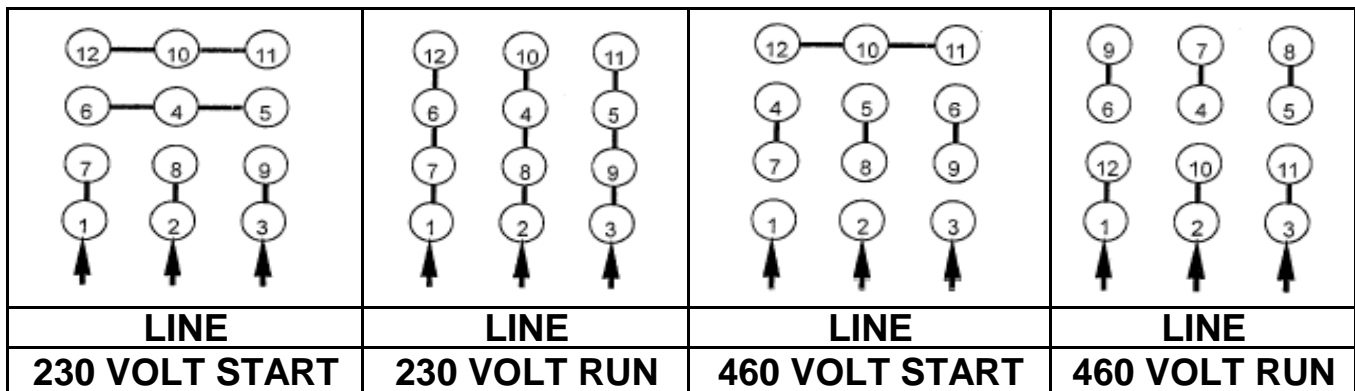


SCHEMATIC - Δ / Y CONNECTION

ACROSS THE LINE CONNECTION



WYE START-DELTA RUN CONNECTION



DWG NO.
DAC-1565-4